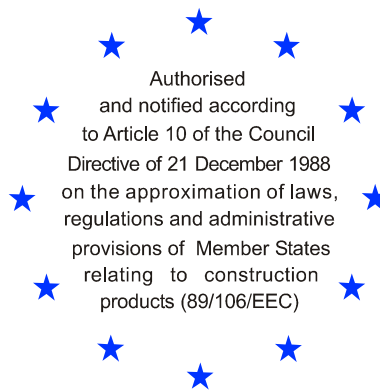


Deutsches Institut für Bautechnik

Anstalt des öffentlichen Rechts

Kolonnenstr. 30 B
10829 Berlin
Germany

Tel.: +49(0)30 787 30 0
Fax: +49(0)30 787 30 320
E-mail: dibt@dibt.de
Internet: www.dibt.de



DIBt

Mitglied der EOTA
Member of EOTA

European Technical Approval ETA-10/0182

English translation prepared by DIBt - Original version in German language

Handelsbezeichnung
Trade name

Befestigungsschrauben S-MD, S-MP und S-MS
Fastening screws S-MD, S-MP and S-MS

Zulassungsinhaber
Holder of approval

Hilti AG
Feldkircherstraße 100
9494 Schaan
FÜRSTENTUM LIECHTENSTEIN

Zulassungsgegenstand
und Verwendungszweck
*Generic type and use
of construction product*

Befestigungsschrauben für Metallbauteile und Bleche
Fastening screws for metal members and sheeting

Geltungsdauer: vom
Validity: from
bis
to

17 August 2010
17 August 2015

Herstellwerke
Manufacturing plants

Hilti AG, Werk 6522
Hilti AG, Werk 4929
Hilti AG, Werk 2855
Hilti AG, Werk 7855
Hilti AG, Plant 6522
Hilti AG, Plant 4929
Hilti AG, Plant 2855
Hilti AG, Plant 7855

Diese Zulassung umfasst
This Approval contains

60 Seiten einschließlich 51 Anhänge
60 pages including 51 annexes



Europäische Organisation für Technische Zulassungen
European Organisation for Technical Approvals

I LEGAL BASES AND GENERAL CONDITIONS

- 1 This European technical approval is issued by Deutsches Institut für Bautechnik in accordance with:
 - Council Directive 89/106/EEC of 21 December 1988 on the approximation of laws, regulations and administrative provisions of Member States relating to construction products¹, modified by Council Directive 93/68/EEC² and Regulation (EC) N° 1882/2003 of the European Parliament and of the Council³;
 - Gesetz über das In-Verkehr-Bringen von und den freien Warenverkehr mit Bauprodukten zur Umsetzung der Richtlinie 89/106/EWG des Rates vom 21. Dezember 1988 zur Angleichung der Rechts- und Verwaltungsvorschriften der Mitgliedstaaten über Bauprodukte und anderer Rechtsakte der Europäischen Gemeinschaften (Bauproduktengesetz - BauPG) vom 28. April 1998⁴, as amended by law of 31 October 2006⁵;
 - Common Procedural Rules for Requesting, Preparing and the Granting of European technical approvals set out in the Annex to Commission Decision 94/23/EC⁶.
- 2 Deutsches Institut für Bautechnik is authorized to check whether the provisions of this European technical approval are met. Checking may take place in the manufacturing plant. Nevertheless, the responsibility for the conformity of the products to the European technical approval and for their fitness for the intended use remains with the holder of the European technical approval.
- 3 This European technical approval is not to be transferred to manufacturers or agents of manufacturers other than those indicated on page 1, or manufacturing plants other than those indicated on page 1 of this European technical approval.
- 4 This European technical approval may be withdrawn by Deutsches Institut für Bautechnik, in particular pursuant to information by the Commission according to Article 5(1) of Council Directive 89/106/EEC.
- 5 Reproduction of this European technical approval including transmission by electronic means shall be in full. However, partial reproduction can be made with the written consent of Deutsches Institut für Bautechnik. In this case partial reproduction has to be designated as such. Texts and drawings of advertising brochures shall not contradict or misuse the European technical approval.
- 6 The European technical approval is issued by the approval body in its official language. This version corresponds fully to the version circulated within EOTA. Translations into other languages have to be designated as such.

1 Official Journal of the European Communities L 40, 11 February 1989, p. 12
2 Official Journal of the European Communities L 220, 30 August 1993, p. 1
3 Official Journal of the European Union L 284, 31 October 2003, p. 25
4 *Bundesgesetzblatt Teil I 1998*, p. 812
5 *Bundesgesetzblatt Teil I 2006*, p. 2407, 2416
6 Official Journal of the European Communities L 17, 20 January 1994, p. 34

II SPECIFIC CONDITIONS OF THE EUROPEAN TECHNICAL APPROVAL

1 Definition of the product and intended use

1.1 Definition of the construction product

The fastening screws S-MD, S-MS and S-MP are self drilling and self tapping screws listed in Table 1. The fastening screws are made of stainless steel or case hardened carbon steel. They are partly completed with metallic washers and EPDM sealing rings. For details see the appropriate Annexes.

Examples of fastening screws and the corresponding connections are shown in Annex 1.

The fastening screws and the corresponding connections are subject to tension and shear forces.

Table 1 Different types of the fastening screws

No.	Fastening screw	Description	Annex
1	S-MD 01 Z 4,2 x L	with hexagon head	Annex 6
2	S-MD 51 Z 4,2 x L	with hexagon head and sealing washer $\geq \text{Ø}16$ mm	Annex 7
3	S-MD 01 Z 4,8 x L	with hexagon head	Annex 8
4	S-MD 51 Z 4,8 x L	with hexagon head and sealing washer $\geq \text{Ø}16$ mm	Annex 9
5	S-MD 01 Z 5,5 x L	with hexagon head	Annex 10
6	S-MD 51 Z 5,5 x L	with hexagon head and sealing washer $\geq \text{Ø}16$ mm	Annex 11
7	S-MD 01 Z 6,3 x L	with hexagon head	Annex 12
8	S-MD 51 Z 6,3 x L	with hexagon head and sealing washer $\geq \text{Ø}16$ mm	Annex 13
9	S-MD 51 S 4,8 x L	with hexagon head and sealing washer $\geq \text{Ø}16$ mm	Annex 14
10	S-MD 51 S 5,5 x L	with hexagon head and sealing washer $\geq \text{Ø}16$ mm	Annex 15
11	S-MD 51 S 5,5 x L - 390	with hexagon head and sealing washer $\geq \text{Ø}16$ mm	Annex 16
12	S-MD 51 LS 5,5 x L	with hexagon head and sealing washer $\geq \text{Ø}16$ mm	Annex 17
13	S-MD 51 LS 5,5 x L - 390	with hexagon head and sealing washer $\geq \text{Ø}16$ mm	Annex 18
14	S-MD 03 Z 4,8 x L	with hexagon head	Annex 19
15	S-MD 53 Z 4,8 x L	with hexagon head and sealing washer $\geq \text{Ø}16$ mm	Annex 20
16	S-MD 03 Z 5,5 x L	with hexagon head	Annex 21
17	S-MD 23 Z 5,5 x L	with hexagon head	Annex 22
18	S-MD 53 Z 5,5 x L	with hexagon head and sealing washer $\geq \text{Ø}16$ mm	Annex 23
19	S-MD 03 Z 6,3 x L	with hexagon head	Annex 24
20	S-MD 23 Z 6,3 x L	with hexagon head	Annex 25
21	S-MD 53 Z 6,3 x L	with hexagon head and sealing washer $\geq \text{Ø}16$ mm	Annex 26
22	S-MD 05 Z 5,5 x L	with hexagon head	Annex 27
23	S-MD 55 Z 5,5 x L	with hexagon head and sealing washer $\geq \text{Ø}16$ mm	Annex 28
24	S-MD 53 S 5,5 x L	with hexagon head and sealing washer $\geq \text{Ø}16$ mm	Annex 29
25	S-MD 53 S 5,5 x L - 390	with hexagon head and sealing washer $\geq \text{Ø}16$ mm	Annex 30
26	S-MD 55 S 5,5 x L	with hexagon head and sealing washer $\geq \text{Ø}16$ mm	Annex 31
27	S-MD 55 S 5,5 x L - 390	with hexagon head and sealing washer $\geq \text{Ø}16$ mm	Annex 32
28	S-MD 53 S 6,3 x L	with hexagon head and sealing washer $\geq \text{Ø}16$ mm	Annex 33

29	S-MD 53 S 6,3 x L - 390	with hexagon head and sealing washer $\geq \text{Ø}16$ mm	Annex 34
30	S-MD 43 S 5,5 x L	with hexagon head and sealing washer $\geq \text{Ø}14$ mm	Annex 35
31	S-MD 43 S 5,5 x L - 390	with hexagon head and sealing washer $\geq \text{Ø}14$ mm	Annex 36
32	S-MS 01 Z 4,8 x 20	with hexagon head	Annex 37
33	S-MP 52 S 6,3 x L	with hexagon head and sealing washer $\geq \text{Ø}16$ mm	Annex 38
34	S-MP 54 S 6,3 x L	with hexagon head and sealing washer $\geq \text{Ø}16$ mm	Annex 39
35 ^{*)}	S-MP 53 S 6,5 x L	with hexagon head and sealing washer $\geq \text{Ø}16$ mm	Annex 40
36 ^{*)}	S-MD 31 PS 4,8 x L	with round head with Torx® drive system and sealing washer $\text{Ø}12$ mm	Annex 41
37 ^{*)}	S-MD 31 PS 4,8 x L	with round head with Torx® drive system and sealing washer $\text{Ø}12$ mm	Annex 42
38	S-MD 31 PS 5,5 x L	with round head with Torx® drive system and sealing washer $\text{Ø}12$ mm	Annex 43
39	S-MD 31 PS 5,5 x L	with round head with Torx® drive system and sealing washer $\text{Ø}12$ mm	Annex 44
40	S-MD 31 PS 5,5 x L	with round head with Torx® drive system and sealing washer $\text{Ø}12$ mm	Annex 45
41	S-MD 33 PS 5,5 x L	with round head with Torx® drive system and sealing washer $\text{Ø}12$ mm	Annex 46
42	S-MD 33 PS 5,5 x L	with round head with Torx® drive system and sealing washer $\text{Ø}12$ mm	Annex 47
43	S-MD 33 PS 5,5 x L	with round head with Torx® drive system and sealing washer $\text{Ø}12$ mm	Annex 48
44	S-MD 33 PS 5,5 x L	with round head with Torx® drive system and sealing washer $\text{Ø}12$ mm	Annex 49
45	S-MD 35 PS 5,5 x L	with round head with Torx® drive system and sealing washer $\text{Ø}12$ mm	Annex 50
46	S-MD 35 PS 5,5 x L	with round head with Torx® drive system and sealing washer $\text{Ø}12$ mm	Annex 51

*) This fastening screws are applicable for fastening to timber substructure

1.2 Intended use

The fastening screws are intended to be used for fastening metal sheeting to metal substructures and as far as stated in Table 1 to timber substructures. The sheeting can either be used as wall or roof cladding or as load bearing wall and roof element.

The fastening screws can also be used for the fastening of other thin gauge metal members.

The component to be fastened is component I and the substructure is component II.

The intended use comprises fastening screws and connections for indoor and outdoor applications. Fastening screws which are made of stainless steel are intended to be used in external environments with a high or very high corrosion category.

The intended use comprises connections with predominantly static loads (e.g. wind loads, dead loads).

The provisions made in this European technical approval are based on an assumed working life of the fastening screws of 25 years. The indications given on the working life cannot be interpreted as a guarantee given by the producer, but are to be regarded only as a means for choosing the right products in relation to the expected economically reasonable working life of the works.

2 Characteristics of product and methods of verification

2.1 Characteristics of product

The fastening screws shall correspond to the drawings given in the appropriate Annexes (see Table 1).

The characteristic material values, dimensions and tolerances of the fastening screws neither indicated in this section nor in the Annexes shall correspond to the respective values laid down in the technical documentation⁷ to this European technical approval.

The characteristic values of the shear and tension resistance of the connections made with the fastening screws are given in the appropriate Annexes or in section 4.2.

The fastening screws are considered to satisfy the requirements of performance class A1 of the characteristic reaction to fire.

2.2 Methods of verification

The assessment of the fitness of the fastening screws for the intended use in relation to the Essential Requirements ER 1 (Mechanical resistance and stability), ER 2 (Safety in case of fire), ER 4 (Safety in use) and additional aspects of durability has been made in accordance with section 3.2 of the Common Procedural Rules for Requesting, Preparing and the Granting of European technical approvals set out in the Annex to Commission Decision 94/23/EC⁶.

The assessment of the resistance to fire performance is only relevant to the assembled system (fastening screws, sheeting, substructure) which is not part of the ETA.

The fastening screws are considered to satisfy the requirements of performance class A 1 of the characteristic reaction to fire, in accordance with the provisions of the EC Decision 96/603/EC (as amended) without the need for testing on the basis of its listing in that decision.

Concerning Essential Requirements No. 1 (Mechanical resistance and stability) and No. 4 (Safety in use) the following applies:

The characteristic values of resistance given in the Annexes were determined by shear and tension tests.

The formulas to calculate the design resistance are given in clause 4.2.1.

⁷ The technical documentation to this European technical approval is deposited at Deutsches Institut für Bautechnik and, as far as relevant for the tasks of the approved bodies involved in the attestation of conformity procedure is handed over to the approved bodies.

3 Evaluation and attestation of conformity and CE marking

3.1 System of attestation of conformity

According to the Decision 99/92 of the European Commission⁸ system 3 of the attestation of conformity applies.

This system of attestation of conformity is defined as follows:

System 3: Declaration of conformity of the product by the manufacturer on the basis of:

- (a) Tasks for the manufacturer:
 - (1) factory production control;
- (b) Tasks for the approved body:
 - (2) initial type-testing of the product.

Note: Approved bodies are also referred to as "notified bodies".

3.2 Responsibilities

3.2.1 Tasks for the manufacturer

3.2.1.1 Factory production control

The manufacturer shall exercise permanent internal control of production. All the elements, requirements and provisions adopted by the manufacturer shall be documented in a systematic manner in the form of written policies and procedures, including records of results performed. This production control system shall insure that the product is in conformity with this European technical approval.

The manufacturer may only use initial materials stated in the technical documentation of this European technical approval.

The factory production control shall be in accordance with the "control plan of September 2010 relating to the European technical approval ETA-10/0182 issued on 17 August 2010" which is part of the technical documentation of this European technical approval. The control plan is laid down in the context of the factory production control system operated by the manufacturer and deposited with Deutsches Institut für Bautechnik.⁹

The results of factory production control shall be recorded and evaluated in accordance with the provisions of the control plan.

3.2.1.2 Other tasks for the manufacturer

The manufacturer shall, on the basis of a contract, involve a body which is approved for the tasks referred to in section 3.1 in the field of fastening screws in order to undertake the actions laid down in section 3.2.2. For this purpose, the control plan referred to in sections 3.2.1.1 and 3.2.2 shall be handed over by the manufacturer to the approved body involved.

The manufacturer shall make a declaration of conformity, stating that the construction product is in conformity with the provisions of the European technical approval ETA-10/0182 issued on 17 August 2010.

3.2.2 Tasks for the approved bodies

The approved body shall perform the

- initial type-testing of the product,

in accordance with the provisions laid down in the control plan.

The approved body shall retain the essential points of its actions referred to above and state the results obtained and conclusions drawn in written reports.

⁸ Official Journal of the European Communities L 80 of 18.03.1998.

⁹ The "control plan" is a confidential part of the European technical approval and only handed over to the approved body involved in the procedure of attestation of conformity. See section 3.2.2.

3.3 CE marking

The CE marking shall be affixed on each packaging of fastening screws. The letters "CE" shall be followed by the identification number of the approved certification body, where relevant, and be accompanied by the following additional information:

- the name and address of the producer (legal entity responsible for the manufacture),
- the last two digits of the year in which the CE marking was affixed,
- the number of the European technical approval,
- the name of the product.

4 Assumptions under which the fitness of the product for the intended use was favourably assessed

4.1 Manufacturing

The fastening screws are manufactured in accordance with the provisions of the European technical approval using the manufacturing process as laid down in the technical documentation.

The European technical approval is issued for the product on the basis of agreed data/information, deposited with Deutsches Institut für Bautechnik, which identifies the product that has been assessed and judged. Changes to the product or production process, which could result in this deposited data/information being incorrect, should be notified to Deutsches Institut für Bautechnik before the changes are introduced. Deutsches Institut für Bautechnik will decide whether or not such changes affect the approval and consequently the validity of the CE marking on the basis of the approval and if so whether further assessment or alterations to the approval shall be necessary.

4.2 Design

4.2.1 General

Fastening screws completely or partly exposed to external weather or similar conditions are made of stainless steel or are protected against corrosion. For the corrosion protection the rules given in EN 1090-2:2008, EN 1993-1-3:2006 and EN 1993-1-4:2006 are taken into account.

For the types of connection (a, b, c, d) listed in the Annexes it is not necessary to take into account the effect of constraints due to temperature. For other types of connection it shall be considered for design as long as constraining forces due to temperature do not occur or are not significant (e. g. sufficient flexibility of the structure).

The loading is predominantly static. (Remark: Wind loads are regarded as predominantly static.)

Dimensions, material properties, torque moments $M_{t,norm}$, minimum effective screw-in length l_{ef} and nominal material thicknesses t_N as stated in the ETA or in the Annexes are observed.

The verification concept stated in EN 1990:2002 is used for the design of the connections made with the fastening screws. The characteristic values (shear and tension resistance) stated in the Annexes are used for the design of the entire connections.

The following formulas are used to calculate the values of design resistance:

$$N_{Rd} = \frac{N_{Rk}}{\gamma_M}$$

$$V_{Rd} = \frac{V_{Rk}}{\gamma_M}$$

The recommended partial safety factor $\gamma_M = 1.33$ is used in order to determine the corresponding design resistances, provided no values are given in national regulations of the member state in which the fastening screws are used or in the respective National Annex to Eurocode 3.

In case of combined tension and shear forces the linear interaction formula according to EN 1993-1-3:2006, section 8.3 (8) or EN 1999-1-4:2010, section 8.1 (7) is taken into account.

$$\frac{N_{Sd}}{N_{Rd}} + \frac{V_{Sd}}{V_{Rd}} \leq 1.0$$

The possibly required reduction of the tension resistance (pull-through resistance) due to the position of the fastener is taken into account in accordance with EN 1993-1-3:2006, section 8.3 (7) and Fig. 8.2 (component I is made of steel) or EN 1999-1-4:2010, section 8.1 (6) and Table 8.3 (component I is made of aluminium).

4.2.2 Additional rules for connections with timber substructures

As far as no other provisions are made in the following EN 1995-1-1:2004 + A1:2008 applies.

Drill points of self drilling screws are not taken into account for the effective screw-in length.

The following terms are used:

l_g - Screw-in length - part of thread screwed into component II inclusive drill point.

l_b - Length of unthreaded part of the drill-point.

l_{ef} - effective screw-in length $l_{ef} = l_g - l_b$

$$N_{R,k} = F_{ax,Rk} \cdot k_{mod}$$

$$V_{R,k} = F_{v,Rk} \cdot k_{mod}$$

$F_{ax,Rk}$ according to EN 1995-1-1:2004 + A1:2008, equation (8.40a)

Remark: $F_{ax,Rk} = F_{ax,\alpha,Rk}$ with $\alpha = 90^\circ$

$F_{v,Rk}$ according to EN 1995-1-1:2004 + A1:2008, clause 8.2.3

k_{mod} according to EN 1995-1-1:2004 + A1:2008, Table 3.1

$M_{y,Rk}$ in equation (8.9) of EN 1995-1-1:2004 + A1:2008 and $f_{ax,k}$ in equation (8.40a) of EN 1995-1-1:2004 + A1:2008 are given in the Annexes of this ETA.

The characteristic values for pullout and bearing resistance (timber substructure) calculated according to EN 1995-1-1:2004 + A1:2008 are compared with the characteristic values for component I (pull over and bearing resistance) stated in the right column of the table in the appropriate Annexes. The lower value is used for further calculations.

4.2.3 Special application for perforated sheets

For the fastening of perforated sheets according to Annexes 2, 3, 4 and 5 the characteristic values given in these annexes apply.

4.3 Installation

The installation is only carried out according to the manufacturer's instructions. The manufacturer hands over the assembly instructions to the assembler.

It is guaranteed by the execution that no bimetallic corrosion will occur.

For regular shear forces the components I and II are directly connected to each other so that the fastening screws do not get additional bending. The use of compression resistant thermal insulation strips up to a thickness of 3 mm is allowed.

The fastening screws are fixed rectangular to the surface of the components to guarantee a correct load bearing and if necessary rain-proof connection.

Fastening screws for steel substructures are screwed in with the cylindrical part of the thread at least 6 mm if the substructure has a thickness over 6 mm unless otherwise declared in the manufacturer's instruction. Welded drill points are not taken into account for the screw-in length.

The conformity of the installed fasteners with the provisions of the ETA is attested by the executing company.

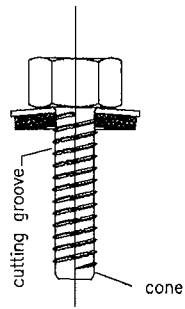
5 Indications to the manufacturer

It is in the responsibility of the manufacturer to ensure that the information on the specific conditions according to 1, 2, 4.2 and 4.3 (including Annexes referred to) is given to those who are concerned. This information may be given by reproduction of the respective parts of the European technical approval.

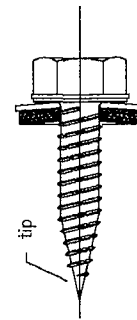
In addition all installation data (predrill diameter, torque moment, application limits) shall be shown clearly on the package and/or on an enclosed instruction sheet, preferably using illustration(s).

Georg Feistel
Head of Department

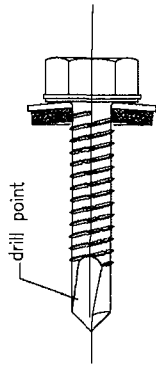
beglaubigt:
Ulbrich



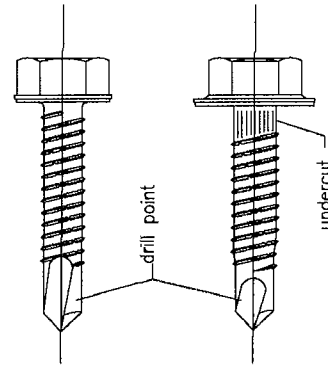
self tapping screw
with sealing washer



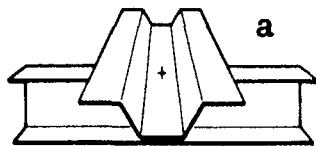
self tapping screw
with sealing washer



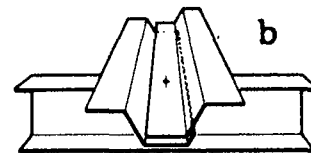
self-drilling screw
with sealing washer



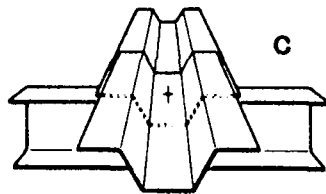
self-drilling screw
with integrated washer



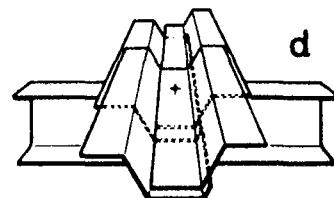
Single connection



Side lap connection



End overlap connection



Side lap + end overlap connection

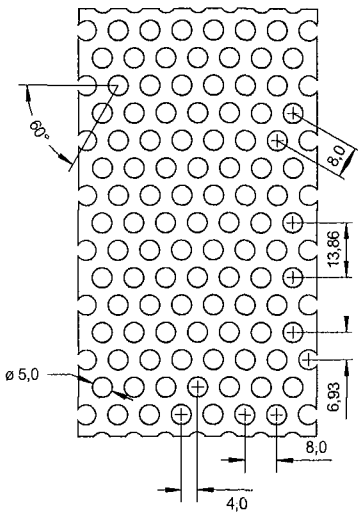
Screws

Examples for screws
Types of connection

Annex 1

of European Technical Approval

ETA-10/0182



Hole pattern I

Type of Fastener
 self tapping screw $\varnothing 6,3$ mm and $\varnothing 6,5$ mm and
 self drilling screw from $\varnothing 5,5$ mm to $\varnothing 6,3$ mm

Materials
Fastener: stainless steel - EN 10088 or similar
Washer: stainless steel - EN 10088
 EPDM sealing washer

Component I: S280GD, S320GD or S350GD - EN 10346
Component II: at least S235 - EN 10025-1 or
 at least S280GD - EN 10346 or
 structural timber at least strength grade C24

sheet / \varnothing washer	perforated sheets made of S280GD with $R_{m,min} = 360$ N/mm ²				perforated sheets made of S320GD with $R_{m,min} = 390$ N/mm ²				perforated sheets made of S350GD with $R_{m,min} = 420$ N/mm ²				
	16 mm	19 mm	22 mm	25 mm	16 mm	19 mm	22 mm	25 mm	16 mm	19 mm	22 mm	25 mm	
$M_{t,nom}$	5 Nm												
$V_{R,k}$ [kN] for $t_{N,I}$ [mm]	0,50	—	—	—	—	—	—	—	—	—	—	—	—
	0,55	—	—	—	—	—	—	—	—	—	—	—	—
	0,63	—	—	—	—	—	—	—	—	—	—	—	—
	0,75	2,16	2,22	2,24	2,38	2,34	2,40	2,44	2,58	2,54	2,60	2,62	2,78
	0,88	2,56	2,64	2,64	2,78	2,78	2,86	2,86	3,02	3,00	3,10	3,10	3,26
	1,00	2,92	3,04	3,02	3,16	3,16	3,30	3,26	3,42	3,42	3,56	3,52	3,68
	1,13	3,32	3,48	3,42	3,56	3,60	3,76	3,70	3,86	3,88	4,10	4,00	4,16
	1,25	3,70	3,88	3,80	3,94	4,00	4,20	4,10	4,26	4,32	4,54	4,42	4,60
	1,50	4,46	4,74	4,56	4,72	4,84	5,12	4,96	5,10	5,22	5,54	5,34	5,50
$N_{R,k}$ [kN] for $t_{N,I}$ [mm]	0,50	—	—	—	—	—	—	—	—	—	—	—	—
	0,55	—	—	—	—	—	—	—	—	—	—	—	—
	0,63	—	—	—	—	—	—	—	—	—	—	—	—
	0,75	1,40	1,94	2,14	2,22	1,52	2,08	3,32	2,42	1,64	2,26	2,50	2,60
	0,88	1,82	2,34	2,62	2,70	1,96	2,54	2,82	2,92	2,12	2,74	3,04	3,14
	1,00	2,24	2,74	3,06	3,14	2,44	2,96	3,32	3,42	2,62	3,20	3,58	3,68
	1,13	2,74	3,18	3,58	3,64	2,98	3,44	3,88	3,96	3,20	3,70	4,18	4,26
	1,25	3,24	3,58	4,08	4,12	3,52	3,88	4,40	4,46	3,78	4,18	4,76	4,80
	1,50	4,36	4,46	5,12	5,12	4,74	4,84	5,56	5,56	5,10	5,22	5,98	5,98

The thickness of the perforated sheets which are exposed to wind loads shall be at least 1,00 mm.

For intermediate values of the washer diameter the characteristic values for the washer with the smaller diameter shall be used.

Fastening of perforated sheets

Annex 2

of European technical approval

ETA-10/0182

Hole pattern II

Type of Fastener self tapping screw ø6,3 mm and ø6,5 mm and
 self drilling screw from ø5,5 mm to ø6,3 mm

Materials

Fastener: stainless steel - EN 10088 or similiar

Washer: stainless steel - EN 10088
 EPDM sealing washer

Component I: S280GD - EN 10346

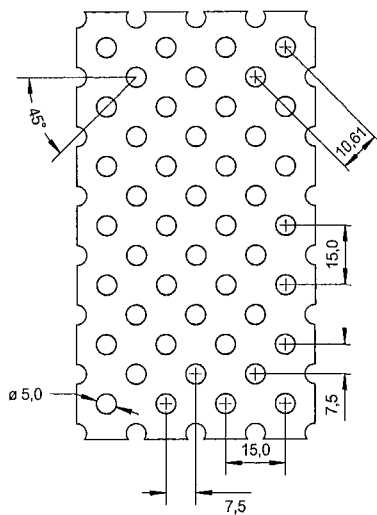
Component II: at least S235 - EN 10025-1 or
 at least S280GD - EN 10346 or
 structural timber at least strength grade C24

screw / Ø washer	self drilling screws ø5,5 mm and ø6,0 mm				self tapping screws and self drilling screws ø6,3 mm and ø6,5 mm			
	16 mm	19 mm	22 mm	25 mm	16 mm	19 mm	22 mm	25 mm
$M_{t,nom}$	5 Nm							
$V_{R,k}$ [kN] for $t_{N,I}$ [mm]	—	—	—	—	—	—	—	—
0,50	—	—	—	—	—	—	—	—
0,55	—	—	—	—	—	—	—	—
0,63	—	—	—	—	—	—	—	—
0,75	2,48	2,52	2,84	2,76	2,38	2,64	3,16	3,24
0,88	3,04	3,12	3,42	3,32	3,02	3,28	3,78	3,88
1,00	3,56	3,70	3,84	3,84	3,64	3,96	4,36	4,50
1,13	4,14	4,26	4,40	4,40	4,36	4,70	5,00	5,18
1,25	4,68	4,84	4,92	4,94	5,06	5,40	5,60	5,84
1,50	5,76	6,04	5,90	6,10	6,62	6,94	6,88	7,16
$N_{R,k}$ [kN] for $t_{N,I}$ [mm]	—	—	—	—	—	—	—	—
0,50	—	—	—	—	—	—	—	—
0,55	—	—	—	—	—	—	—	—
0,63	—	—	—	—	—	—	—	—
0,75	2,88	3,16	3,24	3,14	2,86	3,46	3,72	3,92
0,88	3,42	3,72	3,76	3,70	3,40	4,02	4,30	4,46
1,00	3,92	4,28	4,28	4,20	3,90	4,56	4,82	4,96
1,13	4,46	4,86	4,88	4,72	4,44	5,12	5,38	5,48
1,25	4,96	5,42	5,42	5,26	4,94	5,66	5,88	5,94
1,50	6,04	6,60	6,60	6,38	6,00	6,74	6,92	6,90

The thickness of the perforated sheets which are exposed to wind loads shall be at least 1,00 mm.

For intermediate values of the washer diameter the characteristic values for the washer with the smaller diameter shall be used.

Fastening of perforated sheets	<p>Annex 3</p> <p>of European technical approval</p> <p>ETA-10/0182</p>
--------------------------------	---



Hole pattern II

Type of Fastener

self tapping screw $\varnothing 6,3$ mm and $\varnothing 6,5$ mm and
 self drilling screw from $\varnothing 5,5$ mm to $\varnothing 6,3$ mm

Materials

Fastener: stainless steel - EN 10088 or similiar
 Washer: stainless steel - EN 10088
 EPDM sealing washer

Component I: S320GD - EN 10346

Component II: at least S235 - EN 10025-1 or
 at least S280GD - EN 10346 or
 structural timber at least strength grade C24

screw / \varnothing washer	self drilling screws $\varnothing 5,5$ mm and $\varnothing 6,0$ mm				self tapping screws and self drilling screws $\varnothing 6,3$ mm and $\varnothing 6,5$ mm			
	16 mm	19 mm	22 mm	25 mm	16 mm	19 mm	22 mm	25 mm
$M_{t,nom}$	5 Nm							
$V_{R,k}$ [kN] for $t_{N,I}$ [mm]	—	—	—	—	—	—	—	—
0,50	—	—	—	—	—	—	—	—
0,55	—	—	—	—	—	—	—	—
0,63	—	—	—	—	—	—	—	—
0,75	2,68	2,74	3,08	3,00	2,68	2,88	3,42	3,50
0,88	3,30	3,38	3,70	3,60	3,36	3,60	4,10	4,22
1,00	3,86	4,00	4,16	4,16	4,02	4,30	4,72	4,88
1,13	4,48	4,62	4,76	4,76	4,76	5,08	5,42	5,60
1,25	5,06	5,24	5,32	5,36	5,50	5,84	6,08	6,30
1,50	6,24	6,54	6,40	6,60	7,10	7,52	7,46	7,76
$N_{R,k}$ [kN] for $t_{N,I}$ [mm]	—	—	—	—	—	—	—	—
0,50	—	—	—	—	—	—	—	—
0,55	—	—	—	—	—	—	—	—
0,63	—	—	—	—	—	—	—	—
0,75	3,12	3,42	3,50	3,40	3,12	3,68	4,06	4,26
0,88	3,70	4,04	4,08	4,00	3,70	4,32	4,68	4,86
1,00	4,24	4,64	4,64	4,54	4,24	4,92	5,24	5,40
1,13	4,84	5,26	5,28	5,12	4,84	5,54	5,86	5,96
1,25	5,38	5,88	5,88	5,70	5,38	6,14	6,40	6,48
1,50	6,54	7,16	7,16	6,92	6,54	7,38	7,54	7,52

The thickness of the perforated sheets which are exposed to wind loads shall be at least 1,00 mm.

For intermediate values of the washer diameter the characteristic values for the washer with the smaller diameter shall be used.

Fastening of perforated sheets

Annex 4

of European technical approval

ETA-10/0182

Hole pattern II

Type of Fastener
 self tapping screw $\varnothing 6,3$ mm and $\varnothing 6,5$ mm and
 self drilling screw from $\varnothing 5,5$ mm to $\varnothing 6,3$ mm

Materials
 Fastener: stainless steel - EN 10088 or similiar
 Washer: stainless steel - EN 10088
 EPDM sealing washer

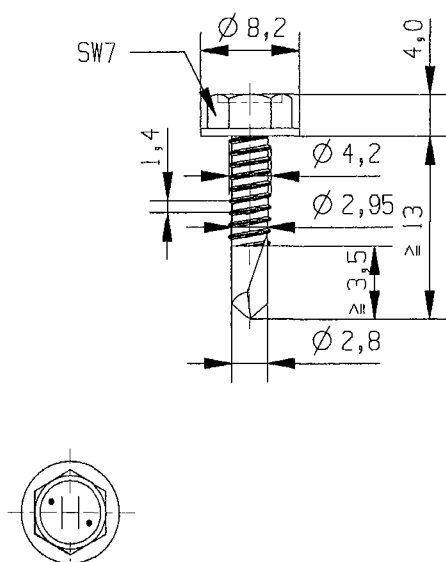
Component I: S350GD - EN 10346
Component II: at least S235 - EN 10025-1 or
 at least S280GD - EN 10346 or
 structural timber at least strength grade C24

screw / \varnothing washer	self drilling screws $\varnothing 5,5$ mm and $\varnothing 6,0$ mm				self tapping screws and self drilling screws $\varnothing 6,3$ mm and $\varnothing 6,5$ mm			
	16 mm	19 mm	22 mm	25 mm	16 mm	19 mm	22 mm	25 mm
$M_{t,nom}$	5 Nm							
$V_{R,k}$ [kN] for $t_{N,I}$ [mm]	—	—	—	—	—	—	—	—
0,50	—	—	—	—	—	—	—	—
0,55	—	—	—	—	—	—	—	—
0,63	—	—	—	—	—	—	—	—
0,75	2,88	2,92	3,30	3,20	2,98	3,20	3,72	3,92
0,88	3,54	3,62	3,96	3,86	3,62	3,88	4,42	4,54
1,00	4,14	4,28	4,46	4,46	4,24	4,52	5,08	5,12
1,13	4,80	4,94	5,10	5,10	4,92	5,24	5,78	5,74
1,25	5,44	5,62	5,70	5,72	5,56	5,92	6,46	6,32
1,50	6,24	6,54	6,40	7,02	6,94	7,36	7,86	7,48
$N_{R,k}$ [kN] for $t_{N,I}$ [mm]	—	—	—	—	—	—	—	—
0,50	—	—	—	—	—	—	—	—
0,55	—	—	—	—	—	—	—	—
0,63	—	—	—	—	—	—	—	—
0,75	3,34	3,66	3,76	3,64	3,52	4,16	4,52	4,64
0,88	3,96	4,36	4,38	4,28	3,98	4,74	5,04	5,24
1,00	4,54	4,98	4,96	4,86	4,40	5,24	5,50	5,76
1,13	5,16	5,64	5,64	5,48	4,86	5,76	5,96	6,32
1,25	5,80	6,28	6,28	6,14	5,38	6,24	6,40	6,80
1,50	6,54	7,16	7,16	7,46	6,54	7,38	7,54	7,80

The thickness of the perforated sheets which are exposed to wind loads shall be at least 1,00 mm.

For intermediate values of the washer diameter the characteristic values for the washer with the smaller diameter shall be used.

Fastening of perforated sheets	Annex 5 of European technical approval ETA-10/0182
--------------------------------	--



Materials
 Fastener: carbon steel
 case hardened and galvanized
 Washer: none
 Component I: S280GD or S320GD - EN 10346
 Component II: S235 - EN 10025-1
 S280GD or S320GD - EN 10346

Drilling capacity $\Sigma t_i \leq 2,50$ mm

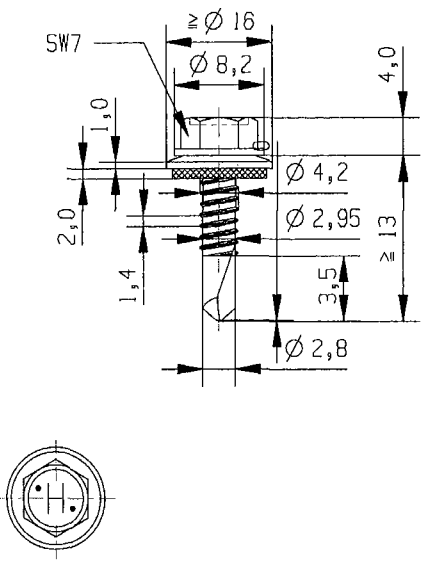
Timber substructures
 no performance determined

$t_{N,II}$ [mm]	0,63	0,75	0,88	1,00	1,13	1,25	1,50	2,00		
$M_{t,nom}$	$\Sigma t \leq 1,25$ mm: 2 Nm							$\Sigma t > 1,25$ mm: 4 Nm		—
$V_{R,k}$ [kN] for $t_{N,I}$ [mm]	0,50	—	—	—	—	—	—	—		
	0,55	—	—	—	—	—	—	—		
	0,63	1,50	2,00	2,50	2,60	2,60 ac	2,60 ac	2,60 a		
	0,75	1,70	2,10	2,60	3,00	3,60	4,00	4,00		
	0,88	1,80	2,20	2,80	3,30	4,00	4,50	4,50		
	1,00	1,90	2,40	3,00	3,60	4,30	5,00	5,00		
	1,13	1,90	2,40	3,00	3,60	4,30	5,00	—		
	1,25	1,90	2,40	3,00	3,60	4,30	5,00	—		
	1,50	1,90	2,40	3,00	3,60	—	—	—		
	1,75	—	—	—	—	—	—	—		
	2,00	—	—	—	—	—	—	—		
$N_{R,k}$ [kN] for $t_{N,I}$ [mm]	0,50	—	—	—	—	—	—	—		
	0,55	—	—	—	—	—	—	—		
	0,63	0,90	1,20	1,40	1,40	1,40 ac	1,40 ac	1,40 a		
	0,75	0,90	1,20	1,40	1,70	1,90	2,00	2,00		
	0,88	0,90	1,20	1,40	1,70	1,90	2,20	2,70		
	1,00	0,90	1,20	1,40	1,70	1,90	2,20	2,80		
	1,13	0,90	1,20	1,40	1,70	1,90	2,20	—		
	1,25	0,90	1,20	1,40	1,70	1,90	2,20	—		
	1,50	0,90	1,20	1,40	1,70	—	—	—		
	1,75	—	—	—	—	—	—	—		
	2,00	—	—	—	—	—	—	—		

Self drilling screw

S-MD 01 Z 4,2 x L
 with hexagon head

Annex 6
 of European technical approval
ETA-10/0182



Materials

Fastener: carbon steel
 case hardened and galvanized

Washer: carbon steel, galvanized
 stainless Steel (1.4301) - EN 10088

Component I: S280GD or S320GD - EN 10346
 Component II: S235 - EN 10025-1
 S280GD or S320GD - EN 10346

Drilling capacity $\Sigma t_i \leq 2,50 \text{ mm}$

Timber substructures
 no performance determined

$t_{N,II}$ [mm]	0,63	0,75	0,88	1,00	1,13	1,25	1,50	2,00	
$M_{t,nom}$	$\Sigma t \leq 1,25 \text{ mm}: 2 \text{ Nm}$						$\Sigma t > 1,25 \text{ mm}: 4 \text{ Nm}$		—
$V_{R,k}$ [kN] for $t_{N,I}$ [mm]	0,50	—	—	—	—	—	—	—	
	0,55	—	—	—	—	—	—	—	
	0,63	1,40	1,80	2,40	3,00	3,10 ac	3,10 ac	3,10 a	
	0,75	1,40	1,80	2,40	3,00	3,60	3,60 a	3,60 a	
	0,88	1,40	1,80	2,40	3,00	3,70	4,00	4,00	
	1,00	1,40	1,80	2,40	3,00	3,70	4,40	4,40	
	1,13	1,40	1,80	2,40	3,00	3,70	4,40	—	
	1,25	1,40	1,80	2,40	3,00	3,70	4,40	—	
	1,50	1,40	1,80	2,40	3,00	—	—	—	
	1,75	—	—	—	—	—	—	—	
	2,00	—	—	—	—	—	—	—	
$N_{R,k}$ [kN] for $t_{N,I}$ [mm]	0,50	0,49	0,65	0,76	0,92	1,03 ac	1,19 ac	1,40 a	
	0,55	0,61	0,82	0,95	1,16	1,30 ac	1,50 ac	1,77 a	
	0,63	0,90	1,20	1,40	1,70	1,90 ac	2,20 ac	2,60 a	
	0,75	0,90	1,20	1,40	1,70	1,90	2,20 a	2,80 a	
	0,88	0,90	1,20	1,40	1,70	1,90	2,20	2,80	
	1,00	0,90	1,20	1,40	1,70	1,90	2,20	2,80	
	1,13	0,90	1,20	1,40	1,70	1,90	2,20	—	
	1,25	0,90	1,20	1,40	1,70	1,90	2,20	—	
	1,50	0,90	1,20	1,40	1,70	—	—	—	
	1,75	—	—	—	—	—	—	—	
	2,00	—	—	—	—	—	—	—	

Self drilling screw

S-MD 51 Z 4,2 x L
 with hexagon head and sealing washer $\geq \text{Ø}16 \text{ mm}$

Annex 7

of European technical approval

ETA-10/0182

Materials

Fastener: carbon steel
 case hardened and galvanized

Washer: carbon steel, galvanized
 stainless Steel (1.4301) - EN 10088

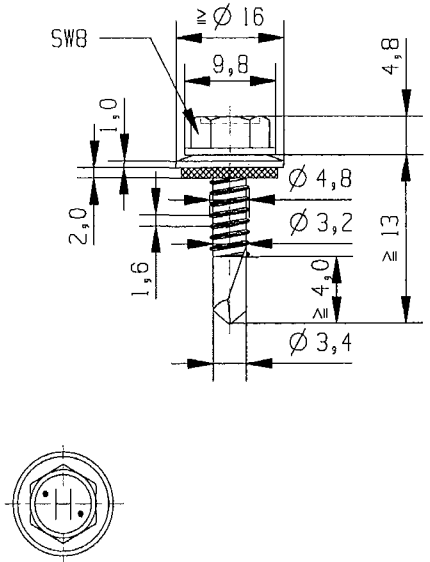
Component I: S280GD or S320GD - EN 10346
 Component II: S235 - EN 10025-1
 S280GD or S320GD - EN 10346

Drilling capacity $\Sigma t_i \leq 2,75$ mm

Timber substructures
 no performance determined

$t_{N,II}$ [mm]	0,63	0,75	0,88	1,00	1,13	1,25	1,50	2,00		
$M_{t,nom}$	$\Sigma t \leq 1,25$ mm: 2 Nm				$\Sigma t > 1,25$ mm: 5 Nm					
$V_{R,k}$ [kN] for $t_{N,I}$ [mm]	0,50	0,55	0,63	0,75	0,88	1,00	1,13	1,25	1,50	2,00
	—	—	—	—	—	—	—	—	—	—
	—	—	—	—	—	—	—	—	—	—
	1,40	1,80	2,10	2,40	2,70	3,00	3,60	3,60	3,60	3,60
	—	—	—	—	—	—	—	—	—	—
	1,40	1,90	2,30	2,70	3,10	3,50	4,40	4,40	4,40	4,40
	—	—	—	—	—	—	—	—	—	—
	1,40	1,90	2,40	2,90	3,30	3,90	5,10	—	—	—
	—	—	—	—	—	—	—	—	—	—
	1,40	1,90	2,40	3,00	3,60	4,30	5,80	—	—	—
	—	—	—	—	—	—	—	—	—	—
	1,40	1,90	2,40	3,00	3,60	4,30	5,80	—	—	—
	—	—	—	—	—	—	—	—	—	—
	1,40	2,00	2,70	3,50	4,40	5,40	—	—	—	—
	—	—	—	—	—	—	—	—	—	—
	—	—	—	—	—	—	—	—	—	—
$N_{R,k}$ [kN] for $t_{N,I}$ [mm]	0,50	0,55	0,63	0,75	0,88	1,00	1,13	1,25	1,50	2,00
	—	—	—	—	—	—	—	—	—	—
	—	—	—	—	—	—	—	—	—	—
	0,80	1,00	1,30	1,40	1,40	1,40	1,40	1,40	1,40	1,40
	—	—	—	—	—	—	—	—	—	—
	0,80	1,00	1,30	1,50	1,80	2,00	2,00	2,00	2,00	2,00
	—	—	—	—	—	—	—	—	—	—
	0,80	1,00	1,30	1,50	1,80	2,10	2,70	—	—	—
	—	—	—	—	—	—	—	—	—	—
	0,80	1,00	1,30	1,50	1,80	2,10	2,70	—	—	—
	—	—	—	—	—	—	—	—	—	—
	0,80	1,00	1,30	1,50	1,80	2,10	2,70	—	—	—
	—	—	—	—	—	—	—	—	—	—
	0,80	1,00	1,30	1,50	1,80	2,10	2,70	—	—	—
	—	—	—	—	—	—	—	—	—	—
	—	—	—	—	—	—	—	—	—	—
	—	—	—	—	—	—	—	—	—	—

Self drilling screw	Annex 8 of European technical approval ETA-10/0182
S-MD 01 Z 4,8 x L with hexagon head	



Materials
 Fastener: carbon steel
 case hardened and galvanized
 Washer: carbon steel, galvanized
 stainless Steel (1.4301) - EN 10088
 Component I: S280GD or S320GD - EN 10346
 Component II: S235 - EN 10025-1
 S280GD or S320GD - EN 10346

Drilling capacity $\Sigma t_i \leq 2,75$ mm

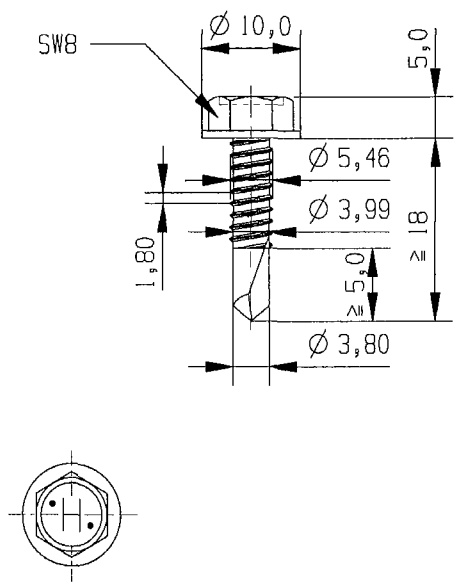
Timber substructures
 no performance determined

$t_{N,II}$ [mm]	0,63	0,75	0,88	1,00	1,13	1,25	1,50	2,00		
$M_{t,nom}$	$\Sigma t \leq 1,25$ mm: 2 Nm				$\Sigma t > 1,25$ mm: 5 Nm					
$V_{R,K}$ [kN] for $t_{N,I}$ [mm]	0,50	0,55	0,63	0,75	0,88	1,00	1,13	1,25	1,50	2,00
	—	—	—	—	—	—	—	—	—	—
	1,30	1,80	2,30	2,90	2,90	ac	2,90	ac	2,90	ac
	1,30	1,80	2,30	2,90	3,51	—	3,70	ac	3,70	ac
	1,30	1,80	2,30	2,90	3,51	—	4,10	—	4,80	a
	1,30	1,80	2,30	2,90	3,51	—	4,10	—	5,60	—
	1,30	1,80	2,30	2,90	3,51	—	4,10	—	5,60	—
	1,30	1,90	2,70	3,60	4,70	—	5,90	—	—	—
	—	—	—	—	—	—	—	—	—	—
	—	—	—	—	—	—	—	—	—	—
$N_{R,K}$ [kN] for $t_{N,I}$ [mm]	0,50	0,55	0,63	0,75	0,88	1,00	1,13	1,25	1,50	2,00
	0,43	0,54	0,70	0,81	0,97	ac	1,13	ac	1,40	ac
	0,55	0,68	0,89	1,02	1,23	ac	1,43	ac	1,77	ac
	0,80	1,00	1,30	1,50	1,80	ac	2,10	ac	2,60	ac
	0,80	1,00	1,30	1,50	1,80	—	2,10	ac	2,70	ac
	0,80	1,00	1,30	1,50	1,80	—	2,10	—	2,70	a
	0,80	1,00	1,30	1,50	1,80	—	2,10	—	2,70	—
	0,80	1,00	1,30	1,50	1,80	—	2,10	—	2,70	—
	0,80	1,00	1,30	1,50	1,80	—	2,10	—	2,70	—
	0,80	1,00	1,30	1,50	1,80	—	2,10	—	2,70	—
	—	—	—	—	—	—	—	—	—	—
	—	—	—	—	—	—	—	—	—	—

Self drilling screw

S-MD 51 Z 4,8 x L
 with hexagon head and sealing washer $\geq \varnothing 16$ mm

Annex 9
 of European technical approval
ETA-10/0182



Materials

Fastener: carbon steel
 case hardened and galvanized

Washer: none

Component I: S280GD or S320GD - EN 10346

Component II: S235 - EN 10025-1
 S280GD or S320GD - EN 10346

Drilling capacity $\Sigma t_i \leq 3,00$ mm

Timber substrates
 no performance determined

$t_{N,II}$ [mm]	0,63	0,75	0,88	1,00	1,13	1,25	1,50	2,00		
$M_{t,nom}$	$\Sigma t \leq 1,25$ mm: 3 Nm				$\Sigma t > 1,25$ mm: 6 Nm					
$V_{R,k}$ [kN] for $t_{N,I}$ [mm]	0,50	0,55	0,63	0,75	0,88	1,00	1,13	1,25	1,50	2,00
	—	—	—	—	—	—	—	—	—	—
	—	—	—	—	—	—	—	—	—	—
	1,50	1,80	2,00	2,10	2,30	2,40	2,60	2,60	ac	2,60
	1,60	2,00	2,50	2,90	3,40	3,80	3,80	ac	3,80	a
	1,70	2,10	2,60	3,00	3,50	4,00	4,50	—	5,10	—
	1,90	2,30	2,80	3,20	3,70	4,20	5,20	—	5,20	—
	2,70	3,10	3,60	3,90	4,40	5,10	5,90	—	—	—
	3,50	3,90	4,30	4,60	5,00	6,00	6,60	—	—	—
	3,50	3,90	4,30	4,60	5,60	6,00	6,60	—	—	—
	3,50	3,90	4,30	4,60	—	—	—	—	—	—
	3,50	3,90	4,30	4,60	—	—	—	—	—	—
$N_{R,k}$ [kN] for $t_{N,I}$ [mm]	0,50	0,55	0,63	0,75	0,88	1,00	1,13	1,25	1,50	2,00
	—	—	—	—	—	—	—	—	—	—
	—	—	—	—	—	—	—	—	—	—
	0,90	1,20	1,50	1,70	1,70	1,70	1,70	ac	1,70	ac
	0,90	1,20	1,50	1,80	2,10	2,30	2,30	ac	2,30	a
	0,90	1,20	1,50	1,80	2,10	2,40	2,90	—	2,90	—
	0,90	1,20	1,50	1,80	2,10	2,40	3,10	—	3,50	—
	0,90	1,20	1,50	1,80	2,10	2,40	3,10	—	—	—
	0,90	1,20	1,50	1,80	2,10	2,40	3,10	—	—	—
	0,90	1,20	1,50	1,80	2,10	2,40	3,10	—	—	—
	0,90	1,20	1,50	1,80	—	—	—	—	—	—
	0,90	1,20	1,50	1,80	—	—	—	—	—	—

Self drilling screw

S-MD 01 Z 5,5 x L
 with hexagon head

Annex 10

of European technical approval

ETA-10/0182

Materials

Fastener: carbon steel
 case hardened and galvanized

Washer: carbon steel, galvanized
 stainless Steel (1.4301) - EN 10088

Component I: S280GD or S320GD - EN 10346
 Component II: S235 - EN 10025-1
 S280GD or S320GD - EN 10346

Drilling capacity $\Sigma t_i \leq 3,00$ mm

Timber substructures
 no performance determined

$t_{N,II}$ [mm]	0,63	0,75	0,88	1,00	1,13	1,25	1,50	2,00		
$M_{t,nom}$	$\Sigma t \leq 1,25$ mm: 3 Nm				$\Sigma t > 1,25$ mm: 6 Nm					
$V_{R,k}$ [kN] for $t_{N,I}$ [mm]	0,50	0,55	0,63	0,75	0,88	1,00	1,13	1,25	1,50	2,00
	—	—	—	—	—	—	—	—	—	—
	1,30	1,70	2,30	2,90	3,20	3,20	3,20	3,20	3,20	3,20
	—	—	—	—	—	—	—	—	—	—
	1,30	1,70	2,30	2,90	3,60	4,00	4,00	4,00	4,00	4,00
	—	—	—	—	—	—	—	—	—	—
	1,30	1,70	2,30	2,90	3,60	4,20	4,80	4,80	4,80	4,80
	—	—	—	—	—	—	—	—	—	—
	1,30	1,70	2,30	2,90	3,60	4,20	5,60	5,60	5,60	5,60
	—	—	—	—	—	—	—	—	—	—
	1,60	2,00	2,60	3,20	3,80	4,40	5,80	—	—	—
	—	—	—	—	—	—	—	—	—	—
	1,60	2,00	2,60	3,50	4,10	4,70	6,00	—	—	—
	—	—	—	—	—	—	—	—	—	—
	1,60	2,00	2,60	4,60	5,10	5,50	6,50	—	—	—
	—	—	—	—	—	—	—	—	—	—
	1,60	2,00	2,60	4,60	—	—	—	—	—	—
	—	—	—	—	—	—	—	—	—	—
	1,60	2,00	2,60	4,60	—	—	—	—	—	—
	—	—	—	—	—	—	—	—	—	—
$N_{R,k}$ [kN] for $t_{N,I}$ [mm]	0,50	0,55	0,63	0,75	0,88	1,00	1,13	1,25	1,50	2,00
	0,49	0,61	0,90	0,90	0,90	0,90	0,90	0,90	0,90	0,90
	—	—	—	—	—	—	—	—	—	—
	0,65	0,82	1,20	1,20	1,20	1,20	1,20	1,20	1,20	1,20
	—	—	—	—	—	—	—	—	—	—
	0,81	1,02	1,50	1,50	1,50	1,50	1,50	1,50	1,50	1,50
	—	—	—	—	—	—	—	—	—	—
	0,97	1,23	1,80	1,80	1,80	1,80	1,80	1,80	1,80	1,80
	—	—	—	—	—	—	—	—	—	—
	1,13	1,43	2,10	2,10	2,10	2,10	2,10	2,10	2,10	2,10
	—	—	—	—	—	—	—	—	—	—
	1,30	1,64	2,40	2,40	2,40	2,40	2,40	2,40	2,40	2,40
	ac	ac	ac	ac	ac	ac	ac	ac	ac	ac
	1,67	2,11	3,10	3,10	3,10	3,10	3,10	3,10	3,10	3,10
	ac	ac	ac	ac	ac	ac	ac	ac	ac	ac
	1,73	2,18	3,20	3,90	4,70	4,70	—	—	—	—
	ac	ac	ac	a	a	a	—	—	—	—

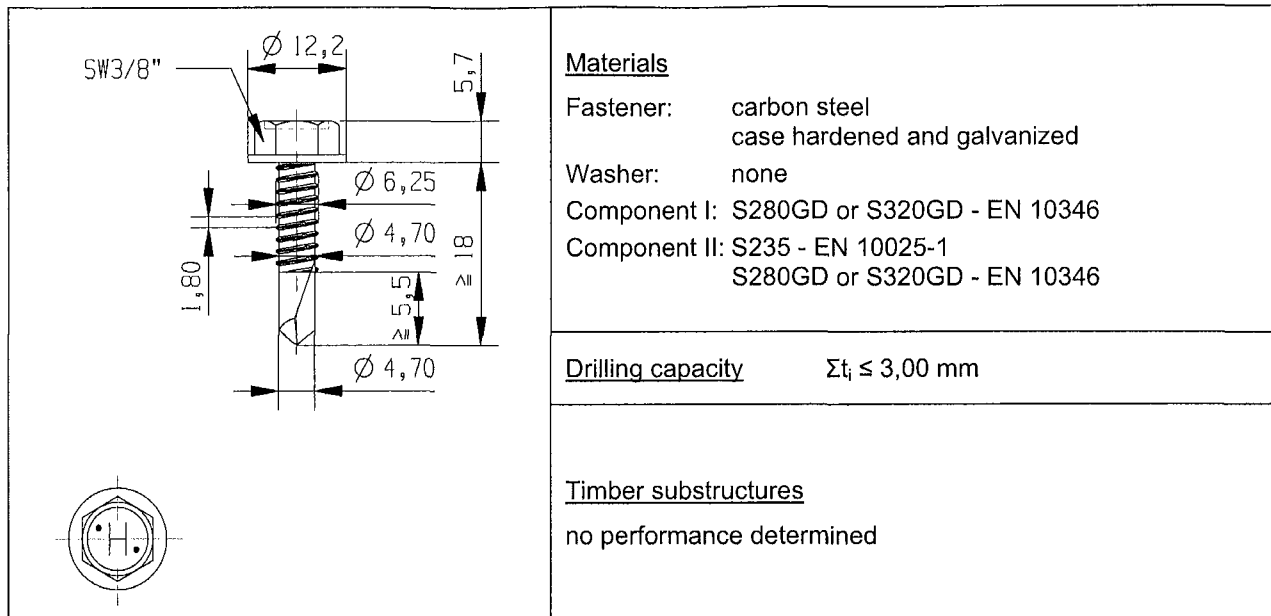
Self drilling screw

S-MD 51 Z 5,5 x L
 with hexagon head and sealing washer $\geq \varnothing 16$ mm

Annex 11

of European technical approval

ETA-10/0182



$t_{N,II}$ [mm]	0,63	0,75	0,88	1,00	1,13	1,25	1,50	2,00	
$M_{t,nom}$	$\Sigma t \leq 1,25$ mm: 4 Nm				$\Sigma t > 1,25$ mm: 8 Nm				
$V_{R,k}$ [kN] for $t_{N,I}$ [mm]	0,50	—	—	—	—	—	—	—	
	0,55	—	—	—	—	—	—	—	
	0,63	1,50	2,00	2,50	2,90	3,50	3,70 ac	3,70 ac	
	0,75	1,90	2,30	2,80	3,30	3,80	4,30	4,80 ac	
	0,88	2,00	2,40	2,90	3,30	3,80	4,30	5,10	
	1,00	2,10	2,50	3,00	3,40	3,90	4,40	5,40	
	1,13	2,10	2,50	3,10	3,60	4,20	4,80	6,00	
	1,25	2,10	2,60	3,30	3,90	4,60	5,20	6,70	
	1,50	2,10	2,60	3,30	3,90	4,60	5,20	6,70	
	1,75	2,10	2,60	3,30	3,90	—	—	—	
2,00	2,10	2,60	3,30	3,90	—	—	—		
$N_{R,k}$ [kN] for $t_{N,I}$ [mm]	0,50	—	—	—	—	—	—	—	
	0,55	—	—	—	—	—	—	—	
	0,63	0,90	1,20	1,50	1,80	1,90	1,90 ac	1,90 ac	
	0,75	0,90	1,20	1,50	1,80	2,10	2,40	2,40 ac	
	0,88	0,90	1,20	1,50	1,80	2,10	2,40	3,10	
	1,00	0,90	1,20	1,50	1,80	2,10	2,40	3,10	
	1,13	0,90	1,20	1,50	1,80	2,10	2,40	3,10	
	1,25	0,90	1,20	1,50	1,80	2,10	2,40	3,10	
	1,50	0,90	1,20	1,50	1,80	2,10	2,40	3,10	
	1,75	0,90	1,20	1,50	1,80	—	—	—	
2,00	0,90	1,20	1,50	1,80	—	—	—		

Self drilling screw

S-MD 01 Z 6,3 x L
 with hexagon head

Annex 12
 of European technical approval
ETA-10/0182

Materials

Fastener: carbon steel
 case hardened and galvanized

Washer: carbon steel, galvanized
 stainless Steel (1.4301) - EN 10088

Component I: S280GD or S320GD - EN 10346
 Component II: S235 - EN 10025-1
 S280GD or S320GD - EN 10346

Drilling capacity $\Sigma t_i \leq 3,00$ mm

Timber substructures
 no performance determined

$t_{N,II}$ [mm]	0,63	0,75	0,88	1,00	1,13	1,25	1,50	2,00		
$M_{t,nom}$	$\Sigma t \leq 1,25$ mm: 4 Nm				$\Sigma t > 1,25$ mm: 8 Nm					
$V_{R,k}$ [kN] for $t_{N,I}$ [mm]	0,50	0,55	0,63	0,75	0,88	1,00	1,13	1,25	1,50	2,00
	—	—	—	—	—	—	—	—	—	—
	1,60	2,10	2,70	3,30	3,30	3,30	3,30	3,30	3,30	3,30
	—	—	—	—	—	ac	ac	ac	ac	ac
	1,60	2,10	2,70	3,30	4,10	4,20	4,20	4,20	4,20	4,20
	—	—	—	—	—	—	—	—	—	—
	1,70	2,20	2,80	3,40	4,10	4,40	5,20	5,20	5,20	5,20
	—	—	—	—	—	—	—	—	—	—
	1,80	2,40	3,00	3,50	4,10	4,60	5,80	6,30	6,30	6,30
	—	—	—	—	—	—	—	—	—	—
	1,80	2,40	3,00	3,50	4,20	4,80	6,20	—	—	—
	—	—	—	—	—	—	—	—	—	—
	1,80	2,40	3,00	3,60	4,20	5,00	6,50	—	—	—
	—	—	—	—	—	—	—	—	—	—
	2,00	2,60	3,30	4,00	4,80	5,50	7,20	—	—	—
	—	—	—	—	—	—	—	—	—	—
	2,00	2,60	3,30	4,00	—	—	—	—	—	—
	—	—	—	—	—	—	—	—	—	—
$N_{R,k}$ [kN] for $t_{N,I}$ [mm]	0,50	0,55	0,63	0,75	0,88	1,00	1,13	1,25	1,50	2,00
	0,49	0,61	0,90	0,90	0,90	0,90	0,90	0,90	0,90	0,90
	—	—	—	—	—	—	—	—	—	—
	0,65	0,82	1,20	1,20	1,20	1,20	1,20	1,20	1,20	1,20
	—	—	—	—	—	—	—	—	—	—
	0,81	1,02	1,50	1,50	1,50	1,50	1,50	1,50	1,50	1,50
	—	—	—	—	—	—	—	—	—	—
	0,97	1,23	1,80	1,80	1,80	1,80	1,80	1,80	1,80	1,80
	—	—	—	—	—	—	—	—	—	—
	1,13	1,43	2,10	2,10	2,10	2,10	2,10	2,10	2,10	2,10
	ac	ac	ac	ac	ac	ac	ac	ac	ac	ac
	1,30	1,64	2,40	2,40	2,40	2,40	2,40	2,40	2,40	2,40
	ac	ac	ac	ac	ac	ac	ac	ac	ac	ac
	1,67	2,11	3,10	3,10	3,10	3,10	3,10	3,10	3,10	3,10
	ac	ac	ac	ac	ac	ac	ac	ac	ac	ac
	1,73	2,18	3,20	4,00	4,60	4,60	—	—	—	—
	ac	ac	ac	a	a	a	—	—	—	—

Self drilling screw

S-MD 51 Z 6,3 x L
 with hexagon head and sealing washer $\geq \text{Ø}16$ mm

Annex 13

of European technical approval

ETA-10/0182

Materials

Fastener: stainless steel (1.4301) - EN 10088
 Washer: stainless steel (1.4301) - EN 10088
 Component I: S280GD or S320GD - EN 10346
 Component II: S235 - EN 10025-1
 S280GD or S320GD - EN 10346

Drilling capacity $\Sigma t_i \leq 2,00$ mm

Timber substructures
 no performance determined

$t_{N,II}$ [mm]	0,63	0,75	0,88	1,00	1,13	1,25	1,50	2,00
$M_{t,nom}$	5 Nm							
$V_{R,k}$ [kN] for $t_{N,I}$ [mm]	0,50	—	—	—	—	—	—	—
	0,55	—	—	—	—	—	—	—
	0,63	1,00	1,50	1,80	2,00 a	2,00 a	2,00 a	—
	0,75	1,00	1,80	2,10	2,40	2,40 a	2,40 a	—
	0,88	1,20	1,90	2,30	2,80	2,80	—	—
	1,00	1,40	2,10	2,60	3,10	—	—	—
	1,13	1,40	2,10	2,60	—	—	—	—
	1,25	1,40	2,10	—	—	—	—	—
	1,50	—	—	—	—	—	—	—
	1,75	—	—	—	—	—	—	—
	2,00	—	—	—	—	—	—	—
$N_{R,k}$ [kN] for $t_{N,I}$ [mm]	0,50	0,43	0,54	0,65	0,76 a	0,92 a	1,08 a	—
	0,55	0,55	0,68	0,82	0,95 a	1,16 a	1,36 a	—
	0,63	0,80	1,00	1,20	1,40 a	1,70 a	2,00 a	—
	0,75	0,80	1,00	1,20	1,40	1,70 a	2,00 a	—
	0,88	0,80	1,00	1,20	1,40	1,70	—	—
	1,00	0,80	1,00	1,20	1,40	—	—	—
	1,13	0,80	1,00	1,20	—	—	—	—
	1,25	0,80	1,00	—	—	—	—	—
	1,50	—	—	—	—	—	—	—
	1,75	—	—	—	—	—	—	—
	2,00	—	—	—	—	—	—	—

If both components I and II are made of S320GD the values may be increased by 8,0%.

Self drilling screw S-MD 51 S 4,8 x L with hexagon head and sealing washer $\geq \text{Ø}16$ mm	Annex 14 of European technical approval ETA-10/0182
---	---

Materials
 Fastener: stainless steel (1.4301) - EN 10088
 Washer: stainless steel (1.4301) - EN 10088
 Component I: S280GD or S320GD - EN 10346
 Component II: S235 - EN 10025-1
 S280GD or S320GD - EN 10346

Drilling capacity $\Sigma t_i \leq 3,00$ mm

Timber substructures
 no performance determined

$t_{N,II}$ [mm]	0,63	0,75	0,88	1,00	1,13	1,25	1,50	2,00		
$M_{t,nom}$	5 Nm									
$V_{R,k}$ [kN] for $t_{N,I}$ [mm]	0,50	0,55	0,63	0,75	0,88	1,00	1,13	1,25	1,50	2,00
$N_{R,k}$ [kN] for $t_{N,I}$ [mm]	0,50	0,55	0,63	0,75	0,88	1,00	1,13	1,25	1,50	2,00
$V_{R,k}$ [kN] for $t_{N,I}$ [mm]	0,50	0,55	0,63	0,75	0,88	1,00	1,13	1,25	1,50	2,00
$N_{R,k}$ [kN] for $t_{N,I}$ [mm]	0,50	0,55	0,63	0,75	0,88	1,00	1,13	1,25	1,50	2,00

Self drilling screw

S-MD 51 S 5,5 x L
 with hexagon head and sealing washer $\geq \varnothing 16$ mm

Annex 15
 of European technical approval
ETA-10/0182

Materials
 Fastener: stainless steel (1.4301) - EN 10088
 Washer: stainless steel (1.4301) - EN 10088
 Component I: S320GD or S350GD - EN 10346
 Component II: S275 - EN 10025-1
 S320GD or S350GD - EN 10346

Drilling capacity $\Sigma t_i \leq 3,00$ mm

Timber substructures
 no performance determined

$t_{N,II}$ [mm]	0,63	0,75	0,88	1,00	1,13	1,25	1,50	2,00		
$M_{t,nom}$	5 Nm									
$V_{R,k}$ [kN] for $t_{N,I}$ [mm]	0,50	0,55	0,63	0,75	0,88	1,00	1,13	1,25	1,50	2,00
$N_{R,k}$ [kN] for $t_{N,I}$ [mm]	0,50	0,55	0,63	0,75	0,88	1,00	1,13	1,25	1,50	2,00
$V_{R,k}$ [kN] for $t_{N,I}$ [mm]	0,50	0,55	0,63	0,75	0,88	1,00	1,13	1,25	1,50	2,00
$N_{R,k}$ [kN] for $t_{N,I}$ [mm]	0,50	0,55	0,63	0,75	0,88	1,00	1,13	1,25	1,50	2,00

Self drilling screw

S-MD 51 S 5,5 x L - 390
 with hexagon head and sealing washer $\geq \varnothing 16$ mm

Annex 16
 of European technical approval
ETA-10/0182

Materials

Fastener: stainless steel (1.4301) - EN 10088
 Washer: stainless steel (1.4301) - EN 10088
 Component I: S280GD or S320GD - EN 10346
 Component II: S235 - EN 10025-1
 S280GD or S320GD - EN 10346

Drilling capacity $\Sigma t_i \leq 4,00 \text{ mm}$

Timber substructures
 no performance determined

$t_{N,II}$ [mm]	2 x 0,63	2 x 0,75	2 x 0,88	2 x 1,00	2 x 1,13	2 x 1,25	2 x 1,50	2 x 1,75			
$M_{t,nom}$	5 Nm										
$V_{R,k}$ [kN] for $t_{N,I}$ [mm]	0,50	0,55	0,63	0,75	0,88	1,00	1,13	1,25	1,50	1,75	2,00
$N_{R,k}$ [kN] for $t_{N,I}$ [mm]	0,50	0,55	0,63	0,75	0,88	1,00	1,13	1,25	1,50	1,75	2,00

Self drilling screw	Annex 17 of European technical approval ETA-10/0182
S-MD 51 LS 5,5 x L with hexagonal head and sealing washer $\geq \text{Ø}16 \text{ mm}$	

Materials
 Fastener: stainless steel (1.4301) - EN 10088
 Washer: stainless steel (1.4301) - EN 10088
 Component I: S320GD or S350GD - EN 10346
 Component II: S275 - EN 10025-1
 S320GD or S350GD - EN 10346

Drilling capacity $\Sigma t_i \leq 4,00$ mm

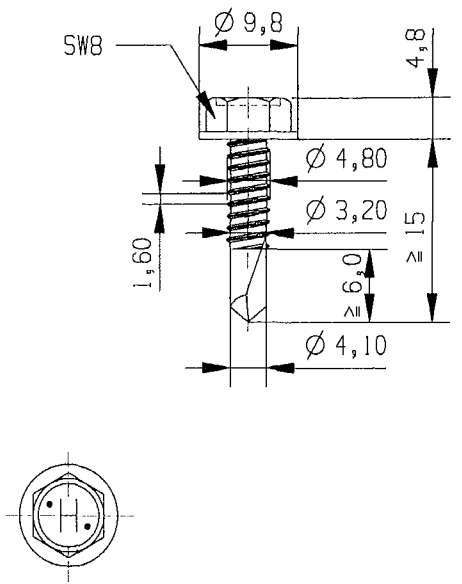
Timber substructures
 no performance determined

$t_{N,II}$ [mm]	2 x 0,63	2 x 0,75	2 x 0,88	2 x 1,00	2 x 1,13	2 x 1,25	2 x 1,50	2 x 1,75
$M_{t,nom}$	5 Nm							
$V_{R,k}$ [kN] for $t_{N,I}$ [mm]								
0,50	—	—	—	—	—	—	—	—
0,55	—	—	—	—	—	—	—	—
0,63	2,40	2,90	2,90	2,90	3,10	3,30	3,30	—
0,75	2,60	3,30	3,30	3,30	3,60	3,90	3,90	—
0,88	3,00	3,00	3,30	3,30	3,80	4,30	4,30	—
1,00	3,30	3,50	3,50	3,50	4,10	4,70	4,70	—
1,13	3,70	3,70	4,10	4,50	4,90	5,30	—	—
1,25	4,00	4,00	4,80	5,50	5,70	5,90	—	—
1,50	4,00	4,00	4,80	5,50	5,70	5,90	—	—
1,75	—	—	—	—	—	—	—	—
2,00	—	—	—	—	—	—	—	—
$N_{R,k}$ [kN] for $t_{N,I}$ [mm]								
0,50	1,08	1,19	1,40	1,46	1,46	1,46	1,46	—
0,55	1,36	1,50	1,77	1,84	1,84	1,84	1,84	—
0,63	2,00	2,20	2,60	2,70	2,70	2,70	2,70	—
0,75	2,00	2,20	2,60	3,10	3,70	3,80	3,80	—
0,88	2,00	2,20	2,60	3,10	3,70	4,30	4,80	—
1,00	2,00	2,20	2,60	3,10	3,70	4,30	4,80	—
1,13	2,00	2,20	2,60	3,10	3,70	4,30	—	—
1,25	2,00	2,20	2,60	3,10	3,70	4,30	—	—
1,50	2,00	2,20	2,60	3,10	3,70	4,30	—	—
1,75	—	—	—	—	—	—	—	—
2,00	—	—	—	—	—	—	—	—

Self drilling screw

S-MD 51 LS 5,5 x L - 390
 with hexagon head and sealing washer $\geq \varnothing 16$ mm

Annex 18
 of European technical approval
ETA-10/0182



Materials
 Fastener: carbon steel
 case hardened and galvanized
 Washer: none
 Component I: S280GD or S320GD - EN 10346
 Component II: S235 - EN 10025-1
 S280GD or S320GD - EN 10346

Drilling capacity $\Sigma t_i \leq 4,50$ mm

Timber substructures
 no performance determined

$t_{N,II}$ [mm]	1,50	2,00	3,00	4,00	5,00	6,00	—	—	
$M_{t,nom}$	$\Sigma t \leq 2,15$ mm: 2 Nm $\Sigma t > 2,15$ mm: 6 Nm			—					
$V_{R,k}$ [kN] for $t_{N,I}$ [mm]	0,50	—	—	—	—	—	—	—	
	0,55	—	—	—	—	—	—	—	
	0,63	2,30	2,70 ac	2,70 ac	—	—	—	—	
	0,75	2,30	3,00	3,80 ac	—	—	—	—	
	0,88	2,60	3,50	4,90	—	—	—	—	
	1,00	2,90	4,00	6,00	—	—	—	—	
	1,13	3,50	4,60	6,60	—	—	—	—	
	1,25	4,10	5,20	7,10	—	—	—	—	
	1,50	5,20	6,00	7,30	—	—	—	—	
	1,75	5,20	6,00	—	—	—	—	—	
	2,00	5,20	6,00	—	—	—	—	—	
$N_{R,k}$ [kN] for $t_{N,I}$ [mm]	0,50	—	—	—	—	—	—	—	
	0,55	—	—	—	—	—	—	—	
	0,63	1,60	1,60 ac	1,60 ac	—	—	—	—	
	0,75	1,60	2,20	2,20 ac	—	—	—	—	
	0,88	1,60	2,40	3,00	—	—	—	—	
	1,00	1,60	2,40	3,90	—	—	—	—	
	1,13	1,60	2,40	4,10	—	—	—	—	
	1,25	1,60	2,40	4,10	—	—	—	—	
	1,50	1,60	2,40	4,10	—	—	—	—	
	1,75	1,60	2,40	—	—	—	—	—	
	2,00	1,60	2,40	—	—	—	—	—	

Self drilling screw

S-MD 03 Z 4,8 x L
with hexagon head

Annex 19
of European technical approval
ETA-10/0182

Materials

Fastener: carbon steel
 case hardened and galvanized

Washer: carbon steel, galvanized
 stainless Steel (1.4301) - EN 10088

Component I: S280GD or S320GD - EN 10346
 Component II: S235 - EN 10025-1
 S280GD or S320GD - EN 10346

Drilling capacity $\Sigma t_i \leq 4,50 \text{ mm}$

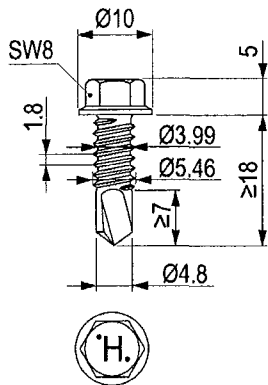
Timber substructures
 no performance determined

$t_{N,II}$ [mm]	1,50	2,00	3,00	4,00	5,00	6,00	—	—	
$M_{t,nom}$	$\Sigma t \leq 2,15 \text{ mm: } 2 \text{ Nm}$ $\Sigma t > 2,15 \text{ mm: } 6 \text{ Nm}$						—		
$V_{R,k}$ [kN] for $t_{N,I}$ [mm]	0,50	—	—	—	—	—	—	—	
	0,55	—	—	—	—	—	—	—	
	0,63	2,40	ac	2,70	ac	2,70	ac	—	
	0,75	3,00	—	3,50	ac	3,90	ac	—	
	0,88	3,40	—	4,10	—	5,40	—	—	
	1,00	3,70	—	4,70	—	6,60	—	—	
	1,13	4,00	—	5,00	—	6,70	—	—	
	1,25	4,40	—	5,30	—	6,80	—	—	
	1,50	4,90	—	5,60	—	6,90	—	—	
	1,75	4,90	—	5,60	—	—	—	—	
	2,00	4,90	—	5,60	—	—	—	—	
$N_{R,k}$ [kN] for $t_{N,I}$ [mm]	0,50	0,92	ac	1,40	ac	1,40	ac	—	
	0,55	1,16	ac	1,77	ac	1,77	ac	—	
	0,63	1,70	ac	2,60	ac	2,60	ac	—	
	0,75	1,70	—	2,70	ac	3,30	ac	—	
	0,88	1,70	—	2,70	—	4,20	—	—	
	1,00	1,70	—	2,70	—	5,00	—	—	
	1,13	1,70	—	2,70	—	5,20	—	—	
	1,25	1,70	—	2,70	—	5,20	—	—	
	1,50	1,70	—	2,70	—	5,20	—	—	
	1,75	1,70	—	2,70	—	—	—	—	
	2,00	1,70	—	2,70	—	—	—	—	

Self drilling screw

S-MD 53 Z 4,8 x L
 with hexagon head and sealing washer $\geq \text{Ø}16 \text{ mm}$

Annex 20
 of European technical approval
ETA-10/0182



Materials

Fastener: carbon steel
 case hardened and galvanized
 Washer: none
 Component I: S280GD, S320GD or S350GD - EN 10346
 Component II: S235, S275 or S355 - EN 10025-1
 S280GD, S320GD or S350GD - EN 10346

Drilling capacity $\Sigma t_i \leq 6,00$ mm

Timber substructures

no performance determined

$t_{N,II}$ [mm]	1,50	2,00	3,00	4,00	5,00	6,00	—	—
$M_{t,nom}$	—	$\Sigma t \leq 2,65$ mm: 4 Nm $\Sigma t > 2,65$ mm: 8 Nm			—			
$V_{R,k}$ [kN] for $t_{N,I}$ [mm]	0,50	—	—	—	—	—	—	—
	0,55	—	—	—	—	—	—	—
	0,63	2,60	ac	2,60	ac	2,60	ac	—
	0,75	3,70	ac	3,70	ac	3,70	ac	—
	0,88	4,50	—	5,00	ac	5,00	ac	—
	1,00	4,50	—	6,50	ac	6,50	a	—
	1,13	4,90	—	7,00	—	7,90	—	—
	1,25	5,30	—	7,40	—	9,30	—	—
	1,50	6,20	—	8,30	—	10,1	—	—
	1,75	6,20	—	8,30	—	—	—	—
	2,00	7,80	—	9,40	—	—	—	—
$N_{R,k}$ [kN] for $t_{N,I}$ [mm]	0,50	—	—	—	—	—	—	—
	0,55	—	—	—	—	—	—	—
	0,63	1,70	ac	1,70	ac	1,70	ac	—
	0,75	2,20	ac	2,20	ac	2,20	ac	—
	0,88	2,80	—	2,90	ac	2,90	ac	—
	1,00	2,80	—	3,50	ac	3,50	a	—
	1,13	2,80	—	4,30	—	4,30	—	—
	1,25	2,80	—	4,90	—	5,10	—	—
	1,50	2,80	—	4,90	—	6,90	—	—
	1,75	2,80	—	4,90	—	—	—	—
	2,00	2,80	—	4,90	—	—	—	—

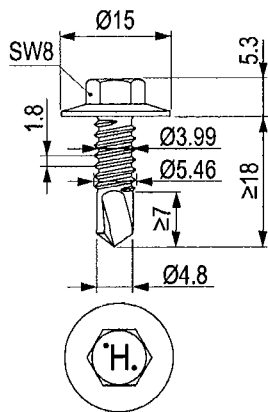
Self drilling screw

S-MD 03 Z 5,5 x L
 with hexagon head

Annex 21

of European technical approval

ETA-10/0182



Materials

Fastener: carbon steel
 case hardened and galvanized
 Washer: none
 Component I: S280GD, S320GD or S350GD - EN 10346
 Component II: S235, S275 or S355 - EN 10025-1
 S280GD, S320GD or S350GD - EN 10346

Drilling capacity $\Sigma t_i \leq 6,00$ mm

Timber substructures

no performance determined

$t_{N,II}$ [mm]	1,50	2,00	3,00	4,00	5,00	6,00	—	—			
$M_{t,nom}$	—	$\Sigma t \leq 2,65$ mm: 4 Nm $\Sigma t > 2,65$ mm: 8 Nm				—					
$V_{R,k}$ [kN] for $t_{N,I}$ [mm]	0,50	0,55	0,63	0,75	0,88	1,00	1,13	1,25	1,50	1,75	2,00
	—	—	2,60	3,70	4,50	4,50	4,90	5,30	6,20	6,20	7,80
	—	—	ac	ac	—	ac	—	—	—	—	—
	—	—	2,60	3,70	5,00	6,50	7,00	7,40	8,30	8,30	9,40
	—	—	ac	ac	ac	a	—	—	—	—	—
$N_{R,k}$ [kN] for $t_{N,I}$ [mm]	0,50	0,55	0,63	0,75	0,88	1,00	1,13	1,25	1,50	1,75	2,00
	—	—	1,70	2,20	2,80	2,80	2,80	2,80	2,80	2,80	2,80
	—	—	ac	ac	ac	ac	—	—	—	—	—
	—	—	1,70	2,20	2,90	3,50	4,30	4,90	4,90	4,90	4,90
	—	—	ac	ac	ac	a	—	—	—	—	—
	—	—	1,70	2,20	2,90	3,50	4,30	5,10	6,90	—	—
	—	—	ac	ac	ac	—	—	—	—	—	—

Self drilling screw

S-MD 23 Z 5,5 x L
 with hexagon head

Annex 22

of European technical approval

ETA-10/0182

Materials

Fastener: carbon steel
 case hardened and galvanized

Washer: carbon steel, galvanized
 stainless Steel (1.4301) - EN 10088

Component I: S280GD or S320GD - EN 10346
 Component II: S235 - EN 10025-1
 S280GD or S320GD - EN 10346

Drilling capacity $\Sigma t_i \leq 5,50$ mm

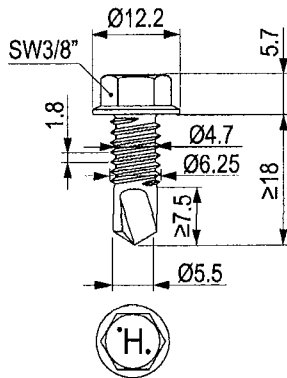
Timber substructures
 no performance determined

$t_{N,II}$ [mm]	1,50	2,00	3,00	4,00	5,00	6,00	—	—
$M_{t,nom}$	—	$\Sigma t \leq 2,65$ mm: 4 Nm $\Sigma t > 2,65$ mm: 8 Nm			—			
$V_{R,k}$ [kN] for $t_{N,I}$ [mm]	0,50	—	—	—	—	—	—	—
	0,55	—	—	—	—	—	—	—
	0,63	—	3,10 ac	3,10 ac	3,10 abcd	—	—	—
	0,75	—	3,80 ac	3,80 ac	3,80 ac	—	—	—
	0,88	—	4,60 —	4,60 ac	4,60 a	—	—	—
	1,00	—	5,30 —	5,40 —	5,40 a	—	—	—
	1,13	—	5,30 —	6,20 —	6,20 —	—	—	—
	1,25	—	5,30 —	7,60 —	9,80 —	—	—	—
	1,50	—	6,10 —	9,10 —	12,0 —	—	—	—
	1,75	—	6,10 —	9,10 —	—	—	—	—
2,00	—	7,80 —	9,70 —	—	—	—	—	
$N_{R,k}$ [kN] for $t_{N,I}$ [mm]	0,50	—	1,62 ac	1,73 ac	1,73 abcd	—	—	—
	0,55	—	2,05 ac	2,18 ac	2,18 abcd	—	—	—
	0,63	—	3,00 ac	3,20 ac	3,20 abcd	—	—	—
	0,75	—	3,00 ac	3,90 ac	3,90 ac	—	—	—
	0,88	—	3,00 —	4,80 ac	4,80 a	—	—	—
	1,00	—	3,00 —	5,30 —	5,60 a	—	—	—
	1,13	—	3,00 —	5,30 —	6,50 —	—	—	—
	1,25	—	3,00 —	5,30 —	7,20 —	—	—	—
	1,50	—	3,00 —	5,30 —	7,20 —	—	—	—
	1,75	—	3,00 —	5,30 —	—	—	—	—
2,00	—	3,00 —	5,30 —	—	—	—	—	

Self drilling screw

S-MD 53 Z 5,5 x L
 with hexagon head and sealing washer $\geq \text{Ø}16$ mm

Annex 23
 of European technical approval
ETA-10/0182



Materials

Fastener: carbon steel
 case hardened and galvanized

Washer: none

Component I: S280GD, S320GD or S350GD - EN 10346

Component II: S235, S275 or S355 - EN 10025-1
 S280GD, S320GD or S350GD - EN 10346

Drilling capacity $\Sigma t_i \leq 6,00$ mm

Timber substructures

no performance determined

$t_{N,II}$ [mm]	1,50	2,00	3,00	4,00	5,00	6,00	—	—	
$M_{t,nom}$	—	$\Sigma t \leq 2,65$ mm: 4 Nm $\Sigma t > 2,65$ mm: 8 Nm			—				
$V_{R,k}$ [kN] for $t_{N,I}$ [mm]	0,50 0,55 0,63 0,75 0,88 1,00 1,13 1,25 1,50 1,75 2,00	— — 3,10 4,20 5,40 5,60 5,70 5,90 7,00 7,00 7,00	— — ac ac ac — — — — — —	— — 3,10 4,20 5,40 6,60 7,80 9,00 9,70 9,70 9,70	— — abcd abcd ac — — — — — —	— — 3,10 4,20 5,40 6,60 8,00 9,50 12,3 12,3 12,3	— — — — — — — — — — —	— — — — — — — — — — —	— — — — — — — — — — —
$N_{R,k}$ [kN] for $t_{N,I}$ [mm]	0,50 0,55 0,63 0,75 0,88 1,00 1,13 1,25 1,50 1,75 2,00	— — 1,90 2,60 3,10 3,10 3,10 3,10 3,10 3,10 3,10	— — ac ac ac — — — — — —	— — 1,90 2,60 3,40 4,30 5,30 5,60 5,60 5,60 5,60	— — abcd abcd ac ac — — — — —	— — 1,90 2,60 3,40 4,30 5,30 6,40 6,90 6,90 7,20	— — — — — — — — — — —	— — — — — — — — — — —	— — — — — — — — — — —

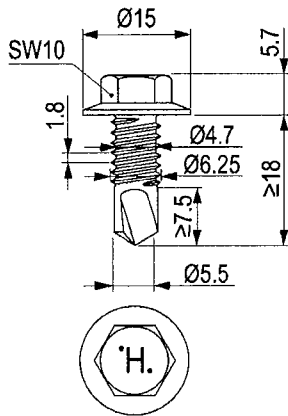
Self drilling screw

S-MD 03 Z 6,3 x L
 with hexagon head

Annex 24

of European technical approval

ETA-10/0182



Materials

Fastener: carbon steel
 case hardened and galvanized
 Washer: none
 Component I: S280GD, S320GD or S350GD - EN 10346
 Component II: S235, S275 or S355 - EN 10025-1
 S280GD, S320GD or S350GD - EN 10346

Drilling capacity $\Sigma t_i \leq 6,00$ mm

Timber substructures

no performance determined

$t_{N,II}$ [mm]	1,50	2,00	3,00	4,00	5,00	6,00	—	—
$M_{t,nom}$	—	$\Sigma t \leq 2,65$ mm: 4 Nm $\Sigma t > 2,65$ mm: 8 Nm			—			
$V_{R,k}$ [kN] for $t_{N,I}$ [mm]	0,50	—	—	—	—	—	—	—
	0,55	—	—	—	—	—	—	—
	0,63	—	3,10 ac	3,10 abcd	3,10 abcd	—	—	—
	0,75	—	4,20 ac	4,20 abcd	4,20 abcd	—	—	—
	0,88	—	5,40 ac	5,40 ac	5,40 abcd	—	—	—
	1,00	—	5,60 —	6,60 ac	6,60 ac	—	—	—
	1,13	—	5,70 —	7,80 —	8,00 ac	—	—	—
	1,25	—	5,90 —	9,00 —	9,50 ac	—	—	—
	1,50	—	7,00 —	9,70 —	12,3 —	—	—	—
	1,75	—	7,00 —	9,70 —	12,3 —	—	—	—
2,00	—	7,00 —	9,70 —	12,3 —	—	—	—	
$N_{R,k}$ [kN] for $t_{N,I}$ [mm]	0,50	—	—	—	—	—	—	—
	0,55	—	—	—	—	—	—	—
	0,63	—	1,90 ac	1,90 abcd	1,90 abcd	—	—	—
	0,75	—	2,60 ac	2,60 abcd	2,60 abcd	—	—	—
	0,88	—	3,10 ac	3,40 ac	3,40 abcd	—	—	—
	1,00	—	3,10 —	4,30 ac	4,30 ac	—	—	—
	1,13	—	3,10 —	5,30 —	5,30 ac	—	—	—
	1,25	—	3,10 —	5,60 —	6,40 ac	—	—	—
	1,50	—	3,10 —	5,60 —	6,90 —	—	—	—
	1,75	—	3,10 —	5,60 —	6,90 —	—	—	—
2,00	—	3,10 —	5,60 —	7,20 —	—	—	—	

Self drilling screw

S-MD 23 Z 6,3 x L
 with hexagon head

Annex 25

of European technical approval

ETA-10/0182

Materials

Fastener: carbon steel
 case hardened and galvanized

Washer: carbon steel, galvanized
 stainless Steel (1.4301) - EN 10088

Component I: S280GD or S320GD - EN 10346
 Component II: S235 - EN 10025-1
 S280GD or S320GD - EN 10346

Drilling capacity $\Sigma t_i \leq 6,00$ mm

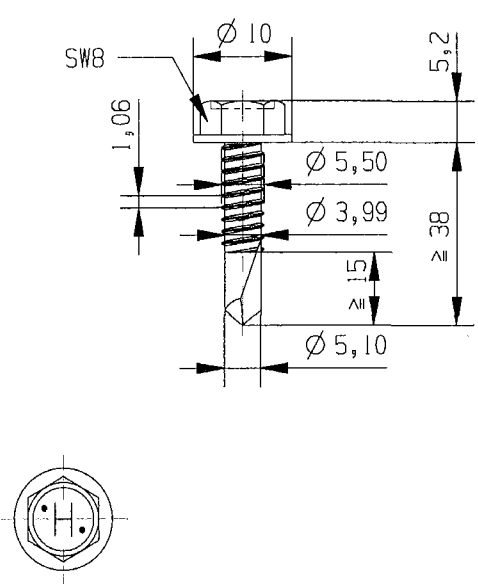
Timber substructures
 no performance determined

$t_{N,II}$ [mm]	1,50	2,00	3,00	4,00	5,00	6,00	—	—	
$M_{t,nom}$	—	$\Sigma t \leq 2,65$ mm: 4 Nm $\Sigma t > 2,65$ mm: 8 Nm				—			
$V_{R,k}$ [kN] for $t_{N,I}$ [mm]	0,50	—	—	—	—	—	—	—	
	0,55	—	—	—	—	—	—	—	
	0,63	—	3,00	ac	3,00	abcd	3,00	abcd	
	0,75	—	3,80	ac	3,80	abcd	3,80	abcd	
	0,88	—	4,80	—	4,80	ac	4,80	abc	
	1,00	—	5,10	—	5,70	ac	5,70	ac	
	1,13	—	5,50	—	6,80	ac	6,80	a	
	1,25	—	6,10	—	7,90	ac	7,90	a	
	1,50	—	6,40	—	9,00	—	10,3	a	
	1,75	—	6,40	—	9,00	—	10,3	—	
2,00	—	7,80	—	9,40	—	10,8	—		
$N_{R,k}$ [kN] for $t_{N,I}$ [mm]	0,50	—	1,67	ac	1,78	abcd	1,78	abcd	
	0,55	—	2,11	ac	2,25	abcd	2,25	abcd	
	0,63	—	3,10	ac	3,30	abcd	3,30	abcd	
	0,75	—	3,10	ac	4,00	abcd	4,00	abcd	
	0,88	—	3,10	—	4,80	ac	4,80	abc	
	1,00	—	3,10	—	5,60	ac	5,60	ac	
	1,13	—	3,10	—	5,60	ac	6,40	a	
	1,25	—	3,10	—	5,60	ac	7,20	a	
	1,50	—	3,10	—	5,60	—	7,20	a	
	1,75	—	3,10	—	5,60	—	7,20	—	
2,00	—	3,10	—	5,60	—	7,20	—		

Self drilling screw

S-MD 53 Z 6,3 x L
 with hexagon head and sealing washer $\geq \text{Ø}16$ mm

Annex 26
 of European technical approval
ETA-10/0182



Materials

Fastener: carbon steel
 case hardened and galvanized

Washer: none

Component I: S280GD or S320GD - EN 10346

Component II: S235 - EN 10025-1
 S280GD or S320GD - EN 10346

Drilling capacity $\Sigma t_i \leq 12,00 \text{ mm}$

Timber substructures
 no performance determined

$t_{N,II}$ [mm]	2,00	3,00	4,00	5,00	6,00	> 6,0	—	—
$M_{t,nom}$	—		5 Nm				—	
$V_{R,k}$ [kN] for $t_{N,I}$ [mm]	0,50	—	—	—	—	—	—	—
	0,55	—	—	—	—	—	—	—
	0,63	—	2,70 abcd	2,70 abcd	2,70 abcd	2,70 abcd	—	—
	0,75	—	3,40 abcd	3,40 abcd	3,40 abcd	3,40 abcd	—	—
	0,88	—	4,20 ac	4,20 ac	4,20 ac	4,20 ac	—	—
	1,00	—	4,90 ac	4,90 ac	4,90 ac	4,90 ac	—	—
	1,13	—	5,70 ac	5,70 ac	5,70 ac	5,70 ac	—	—
	1,25	—	6,50 —	6,50 —	6,50 —	6,50 —	—	—
	1,50	—	7,60 —	7,60 —	7,60 —	7,60 —	—	—
	1,75	—	7,60 —	7,60 —	7,60 —	7,60 —	—	—
	2,00	—	7,60 —	7,60 —	7,60 —	7,60 —	—	—
$N_{R,k}$ [kN] for $t_{N,I}$ [mm]	0,50	—	—	—	—	—	—	—
	0,55	—	—	—	—	—	—	—
	0,63	—	1,50 abcd	1,50 abcd	1,50 abcd	1,50 abcd	—	—
	0,75	—	1,80 abcd	1,80 abcd	1,80 abcd	1,80 abcd	—	—
	0,88	—	2,10 ac	2,10 ac	2,10 ac	2,10 ac	—	—
	1,00	—	2,40 ac	2,40 ac	2,40 ac	2,40 ac	—	—
	1,13	—	2,70 ac	2,70 ac	2,70 ac	2,70 ac	—	—
	1,25	—	3,00 —	3,00 —	3,00 —	3,00 —	—	—
	1,50	—	3,60 —	3,60 —	3,60 —	3,60 —	—	—
	1,75	—	3,60 —	3,60 —	3,60 —	3,60 —	—	—
	2,00	—	4,80 —	4,80 —	4,80 —	4,80 —	—	—

Self drilling screw

S-MD 05 Z 5,5 x L
 with hexagon head

Annex 27

of European technical approval

ETA-10/0182

Materials

Fastener: carbon steel
case hardened and galvanized

Washer: carbon steel, galvanized
stainless Steel (1.4301) - EN 10088

Component I: S280GD or S320GD - EN 10346

Component II: S235 - EN 10025-1
S280GD or S320GD - EN 10346

Drilling capacity $\Sigma t_i \leq 12,00 \text{ mm}$

Timber substructures
no performance determined

$t_{N,II}$ [mm]	2,00	3,00	4,00	5,00	6,00	> 6,0	—	—
$M_{t,nom}$	—		5 Nm				—	
$V_{R,k}$ [kN] for $t_{N,I}$ [mm]	0,50	—	—	—	—	—	—	—
	0,55	—	—	—	—	—	—	—
	0,63	—	—	3,30 abcd	3,30 abcd	3,30 abcd	3,30 abcd	—
	0,75	—	—	3,90 ac	3,90 ac	3,90 abcd	3,90 abcd	—
	0,88	—	—	4,40 ac	4,40 ac	4,40 abcd	4,40 abcd	—
	1,00	—	—	4,90 ac	4,90 ac	4,90 ac	4,90 ac	—
	1,13	—	—	5,40 —	5,40 ac	5,40 ac	5,40 ac	—
	1,25	—	—	7,30 —	7,30 ac	7,30 ac	7,30 ac	—
	1,50	—	—	7,90 —	7,90 —	7,90 —	7,90 —	—
	1,75	—	—	7,90 —	7,90 —	7,90 —	7,90 —	—
2,00	—	—	9,10 —	9,10 —	9,10 —	9,10 —	—	
$N_{R,k}$ [kN] for $t_{N,I}$ [mm]	0,50	—	1,57 abcd	1,57 abcd	1,57 abcd	1,57 abcd	—	—
	0,55	—	1,98 abcd	1,98 abcd	1,98 abcd	1,98 abcd	—	—
	0,63	—	2,90 abcd	2,90 abcd	2,90 abcd	2,90 abcd	—	—
	0,75	—	3,20 ac	3,20 ac	3,20 abcd	3,20 abcd	—	—
	0,88	—	3,40 ac	3,40 ac	3,40 abcd	3,40 abcd	—	—
	1,00	—	3,60 ac	3,60 ac	3,60 ac	3,60 ac	—	—
	1,13	—	3,80 —	3,80 ac	3,80 ac	3,80 ac	—	—
	1,25	—	4,00 —	4,00 ac	4,00 ac	4,00 ac	—	—
	1,50	—	4,30 —	4,30 —	4,30 —	4,30 —	—	—
	1,75	—	4,30 —	4,30 —	4,30 —	4,30 —	—	—
2,00	—	4,90 —	4,90 —	4,90 —	4,90 —	—	—	

Self drilling screw	Annex 28 of European technical approval ETA-10/0182
S-MD 55 Z 5,5 x L with hexagonal head and sealing washer $\geq \text{Ø}16 \text{ mm}$	

Materials

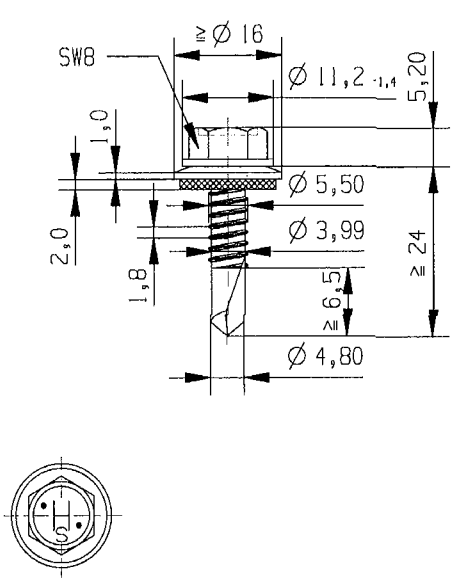
Fastener: stainless steel (1.4301) - EN 10088
 Washer: stainless steel (1.4301) - EN 10088
 Component I: S280GD or S320GD - EN 10346
 Component II: S235 - EN 10025-1
 S280GD or S320GD - EN 10346

Drilling capacity $\Sigma t_i \leq 5,50$ mm

Timber substructures
 no performance determined

$t_{N,II}$ [mm]	1,50	2,00	2,50	3,00	4,00	6,00	—	—
$M_{t,nom}$	5 Nm							
$V_{R,k}$ [kN] for $t_{N,I}$ [mm]	0,50	—	—	—	—	—	—	—
	0,55	—	—	—	—	—	—	—
	0,63	2,10 ac	2,60 ac	3,00 ac	3,40 ac	3,40 ac	—	—
	0,75	2,50 ac	3,00 ac	3,50 ac	4,00 ac	4,00 ac	—	—
	0,88	2,70 —	3,40 ac	4,00 ac	4,60 ac	4,60 a	—	—
	1,00	2,90 —	4,80 ac	5,00 ac	5,20 ac	5,20 a	—	—
	1,13	3,30 —	5,10 —	5,40 —	6,00 —	6,00 —	—	—
	1,25	3,60 —	5,30 —	5,80 —	6,80 —	6,80 —	—	—
	1,50	4,40 —	5,90 —	6,60 —	7,20 —	7,20 —	—	—
	1,75	4,40 —	5,90 —	6,60 —	7,20 —	—	—	—
	2,00	5,40 —	6,50 —	6,60 —	7,20 —	—	—	—
$N_{R,k}$ [kN] for $t_{N,I}$ [mm]	0,50	0,92 ac	1,35 ac	1,35 ac	1,35 ac	1,35 ac	—	—
	0,55	1,16 ac	1,71 ac	1,71 ac	1,71 ac	1,71 ac	—	—
	0,63	1,70 ac	2,50 ac	2,50 ac	2,50 ac	2,50 ac	—	—
	0,75	1,70 ac	2,60 ac	3,30 ac	3,30 ac	3,30 ac	—	—
	0,88	1,70 —	2,60 ac	3,60 ac	4,10 ac	4,10 a	—	—
	1,00	1,70 —	2,60 ac	3,60 ac	4,60 ac	4,70 a	—	—
	1,13	1,70 —	2,60 —	3,60 —	4,60 —	5,40 —	—	—
	1,25	1,70 —	2,60 —	3,60 —	4,60 —	5,90 —	—	—
	1,50	1,70 —	2,60 —	3,60 —	4,60 —	6,00 —	—	—
	1,75	1,70 —	2,60 —	3,60 —	4,60 —	—	—	—
	2,00	1,70 —	2,60 —	3,60 —	4,60 —	—	—	—

Self drilling screw	Annex 29 of European technical approval ETA-10/0182
S-MD 53 S 5,5 x L with hexagon head and sealing washer $\geq \text{Ø}16$ mm	



Materials
 Fastener: stainless steel (1.4301) - EN 10088
 Washer: stainless steel (1.4301) - EN 10088
 Component I: S320GD or S350GD - EN 10346
 Component II: S275 - EN 10025-1
 S320GD or S350GD - EN 10346

Drilling capacity $\Sigma t_i \leq 5,50$ mm

Timber substructures
 no performance determined

$t_{N,II}$ [mm]	1,50	2,00	2,50	3,00	4,00	6,00	—	—
$M_{t,nom}$	5 Nm							
$V_{R,K}$ [kN] for $t_{N,I}$ [mm]	0,50	—	—	—	—	—	—	—
	0,55	—	—	—	—	—	—	—
	0,63	2,30	ac	2,80	ac	3,20	ac	3,70
	0,75	2,70	ac	3,20	ac	3,80	ac	4,30
	0,88	2,90	—	3,60	ac	4,30	ac	5,00
	1,00	3,20	—	5,20	ac	5,40	ac	5,70
	1,13	3,60	—	5,40	—	5,80	—	6,50
	1,25	3,90	—	5,70	—	6,20	—	7,40
	1,50	4,80	—	6,20	—	7,00	—	7,80
	1,75	4,80	—	6,20	—	7,00	—	7,80
	2,00	5,90	—	6,80	—	7,00	—	7,80
$N_{R,K}$ [kN] for $t_{N,I}$ [mm]	0,50	1,03	ac	1,51	ac	1,51	ac	1,51
	0,55	1,30	ac	1,91	ac	1,91	ac	1,91
	0,63	1,90	ac	2,80	ac	2,80	ac	2,80
	0,75	1,90	ac	2,90	ac	3,60	ac	3,60
	0,88	1,90	—	2,90	ac	4,00	ac	4,40
	1,00	1,90	—	2,90	ac	4,00	ac	5,10
	1,13	1,90	—	2,90	—	4,00	—	5,10
	1,25	1,90	—	2,90	—	4,00	—	5,10
	1,50	1,90	—	2,90	—	4,00	—	5,10
	1,75	1,90	—	2,90	—	4,00	—	5,10
	2,00	1,90	—	2,90	—	4,00	—	5,10

Self drilling screw

S-MD 53 S 5,5 x L - 390
 with hexagon head and sealing washer $\geq \text{Ø}16$ mm

Annex 30
 of European technical approval
ETA-10/0182

Materials
 Fastener: stainless steel (1.4301) - EN 10088
 Washer: stainless steel (1.4301) - EN 10088
 Component I: S280GD or S320GD - EN 10346
 Component II: S235 - EN 10025-1

Drilling capacity $\Sigma t_i \leq 12,00$ mm

Timber substructures
 no performance determined

$t_{N,II}$ [mm]	4,00	5,00	6,00	8,00	10,00	—	—	—
$M_{t,nom}$	5 Nm							
$V_{R,k}$ [kN] for $t_{N,I}$ [mm]	0,50	—	—	—	—	—	—	—
	0,55	—	—	—	—	—	—	—
	0,63	2,70 ac	2,70 ac	2,70 abcd	2,70 abcd	2,70 abcd	—	—
	0,75	2,90 ac	2,90 ac	2,90 abcd	2,90 abcd	2,90 abcd	—	—
	0,88	3,50 ac	3,50 ac	3,50 ac	3,50 ac	3,50 ac	—	—
	1,00	4,00 ac	4,00 ac	4,00 ac	4,00 ac	4,00 ac	—	—
	1,13	5,00 —	5,00 —	5,00 ac	5,00 ac	5,00 ac	—	—
	1,25	6,00 —	6,00 —	6,00 ac	6,00 ac	6,00 a	—	—
	1,50	6,00 —	6,20 —	6,50 ac	6,50 ac	6,50 a	—	—
	1,75	6,00 —	6,20 —	6,50 —	6,50 —	6,50 —	—	—
2,00	6,00 —	6,40 —	6,90 —	6,90 —	6,90 —	—	—	
$N_{R,k}$ [kN] for $t_{N,I}$ [mm]	0,50	1,35 ac	1,35 ac	1,35 abcd	1,35 abcd	1,35 abcd	—	—
	0,55	1,71 ac	1,71 ac	1,71 abcd	1,71 abcd	1,71 abcd	—	—
	0,63	2,50 ac	2,50 ac	2,50 abcd	2,50 abcd	2,50 abcd	—	—
	0,75	3,30 ac	3,30 ac	3,30 abcd	3,30 abcd	3,30 abcd	—	—
	0,88	4,10 ac	4,10 ac	4,10 ac	4,10 ac	4,10 ac	—	—
	1,00	4,70 ac	4,70 ac	4,70 ac	4,70 ac	4,70 ac	—	—
	1,13	5,40 —	5,40 —	5,40 ac	5,40 ac	5,40 ac	—	—
	1,25	5,90 —	5,90 —	5,90 ac	5,90 ac	5,90 a	—	—
	1,50	6,90 —	6,90 —	6,90 ac	6,90 ac	6,90 a	—	—
	1,75	6,90 —	6,90 —	6,90 —	6,90 —	6,90 —	—	—
2,00	8,00 —	8,00 —	8,00 —	8,00 —	8,00 —	—	—	

Self drilling screw

S-MD 55 S 5,5 x L
 with hexagon head and sealing washer $\geq \text{Ø}16$ mm

Annex 31
 of European technical approval
ETA-10/0182

Materials
 Fastener: stainless steel (1.4301) - EN 10088
 Washer: stainless steel (1.4301) - EN 10088
 Component I: S320GD or S350GD - EN 10346
 Component II: S275 - EN 10025-1

Drilling capacity $\Sigma t_i \leq 12,00$ mm

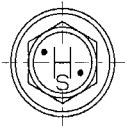
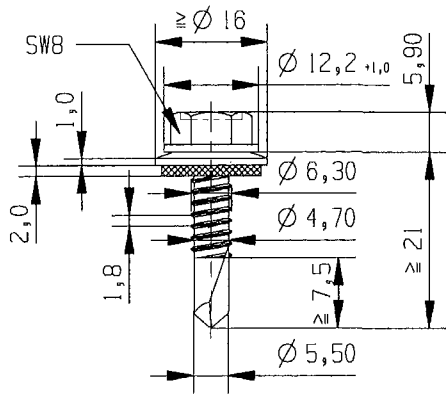
Timber substructures
 no performance determined

$t_{N,II}$ [mm]	4,00	5,00	6,00	8,00	10,00	—	—	—
$M_{t,nom}$	5 Nm							
$V_{R,k}$ [kN] for $t_{N,I}$ [mm]	0,50	—	—	—	—	—	—	—
	0,55	—	—	—	—	—	—	—
	0,63	2,70 ac	2,70 ac	2,70 abcd	2,70 abcd	2,70 abcd	—	—
	0,75	3,10 ac	3,10 ac	3,10 abcd	3,10 abcd	3,10 abcd	—	—
	0,88	3,60 ac	3,60 ac	3,60 ac	3,60 ac	3,60 ac	—	—
	1,00	4,10 ac	4,10 ac	4,10 ac	4,10 ac	4,10 ac	—	—
	1,13	5,10 —	5,10 —	5,10 ac	5,10 ac	5,10 ac	—	—
	1,25	6,10 —	6,10 —	6,10 ac	6,10 ac	6,10 ac	—	—
	1,50	6,10 —	6,40 —	6,60 ac	6,60 ac	6,60 a	—	—
	1,75	6,10 —	6,40 —	6,60 —	6,60 —	6,60 —	—	—
	2,00	6,10 —	6,40 —	6,60 —	6,60 —	6,60 —	—	—
$N_{R,k}$ [kN] for $t_{N,I}$ [mm]	0,50	1,51 ac	1,51 ac	1,51 abcd	1,51 abcd	1,51 abcd	—	—
	0,55	1,91 ac	1,91 ac	1,91 abcd	1,91 abcd	1,91 abcd	—	—
	0,63	2,80 ac	2,80 ac	2,80 abcd	2,80 abcd	2,80 abcd	—	—
	0,75	3,60 ac	3,60 ac	3,60 abcd	3,60 abcd	3,60 abcd	—	—
	0,88	4,40 ac	4,40 ac	4,40 ac	4,40 ac	4,40 ac	—	—
	1,00	5,10 ac	5,10 ac	5,10 ac	5,10 ac	5,10 ac	—	—
	1,13	5,80 —	5,80 —	5,80 ac	5,80 ac	5,80 ac	—	—
	1,25	6,30 —	6,30 —	6,30 ac	6,30 ac	6,30 ac	—	—
	1,50	7,20 —	7,20 —	7,20 ac	7,20 ac	7,20 a	—	—
	1,75	7,20 —	7,20 —	7,20 —	7,20 —	7,20 —	—	—
	2,00	8,20 —	8,20 —	8,20 —	8,20 —	8,20 —	—	—

Self drilling screw

S-MD 55 S 5,5 x L - 390
 with hexagon head and sealing washer $\geq \text{Ø}16$ mm

Annex 32
 of European technical approval
ETA-10/0182



Materials

Fastener: stainless steel (1.4301) - EN 10088
 Washer: stainless steel (1.4301) - EN 10088
 Component I: S280GD or S320GD - EN 10346
 Component II: S235 - EN 10025-1
 S280GD or S320GD - EN 10346

Drilling capacity $\Sigma t_i \leq 6,00$ mm

Timber substructures

no performance determined

$t_{N,II}$ [mm]	1,50	2,00	2,50	3,00	4,00	6,00	—	—
$M_{t,norm}$	5 Nm							
$V_{R,k}$ [kN] for $t_{N,I}$ [mm]	0,50	—	—	—	—	—	—	—
	0,55	—	—	—	—	—	—	—
	0,63	2,20	—	2,50	ac	2,80	ac	3,00
	0,75	2,70	—	3,20	ac	3,60	ac	4,10
	0,88	3,00	—	3,70	ac	4,50	ac	5,30
	1,00	3,30	—	4,00	ac	5,20	ac	6,40
	1,13	3,70	—	4,70	—	5,70	—	6,70
	1,25	4,10	—	5,10	—	6,00	—	6,90
	1,50	5,00	—	6,30	—	6,90	—	7,50
	1,75	5,00	—	6,30	—	6,90	—	7,50
	2,00	6,70	—	6,70	—	6,90	—	7,50
$N_{R,k}$ [kN] for $t_{N,I}$ [mm]	0,50	0,76	—	1,46	ac	1,62	ac	1,62
	0,55	0,95	—	1,84	ac	2,05	ac	2,05
	0,63	1,40	—	2,70	ac	3,00	ac	3,00
	0,75	1,40	—	2,70	ac	3,90	ac	3,90
	0,88	1,40	—	2,70	ac	4,00	ac	4,80
	1,00	1,40	—	2,70	ac	4,00	ac	5,40
	1,13	1,40	—	2,70	—	4,00	—	5,40
	1,25	1,40	—	2,70	—	4,00	—	5,40
	1,50	1,40	—	2,70	—	4,00	—	5,40
	1,75	1,40	—	2,70	—	4,00	—	5,40
	2,00	1,40	—	2,70	—	4,00	—	5,40

Self drilling screw

S-MD 53 S 6,3 x L
 with hexagon head and sealing washer $\geq \varnothing 16$ mm

Annex 33

of European technical approval

ETA-10/0182

Materials
 Fastener: stainless steel (1.4301) - EN 10088
 Washer: stainless steel (1.4301) - EN 10088
 Component I: S320GD or S350GD - EN 10346
 Component II: S275 - EN 10025-1
 S320GD or S350GD - EN 10346

Drilling capacity $\Sigma t_i \leq 6,00$ mm

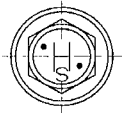
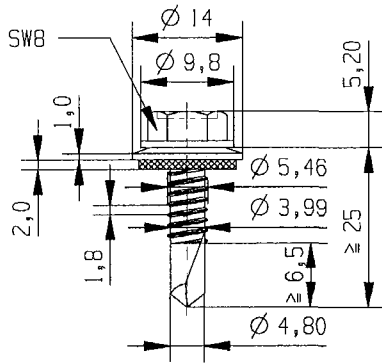
Timber substructures
 no performance determined

$t_{N,II}$ [mm]	1,50	2,00	2,50	3,00	4,00	6,00	—	—
$M_{t,nom}$	5 Nm							
$V_{R,k}$ [kN] for $t_{N,I}$ [mm]	0,50	—	—	—	—	—	—	—
	0,55	—	—	—	—	—	—	—
	0,63	2,40	—	2,70	ac	3,00	ac	3,30
	0,75	2,90	—	3,40	ac	3,90	ac	4,50
	0,88	3,20	—	4,10	ac	4,90	ac	5,70
	1,00	3,50	—	4,30	ac	5,60	ac	6,90
	1,13	4,00	—	5,10	—	6,20	—	7,20
	1,25	4,50	—	5,50	—	6,50	—	7,50
	1,50	5,40	—	6,80	—	7,40	—	8,10
	1,75	5,40	—	6,80	—	7,40	—	8,10
	2,00	7,20	—	7,20	—	7,40	—	8,10
$N_{R,k}$ [kN] for $t_{N,I}$ [mm]	0,50	0,92	—	1,67	ac	1,84	ac	1,84
	0,55	1,16	—	2,11	ac	2,32	ac	2,32
	0,63	1,70	—	3,10	ac	3,40	ac	3,40
	0,75	1,70	—	3,10	ac	4,30	ac	4,30
	0,88	1,70	—	3,10	ac	4,50	ac	5,20
	1,00	1,70	—	3,10	ac	4,50	ac	6,00
	1,13	1,70	—	3,10	—	4,50	—	6,00
	1,25	1,70	—	3,10	—	4,50	—	6,00
	1,50	1,70	—	3,10	—	4,50	—	6,00
	1,75	1,70	—	3,10	—	4,50	—	6,00
	2,00	1,70	—	3,10	—	4,50	—	6,00

Self drilling screw

S-MD 53 S 6,3 x L - 390
 with hexagon head and sealing washer $\geq \varnothing 16$ mm

Annex 34
 of European technical approval
ETA-10/0182



Materials

Fastener: stainless steel (1.4301) - EN 10088
 Washer: stainless steel (1.4301) - EN 10088
 Component I: S280GD or S320GD - EN 10346
 Component II: S235 - EN 10025-1
 S280GD or S320GD - EN 10346

Drilling capacity $\Sigma t_i \leq 5,50$ mm

Timber substructures

no performance determined

$t_{N,II}$ [mm]	1,50	2,00	2,50	3,00	4,00	6,00	—	—	
$M_{t,nom}$	5 Nm								
$V_{R,k}$ [kN] for $t_{N,I}$ [mm]	0,50	—	—	—	—	—	—	—	
	0,55	—	—	—	—	—	—	—	
	0,63	2,50	2,50	ac	2,60	ac	2,70	ac	
	0,75	2,80	—	2,80	ac	2,80	ac	3,70	ac
	0,88	3,00	—	3,00	ac	3,00	ac	3,70	a
	1,00	3,30	—	3,70	ac	4,30	ac	4,90	ac
	1,13	3,50	—	3,90	—	4,60	—	5,30	—
	1,25	3,80	—	4,10	—	4,90	—	5,80	—
	1,50	3,80	—	5,30	—	5,60	—	5,90	—
	1,75	3,80	—	5,30	—	5,60	—	5,90	—
	2,00	5,60	—	5,60	—	5,90	—	—	—
$N_{R,k}$ [kN] for $t_{N,I}$ [mm]	0,50	—	—	—	—	—	—	—	
	0,55	—	—	—	—	—	—	—	
	0,63	1,90	—	2,30	ac	2,30	ac	2,30	ac
	0,75	1,90	—	2,50	ac	3,20	ac	3,20	ac
	0,88	1,90	—	2,50	ac	3,30	ac	4,10	ac
	1,00	1,90	—	2,50	ac	3,30	ac	4,20	ac
	1,13	1,90	—	2,50	—	3,30	—	4,20	—
	1,25	1,90	—	2,50	—	3,30	—	4,20	—
	1,50	1,90	—	2,50	—	3,30	—	4,20	—
	1,75	1,90	—	2,50	—	3,30	—	4,20	—
	2,00	1,90	—	2,50	—	3,30	—	4,20	—

Self drilling screw

S-MD 43 S 5,5 x L
 with hexagon head and sealing washer $\geq \varnothing 14$ mm

Annex 35

of European technical approval

ETA-10/0182

Materials

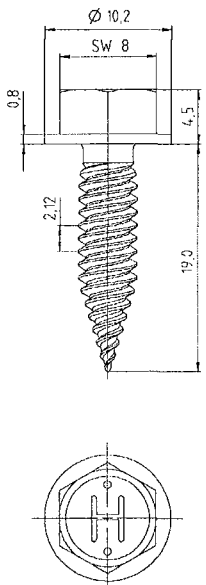
Fastener: stainless steel (1.4301) - EN 10088
 Washer: stainless steel (1.4301) - EN 10088
 Component I: S320GD or S350GD - EN 10346
 Component II: S275 - EN 10025-1
 S320GD or S350GD - EN 10346

Drilling capacity $\Sigma t_i \leq 5,50 \text{ mm}$

Timber substructures
 no performance determined

$t_{N,II}$ [mm]	1,50	2,00	2,50	3,00	4,00	6,00	—	—
$M_{L,nom}$	5 Nm							
$V_{R,k}$ [kN] for $t_{N,I}$ [mm]	0,50	—	—	—	—	—	—	—
	0,55	—	—	—	—	—	—	—
	0,63	2,70	—	2,70	ac	2,80	ac	2,90
	0,75	3,00	—	3,00	ac	3,30	ac	3,70
	0,88	3,30	—	3,30	ac	3,90	ac	4,50
	1,00	3,50	—	4,00	ac	4,70	ac	5,30
	1,13	3,80	—	4,20	—	5,00	—	5,80
	1,25	4,10	—	4,40	—	5,30	—	6,30
	1,50	4,80	—	5,70	—	6,10	—	7,00
	1,75	4,80	—	5,70	—	6,10	—	—
	2,00	6,10	—	6,10	—	6,40	—	—
$N_{R,k}$ [kN] for $t_{N,I}$ [mm]	0,50	—	—	—	—	—	—	—
	0,55	—	—	—	—	—	—	—
	0,63	2,10	—	2,60	ac	2,60	ac	2,60
	0,75	2,10	—	2,80	ac	3,60	ac	3,60
	0,88	2,10	—	2,80	ac	3,70	ac	4,50
	1,00	2,10	—	2,80	ac	3,70	ac	5,30
	1,13	2,10	—	2,80	—	3,70	—	6,10
	1,25	2,10	—	2,80	—	3,70	—	6,40
	1,50	2,10	—	2,80	—	3,70	—	—
	1,75	2,10	—	2,80	—	3,70	—	—
	2,00	2,10	—	2,80	—	3,70	—	—

Self drilling screw S-MD 43 S 5,5 x L - 390 with hexagon head and sealing washer $\geq \text{Ø}14 \text{ mm}$	Annex 36 of European technical approval ETA-10/0182
--	---



Materials
 Fastener: carbon steel
 case hardened and galvanized
 Washer: none
 Component I: S280GD, S320GD or S350GD - EN 10346
 Component II: S280GD, S320GD or S350GD - EN 10346

Drilling capacity $\Sigma t_i \leq 2,50$ mm

Timber substructures
 no performance determined

$t_{N,II}$ [mm]	0,50	0,55	0,63	0,75	0,88	1,00	1,13	1,25	1,50	1,75	2,00	
$M_{l,nom}$	$\Sigma t \leq 2 \times 0,75$ mm: 4 Nm				$\Sigma t > 2 \times 0,75$ mm: 8 Nm				—			
$V_{R,k}$ [kN] for $t_{N,I}$ [mm]	0,50	1,29	1,37	1,51	1,71	1,71	1,71	1,71	1,71	—	—	—
	0,55	1,29	1,54	1,65	1,82	1,82	1,82	1,82	2,05	—	—	—
	0,63	1,29	1,54	1,80	2,00	2,00	2,00	2,00	2,59	—	—	—
	0,75	1,29	1,54	1,80	2,27	2,27	2,27	2,84	3,40	—	—	—
	0,88	1,29	1,54	1,80	2,27	2,96	2,96	2,96	3,40	—	—	—
	1,00	1,29	1,54	1,80	2,27	2,96	3,64	3,64	3,64	—	—	—
	1,13	1,29	1,54	1,80	2,27	2,96	3,64	3,87	3,87	—	—	—
	1,25	1,29	1,54	1,80	2,27	2,96	3,64	3,87	4,10	—	—	—
	1,50	—	—	—	—	—	—	—	—	—	—	—
	1,75	—	—	—	—	—	—	—	—	—	—	—
	2,00	—	—	—	—	—	—	—	—	—	—	—
$N_{R,k}$ [kN] for $t_{N,I}$ [mm]	0,50	0,76	0,87	1,04	1,29	1,56	1,82	1,93	1,93	—	—	—
	0,55	0,76	0,87	1,04	1,29	1,56	1,82	2,09	2,25	—	—	—
	0,63	0,76	0,87	1,04	1,29	1,56	1,82	2,09	2,34	—	—	—
	0,75	0,76	0,87	1,04	1,29	1,56	1,82	2,09	2,34	—	—	—
	0,88	0,76	0,87	1,04	1,29	1,56	1,82	2,09	2,34	—	—	—
	1,00	0,76	0,87	1,04	1,29	1,56	1,82	2,09	2,34	—	—	—
	1,13	0,76	0,87	1,04	1,29	1,56	1,82	2,09	2,34	—	—	—
	1,25	0,76	0,87	1,04	1,29	1,56	1,82	2,09	2,34	—	—	—
	1,50	—	—	—	—	—	—	—	—	—	—	—
	1,75	—	—	—	—	—	—	—	—	—	—	—
	2,00	—	—	—	—	—	—	—	—	—	—	—

Self drilling screw

S-MS 01 Z 4,8 x 20
with hexagon head

Annex 37
of European technical approval
ETA-10/0182

Materials
 Fastener: stainless steel (1.4301) - EN 10088
 Washer: stainless steel (1.4301) - EN 10088
 Component I: S280GD or S320GD - EN 10346
 Component II: S235 - EN 10025-1
 S280GD or S320GD - EN 10346

Predrill diameter see table below

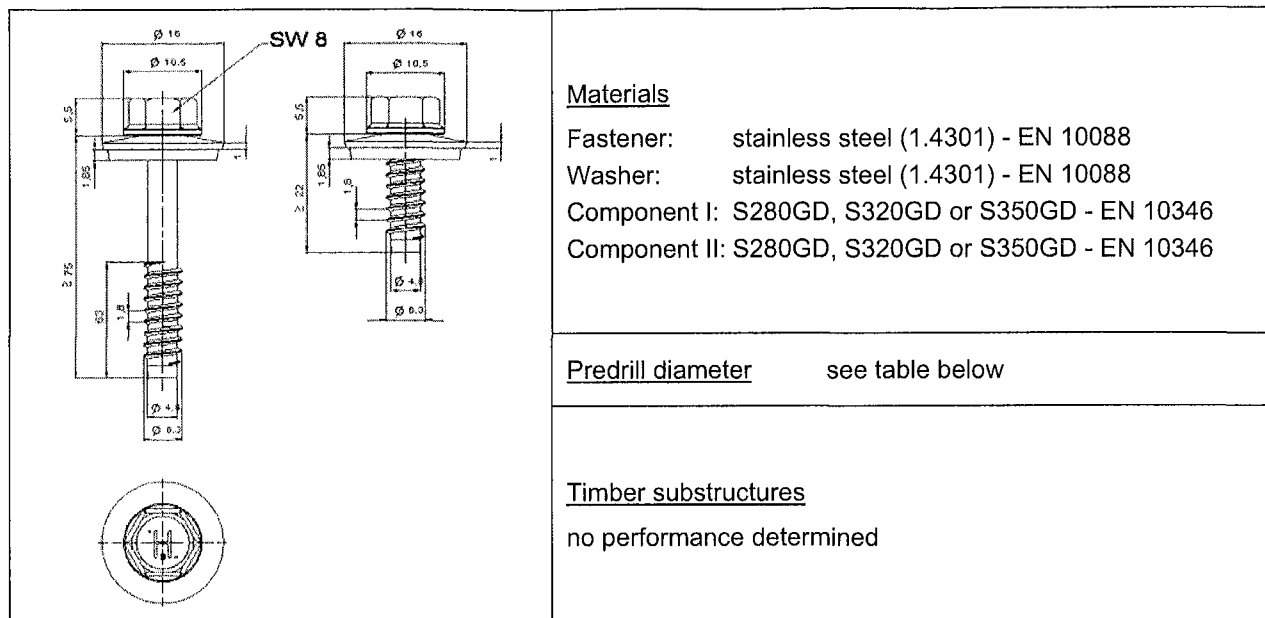
Timber substructures
 no performance determined

$t_{N,II}$ [mm]	1,25	1,50	2,00	3,00	4,00	6,00	$\geq 7,00$	—			
d_{pd} [mm]	$\varnothing 5,0$		$\varnothing 5,3$			$\varnothing 5,5$	$\varnothing 5,7$	—			
$M_{t,nom}$	5 Nm										
$V_{R,k}$ [kN] for $t_{N,I}$ [mm]	0,50	0,55	0,63	0,75	0,88	1,00	1,13	1,25	1,50	1,75	2,00
	—	—	2,50	2,60	2,80	3,20	3,40	3,60	3,70	3,70	5,00
	—	—	ac	ac	ac	ac	—	—	—	—	—
	—	—	2,70	3,10	3,20	3,60	4,00	4,20	4,40	4,70	6,30
	—	—	ac	ac	ac	ac	—	—	—	—	—
	—	—	2,90	3,30	3,80	4,10	4,60	5,00	5,70	6,20	7,90
	—	—	abcd	ac	ac	ac	ac	ac	—	—	—
	—	—	3,00	3,60	4,10	4,80	5,40	6,10	6,80	7,60	8,30
	—	—	abcd	ac	ac	ac	ac	ac	—	—	—
	—	—	3,10	3,70	4,30	4,90	5,60	6,30	7,10	7,70	8,40
	—	—	abcd	abcd	ac	ac	ac	ac	—	—	—
	—	—	3,10	3,70	4,40	5,10	5,80	6,50	7,30	8,10	9,40
	—	—	abcd	abcd	ac	ac	ac	ac	—	—	—
	—	—	3,10	3,70	4,40	5,10	5,80	6,50	7,30	8,10	9,40
	—	—	abcd	abcd	ac	ac	ac	ac	—	—	—
$N_{R,k}$ [kN] for $t_{N,I}$ [mm]	0,50	0,55	0,63	0,75	0,88	1,00	1,13	1,25	1,50	1,75	2,00
	0,97	1,23	1,80	2,00	2,00	2,00	2,00	2,00	2,00	2,00	2,00
	ac	ac	ac	ac	ac	—	—	—	—	—	—
	1,35	1,71	2,50	2,60	2,70	2,70	2,70	2,70	2,70	2,70	2,70
	ac	ac	ac	ac	ac	—	—	—	—	—	—
	1,51	1,91	2,80	3,10	3,30	3,40	3,60	3,60	3,60	3,60	3,60
	abcd	abcd	abcd	ac	ac	ac	ac	ac	ac	ac	ac
	1,51	1,91	2,80	3,60	3,80	4,00	4,40	4,80	5,60	5,80	6,00
	abcd	abcd	abcd	abcd	ac	ac	ac	ac	—	—	—
	1,51	1,91	2,80	3,60	3,80	4,00	4,40	4,90	5,90	6,90	7,30
	abcd	abcd	abcd	abcd	ac	ac	ac	ac	—	—	—
	1,51	1,91	2,80	3,60	3,80	4,00	4,40	4,90	5,90	7,10	7,60
	abcd	abcd	abcd	abcd	ac	ac	ac	ac	—	—	—

Self tapping screw

S-MP 52 S 6,3 x L
 with hexagon head and sealing washer $\geq \varnothing 16$ mm

Annex 38
 of European technical approval
ETA-10/0182



Materials

Fastener: stainless steel (1.4301) - EN 10088
 Washer: stainless steel (1.4301) - EN 10088
 Component I: S280GD, S320GD or S350GD - EN 10346
 Component II: S280GD, S320GD or S350GD - EN 10346

Predrill diameter see table below

Timber substructures

no performance determined

$t_{N,II}$ [mm]	1,25	1,50	2,00	3,00	4,00	6,00	$\geq 7,00$	—		
d_{pd} [mm]	$\phi 5,0$		$\phi 5,3$			$\phi 5,5$	$\phi 5,7$	—		
$M_{t,nom}$	5 Nm									
$V_{R,k}$ [kN] for $t_{N,I}$ [mm]	0,50	1,65 ac	1,72 ac	1,78 abcd	1,78 abcd	1,78 abcd	1,78 abcd	1,78 abcd	—	—
	0,55	2,08 ac	2,21 ac	2,34 abcd	2,34 abcd	2,34 abcd	2,34 abcd	2,34 abcd	—	—
	0,63	2,50 ac	2,70 ac	2,90 abcd	3,00 abcd	3,10 abcd	3,10 abcd	3,10 abcd	—	—
	0,75	2,60 ac	3,10 ac	3,30 ac	3,60 ac	3,70 abcd	3,70 abcd	3,70 abcd	—	—
	0,88	2,80 ac	3,20 ac	3,80 ac	4,10 ac	4,30 ac	4,40 ac	4,40 ac	—	—
	1,00	3,20 —	3,60 ac	4,10 ac	4,80 ac	4,90 ac	5,10 ac	5,10 ac	—	—
	1,13	3,40 —	4,00 —	4,60 ac	5,40 ac	5,60 ac	5,80 ac	5,80 ac	—	—
	1,25	3,60 —	4,20 —	5,00 ac	6,10 ac	6,30 ac	6,50 ac	6,50 ac	—	—
	1,50	3,70 —	4,40 —	5,70 —	6,80 —	7,10 —	7,30 —	7,30 —	—	—
	1,75	3,70 —	4,70 —	6,20 —	7,60 —	7,70 —	8,10 —	8,10 —	—	—
2,00	5,00 —	6,30 —	7,90 —	8,30 —	8,40 —	9,40 —	9,40 —	—	—	
$N_{R,k}$ [kN] for $t_{N,I}$ [mm]	0,50	0,97 ac	1,35 ac	1,51 abcd	1,51 abcd	1,51 abcd	1,51 abcd	1,51 abcd	—	—
	0,55	1,23 ac	1,71 ac	1,91 abcd	1,91 abcd	1,91 abcd	1,91 abcd	1,91 abcd	—	—
	0,63	1,80 ac	2,50 ac	2,80 abcd	2,80 abcd	2,80 abcd	2,80 abcd	2,80 abcd	—	—
	0,75	2,00 ac	2,60 ac	3,10 ac	3,60 ac	3,60 abcd	3,60 abcd	3,60 abcd	—	—
	0,88	2,00 ac	2,70 ac	3,30 ac	3,80 ac	3,80 ac	3,80 ac	3,80 ac	—	—
	1,00	2,00 —	2,70 ac	3,40 ac	4,00 ac	4,00 ac	4,00 ac	4,00 ac	—	—
	1,13	2,00 —	2,70 —	3,60 ac	4,40 ac	4,40 ac	4,40 ac	4,40 ac	—	—
	1,25	2,00 —	2,70 —	3,60 ac	4,80 ac	4,90 ac	4,90 ac	4,90 ac	—	—
	1,50	2,00 —	2,70 —	3,60 —	5,60 —	5,90 —	5,90 —	5,90 —	—	—
	1,75	2,00 —	2,70 —	3,60 —	5,80 —	6,90 —	7,10 —	7,10 —	—	—
2,00	2,00 —	2,70 —	3,60 —	6,00 —	7,30 —	7,60 —	7,60 —	—	—	

Self tapping screw	Annex 39 of European technical approval ETA-10/0182
S-MP 54 S 6,3 x L with hexagonal head and sealing washer $\geq \phi 16$ mm	

Materials
 Fastener: stainless steel (1.4301) - EN 10088
 Washer: stainless steel (1.4301) - EN 10088
 Component I: S280GD or S320GD - EN 10346
 Component II: S235 - EN 10025-1
 S280GD or S320GD - EN 10346

Predrill diameter see table below

Timber substructures
 performance determined with
 $M_{y,Rk} = 9,742 \text{ Nm}$
 $f_{ax,k} = 8,575 \text{ N/mm}^2$ for $l_{ef} \geq 26,0 \text{ mm}$

$t_{N,II}$ [mm]	0,63	0,75	0,88	1,00	1,13	1,25	1,50	$\geq 2,00$												
d_{pd} [mm]	$\varnothing 4,0$			$\varnothing 4,5$			$\varnothing 5,0$													
$M_{t,nom}$	3 Nm						5 Nm													
$V_{R,k}$ [kN] for $t_{N,I}$ [mm]	0,50	—	—	—	—	—	—	—	—	—	—	—	—							
	0,55	—	—	—	—	—	—	—	—	—	—	—	—							
	0,63	1,30	—	1,50	—	1,80	—	2,00	ac	2,30	ac	2,50	ac	2,90	ac	2,90	ac	2,90	ac	2,90
	0,75	1,40	—	1,60	—	1,90	—	2,20	ac	2,50	ac	2,60	ac	3,10	ac	3,50	ac	3,50	ac	3,50
	0,88	1,50	—	1,70	—	2,00	—	2,30	ac	2,60	ac	2,80	ac	3,20	ac	3,70	ac	3,70	ac	3,70
	1,00	1,50	—	1,80	—	2,10	—	2,50	—	2,80	—	3,10	—	3,60	—	3,90	ac	3,90	ac	3,90
	1,13	1,60	—	1,80	—	2,20	—	2,60	—	2,90	—	3,20	—	3,80	—	4,00	ac	4,00	ac	4,00
	1,25	1,60	—	1,90	—	2,30	—	2,70	—	3,00	—	3,30	—	4,00	—	4,10	ac	4,10	ac	4,10
	1,50	1,60	—	1,90	—	2,40	—	2,80	—	3,20	—	3,50	—	4,00	—	4,30	—	4,30	—	4,30
	1,75	1,60	—	1,90	—	2,40	—	2,80	—	3,20	—	3,50	—	4,00	—	4,30	—	4,30	—	4,30
	2,00	1,60	—	1,90	—	2,40	—	2,80	—	3,20	—	3,50	—	4,00	—	4,30	—	4,30	—	4,30
$N_{R,k}$ [kN] for $t_{N,I}$ [mm]	0,50	0,49	—	0,59	—	0,70	—	0,76	ac	0,86	ac	0,97	ac	1,13	ac	1,19	ac	1,19	ac	1,19
	0,55	0,61	—	0,75	—	0,89	—	0,95	ac	1,09	ac	1,23	ac	1,43	ac	1,50	ac	1,50	ac	1,50
	0,63	0,90	—	1,10	—	1,30	—	1,40	ac	1,60	ac	1,80	ac	2,10	ac	2,20	ac	2,20	ac	2,20
	0,75	0,90	—	1,10	—	1,30	—	1,40	ac	1,60	ac	1,80	ac	2,10	ac	2,80	ac	2,80	ac	2,80
	0,88	0,90	—	1,10	—	1,30	—	1,40	ac	1,60	ac	1,80	ac	2,10	ac	3,50	ac	3,50	ac	3,50
	1,00	0,90	—	1,10	—	1,30	—	1,40	—	1,60	—	1,80	—	2,20	—	3,60	ac	3,60	ac	3,60
	1,13	1,00	—	1,20	—	1,40	—	1,50	—	1,70	—	1,90	—	2,30	—	3,60	ac	3,60	ac	3,60
	1,25	1,00	—	1,20	—	1,40	—	1,50	—	1,70	—	1,90	—	2,30	—	3,60	ac	3,60	ac	3,60
	1,50	1,00	—	1,20	—	1,40	—	1,50	—	1,70	—	1,90	—	2,30	—	3,60	—	3,60	—	3,60
	1,75	1,00	—	1,20	—	1,40	—	1,50	—	1,70	—	1,90	—	2,30	—	3,60	—	3,60	—	3,60
	2,00	1,00	—	1,20	—	1,40	—	1,50	—	1,70	—	1,90	—	2,30	—	3,60	—	3,60	—	3,60

The values listed above in dependence on the screw-in length l_{ef} are valid for $k_{mod} = 0,90$ and timber strength grade C24 ($\rho_a = 350 \text{ kg/m}^3$). For other combinations of k_{mod} and timber strength grades see section 4.2.2.

Self tapping screw	Annex 40 of European technical approval ETA-10/0182
S-MP 53 S 6,5 x L with hexagon head and sealing washer $\geq \varnothing 16 \text{ mm}$	

Materials

Fastener: stainless steel (1.4567) - EN 10088
 Washer: stainless steel (1.4301) - EN 10088
 Component I: S280GD, S320GD or S350GD - EN 10346
 Component II: S235 - EN 10025-1
 S280GD, S320GD or S350GD - EN 10346

Drilling capacity $\Sigma t_i \leq 2,75 \text{ mm}$

Timber substructures
 performance determined with

$M_{y,Rk} = 4,429 \text{ Nm}$
 $f_{ax,k} = 8,575 \text{ N/mm}^2$ for $l_{ef} \geq 20,0 \text{ mm}$

$t_{N,II}$ [mm]	0,50	0,55	0,63	0,75	0,88	1,00	1,13	1,25	1,50	1,75	2,00		
$M_{t,nom}$	—												
$V_{R,k}$ [kN] for $t_{N,I}$ [mm]	0,50	0,55	0,63	0,75	0,88	1,00	1,13	1,25	1,50	1,75	2,00	bearing resistance of component I	
	—	—	—	—	—	—	—	—	—	—	—		1,36
	—	—	—	—	—	—	—	—	—	—	—		2,22
	—	—	1,12	1,12	1,12	1,12	1,12	1,12	1,12	1,12	1,12		2,22
	—	—	1,12	1,31	1,31	1,31	1,31	1,31	1,31	1,31	1,31		2,22
	—	—	1,12	1,31	1,92	1,92	1,92	1,92	1,92	1,92	—		2,22
	—	—	1,12	1,31	1,92	2,53	2,53	2,53	2,53	2,53	—		2,22
	—	—	1,12	1,31	1,92	2,53	2,53	2,53	2,53	—	—		2,22
	—	—	1,12	1,31	1,92	2,53	2,53	2,53	—	—	—		2,22
	—	—	1,12	1,31	1,92	2,53	—	—	—	—	—		2,22
	—	—	1,12	1,31	—	—	—	—	—	—	—	2,22	
$N_{R,k}$ [kN] for $t_{N,I}$ [mm]	0,50	0,55	0,63	0,75	0,88	1,00	1,13	1,25	1,50	1,75	2,00	pull-through resistance of component I	
	—	—	—	—	—	—	—	—	—	—	—		2,34
	—	—	—	—	—	—	—	—	—	—	—		2,34
	—	—	0,59	0,87	1,12	1,37	1,37	1,37	1,37	1,37	1,37		2,34
	—	—	0,59	0,87	1,12	1,37	1,37	1,37	1,37	1,37	1,37		2,34
	—	—	0,59	0,87	1,12	1,37	1,37	1,37	1,37	1,37	—		2,34
	—	—	0,59	0,87	1,12	1,37	1,37	1,37	1,37	—	—		2,34
	—	—	0,59	0,87	1,12	1,37	1,37	1,37	1,37	—	—		2,34
	—	—	0,59	0,87	1,12	1,37	1,37	1,37	—	—	—		2,34
	—	—	0,59	0,87	1,12	1,37	—	—	—	—	—		2,34

The values listed above in dependence on the screw-in length l_{ef} are valid for $k_{mod} = 0,90$ and timber strength grade C24 ($\rho_a = 350 \text{ kg/m}^3$). For other combinations of k_{mod} and timber strength grades see section 4.2.2.

Self drilling screw	Annex 41 of European technical approval ETA-10/0182
S-MD 31 PS 4,8 x L with round head with Torx® drive system and sealing washer $\varnothing 12 \text{ mm}$	

Materials
 Fastener: stainless steel (1.4567) - EN 10088
 Washer: stainless steel (1.4301) - EN 10088
 Component I: Al alloy with $R_{m,min} = 185 \text{ N/mm}^2$ - EN 573
 Component II: Al alloy with $R_{m,min} = 185 \text{ N/mm}^2$ - EN 573

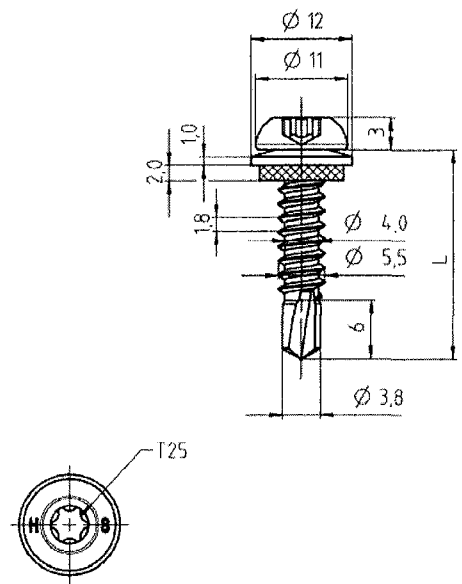
Drilling capacity $\Sigma t_i \leq 2,75 \text{ mm}$

Timber substructures
 performance determined with
 $M_{y,Rk} = 4,429 \text{ Nm}$
 $f_{ax,k} = 8,575 \text{ N/mm}^2$ for $l_{ef} \geq 20,0 \text{ mm}$

$t_{N,II}$ [mm]	0,50	0,60	0,70	0,80	0,90	1,00	1,10	1,20	1,30	1,40	1,50	
$M_{L,nom}$	—											
$V_{R,k}$ [kN] for $t_{N,i}$ [mm]	0,50	0,31	0,31	0,31	0,31	0,31	0,31	0,31	0,31	0,31	0,31	0,79
	0,60	0,31	0,42	0,42	0,42	0,42	0,42	0,42	0,42	0,42	0,42	0,93
	0,70	0,31	0,42	0,53	0,53	0,53	0,53	0,53	0,53	0,53	0,53	1,06
	0,80	0,31	0,42	0,53	0,70	0,70	0,70	0,70	0,70	0,70	0,70	1,28
	0,90	0,31	0,42	0,53	0,70	0,88	0,88	0,88	0,88	0,88	0,88	1,49
	1,00	0,31	0,42	0,53	0,70	0,88	1,05	1,05	1,05	1,05	1,05	1,71
	1,10	0,31	0,42	0,53	0,70	0,88	1,05	1,05	1,05	1,05	1,05	1,71
	1,20	0,31	0,42	0,53	0,70	0,88	1,05	1,05	1,05	1,05	1,05	1,71
	1,30	0,31	0,42	0,53	0,70	0,88	1,05	1,05	1,05	1,05	—	1,71
	1,40	0,31	0,42	0,53	0,70	0,88	1,05	1,05	1,05	—	—	1,71
	1,50	0,31	0,42	0,53	0,70	0,88	1,05	1,05	—	—	—	1,71
$N_{R,k}$ [kN] for $t_{N,i}$ [mm]	0,50	0,17	0,26	0,35	0,46	0,55	0,61	0,61	0,61	0,61	0,61	0,61
	0,60	0,17	0,26	0,35	0,46	0,55	0,61	0,70	0,70	0,70	0,70	0,70
	0,70	0,17	0,26	0,35	0,46	0,55	0,61	0,73	0,82	0,83	0,83	0,83
	0,80	0,17	0,26	0,35	0,46	0,55	0,61	0,73	0,82	0,91	0,99	0,99
	0,90	0,17	0,26	0,35	0,46	0,55	0,61	0,73	0,82	0,91	1,00	1,19
	1,00	0,17	0,26	0,35	0,46	0,55	0,61	0,73	0,82	0,91	1,00	1,42
	1,10	0,17	0,26	0,35	0,46	0,55	0,61	0,73	0,82	0,91	1,00	1,70
	1,20	0,17	0,26	0,35	0,46	0,55	0,61	0,73	0,82	0,91	1,05	2,02
	1,30	0,17	0,26	0,35	0,46	0,55	0,61	0,73	0,82	0,91	—	2,02
	1,40	0,17	0,26	0,35	0,46	0,55	0,61	0,73	0,82	0,91	—	2,02
	1,50	0,17	0,26	0,35	0,46	0,55	0,61	0,73	0,82	—	—	2,02

The values listed above in dependence on the screw-in length l_{ef} are valid for $k_{mod} = 0,90$ and timber strength grade C24 ($\rho_a = 350 \text{ kg/m}^3$). For other combinations of k_{mod} and timber strength grades see section 4.2.2.

Self drilling screw	Annex 42 of European technical approval ETA-10/0182
S-MD 31 PS 4,8 x L with round head with Torx® drive system and sealing washer $\varnothing 12 \text{ mm}$	



Materials
 Fastener: stainless steel (1.4567) - EN 10088
 Washer: stainless steel (1.4301) - EN 10088
 Component I: S280GD, S320GD or S350GD - EN 10346
 Component II: S235 - EN 10025-1
 S280GD, S320GD or S350GD - EN 10346

Drilling capacity $\Sigma t_i \leq 3,00$ mm

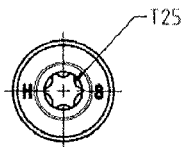
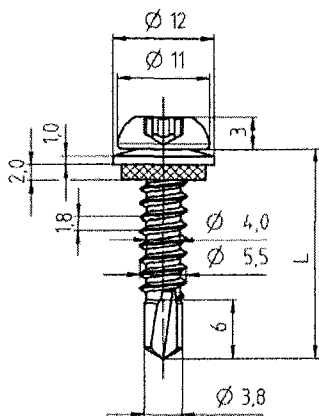
Timber substructures
 no performance determined

$t_{N,II}$ [mm]	0,63	0,75	0,88	1,00	1,13	1,25	1,50	1,75	2 x 0,63	2 x 0,75	2 x 0,88	2 x 1,00	2 x 1,13
$M_{t,nom}$	—												
$V_{R,k}$ [kN] for $t_{N,I}$ [mm]	0,50	—	—	—	—	—	—	—	—	—	—	—	—
	0,55	—	—	—	—	—	—	—	—	—	—	—	—
	0,63	1,13	1,38	1,38	1,38	1,38	1,38	1,38	2,04	2,04	2,04	2,04	2,04
	0,75	1,21	1,74	1,74	1,74	1,74	1,74	1,74	2,04	2,41	2,41	2,41	—
	0,88	1,21	1,74	2,19	2,19	2,19	2,19	2,19	2,04	2,41	2,41	2,41	—
	1,00	1,21	1,74	2,19	2,63	2,63	2,63	2,63	2,04	2,41	2,41	3,07	—
	1,13	1,21	1,74	2,19	2,63	2,63	2,63	2,63	2,04	2,41	2,41	—	—
	1,25	1,21	1,74	2,19	2,63	2,63	2,63	2,63	2,04	2,41	—	—	—
	1,50	1,21	1,74	2,19	2,63	2,63	2,63	—	2,04	2,41	—	—	—
	1,75	1,21	1,74	2,19	2,63	2,63	—	—	—	—	—	—	—
	2,00	1,21	1,74	2,19	2,63	—	—	—	—	—	—	—	—
$N_{R,k}$ [kN] for $t_{N,I}$ [mm]	0,50	—	—	—	—	—	—	—	—	—	—	—	—
	0,55	—	—	—	—	—	—	—	—	—	—	—	—
	0,63	0,66	0,89	1,14	1,39	1,66	1,91	1,91	1,37	2,15	2,34	2,34	2,34
	0,75	0,66	0,89	1,14	1,39	1,66	1,91	1,91	1,37	2,15	2,34	2,34	—
	0,88	0,66	0,89	1,14	1,39	1,66	1,91	1,91	1,37	2,15	2,34	2,34	—
	1,00	0,66	0,89	1,14	1,39	1,66	1,91	1,91	1,37	2,15	2,34	2,34	—
	1,13	0,66	0,89	1,14	1,39	1,66	1,91	1,91	1,37	2,15	2,34	—	—
	1,25	0,66	0,89	1,14	1,39	1,66	1,91	1,91	1,37	2,15	—	—	—
	1,50	0,66	0,89	1,14	1,39	1,66	1,91	1,91	1,37	2,15	—	—	—
	1,75	0,66	0,89	1,14	1,39	1,66	1,91	—	—	—	—	—	—
	2,00	0,66	0,89	1,14	1,39	—	—	—	—	—	—	—	—

Self drilling screw

S-MD 31 PS 5,5 x L
 with round head with Torx® drive system and sealing washer $\varnothing 12$ mm

Annex 43
 of European technical approval
ETA-10/0182



Materials

Fastener: stainless steel (1.4567) - EN 10088
 Washer: stainless steel (1.4301) - EN 10088
 Component I: Al alloy with $R_{m,min} = 185 \text{ N/mm}^2$ - EN 573
 Component II: Al alloy with $R_{m,min} = 185 \text{ N/mm}^2$ - EN 573

Drilling capacity $\Sigma t_i \leq 3,00 \text{ mm}$

Timber substructures

no performance determined

$t_{N,II}$ [mm]	0,50	0,60	0,70	0,80	0,90	1,00	1,50	2,00
$M_{t,nom}$	—							
$V_{R,K}$ [kN] for $t_{N,I}$ [mm]	0,50	0,35	0,48	0,60	0,60	0,60	0,60	0,60
	0,60	0,37	0,48	0,60	0,60	0,60	0,60	0,60
	0,70	0,39	0,50	0,60	0,60	0,60	0,60	0,60
	0,80	0,39	0,50	0,60	0,80	0,60	0,60	0,60
	0,90	0,39	0,50	0,60	0,80	1,00	0,60	0,60
	1,00	0,39	0,50	0,60	0,80	1,00	1,20	1,20
	1,10	0,39	0,50	0,60	0,80	1,00	1,20	1,20
	1,20	0,39	0,50	0,60	0,80	1,00	1,20	1,20
	1,30	0,39	0,50	0,60	0,80	1,00	1,20	1,20
	1,40	0,39	0,50	0,60	0,80	1,00	1,20	1,20
	1,50	0,39	0,50	0,60	0,80	1,00	1,20	1,20
$N_{R,K}$ [kN] for $t_{N,I}$ [mm]	0,50	0,23	0,31	0,39	0,53	0,61	0,61	0,61
	0,60	0,23	0,31	0,39	0,53	0,64	0,69	0,70
	0,70	0,23	0,31	0,39	0,53	0,64	0,69	0,83
	0,80	0,23	0,31	0,39	0,53	0,64	0,69	0,99
	0,90	0,23	0,31	0,39	0,53	0,64	0,69	1,19
	1,00	0,23	0,31	0,39	0,53	0,64	0,69	1,25
	1,10	0,23	0,31	0,39	0,53	0,64	0,69	1,25
	1,20	0,23	0,31	0,39	0,53	0,64	0,69	1,25
	1,30	0,23	0,31	0,39	0,53	0,64	0,69	1,25
	1,40	0,23	0,31	0,39	0,53	0,64	0,69	1,25
	1,50	0,23	0,31	0,39	0,53	0,64	0,69	1,25

Self drilling screw

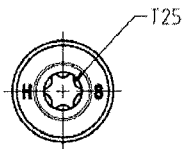
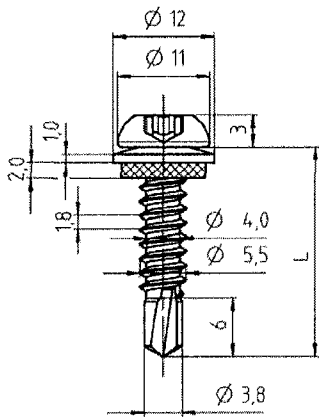
S-MD 31 PS 5,5 x L

with round head with Torx® drive system and sealing washer $\varnothing 12 \text{ mm}$

Annex 44

of European technical approval

ETA-10/0182



Materials

Fastener: stainless steel (1.4567) - EN 10088
 Washer: stainless steel (1.4301) - EN 10088
 Component I: Al alloy with $R_{m,min} = 185 \text{ N/mm}^2$ - EN 573
 Component II: S235 - EN 10025-1
 S280GD, S320GD or S350GD - EN 10346

Drilling capacity $\Sigma t_i \leq 3,00 \text{ mm}$

Timber substructures

no performance determined

$t_{N,II}$ [mm]	2 x 0,63	2 x 0,75	2 x 0,88	2 x 1,00	2 x 1,13	—	—	—
$M_{l,nom}$	—							
$V_{R,k}$ [kN] for $t_{N,I}$ [mm]	0,50	0,94	0,94	0,94	0,94	0,94	—	—
	0,60	0,94	0,94	0,94	0,94	0,94	—	—
	0,70	0,94	1,21	1,21	1,21	1,21	—	—
	0,80	0,94	1,21	1,21	1,21	—	—	—
	0,90	0,94	1,21	1,21	1,21	—	—	—
	1,00	0,94	1,21	1,21	1,21	—	—	—
	1,10	0,94	1,21	1,21	—	—	—	—
	1,20	0,94	1,21	1,21	—	—	—	—
	1,30	0,94	1,21	—	—	—	—	—
	1,40	0,94	1,21	—	—	—	—	—
	1,50	0,94	1,21	—	—	—	—	—
$N_{R,k}$ [kN] for $t_{N,I}$ [mm]	0,50	0,61	0,61	0,61	0,61	0,61	—	—
	0,60	0,70	0,70	0,70	0,70	0,70	—	—
	0,70	0,83	0,83	0,83	0,83	0,83	—	—
	0,80	0,99	0,99	0,99	0,99	—	—	—
	0,90	1,19	1,19	1,19	1,19	—	—	—
	1,00	1,37	1,42	1,42	1,42	—	—	—
	1,10	1,37	1,70	1,70	—	—	—	—
	1,20	1,37	2,02	2,02	—	—	—	—
	1,30	1,37	2,02	—	—	—	—	—
	1,40	1,37	2,02	—	—	—	—	—
	1,50	1,37	2,02	—	—	—	—	—

Self drilling screw

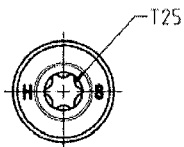
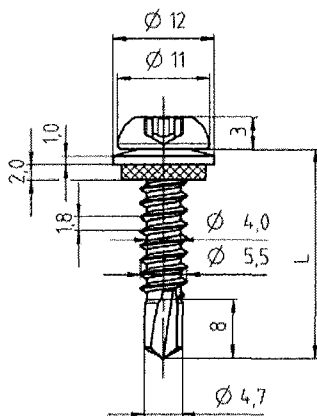
S-MD 31 PS 5,5 x L

with round head with Torx® drive system and sealing washer $\varnothing 12 \text{ mm}$

Annex 45

of European technical approval

ETA-10/0182



Materials

Fastener: stainless steel (1.4567) - EN 10088
 Washer: stainless steel (1.4301) - EN 10088
 Component I: S280GD, S320GD or S350GD - EN 10346
 Component II: Al alloy with $R_{m,min} = 185 \text{ N/mm}^2$ - EN 573

Drilling capacity $\Sigma t_i \leq 5,50 \text{ mm}$

Timber substructures

no performance determined

$t_{N,II}$ [mm]	1,00	1,50	2,00	2,50	3,00	—	—	—
$M_{I,nom}$	—							
$V_{R,x}$ [kN] for $t_{N,I}$ [mm]	0,50	—	—	—	—	—	—	—
	0,55	—	—	—	—	—	—	—
	0,63	1,10	1,10	1,10	1,10	—	—	—
	0,75	1,28	1,46	1,46	1,46	—	—	—
	0,88	1,32	1,73	1,73	1,73	—	—	—
	1,00	1,36	1,99	1,99	1,99	—	—	—
	1,13	1,36	1,99	1,99	1,99	—	—	—
	1,25	1,36	1,99	1,99	1,99	—	—	—
	1,50	1,36	1,99	1,99	1,99	—	—	—
	1,75	1,36	1,99	1,99	1,99	—	—	—
	2,00	1,36	1,99	1,99	1,99	—	—	—
$N_{R,x}$ [kN] for $t_{N,I}$ [mm]	0,50	—	—	—	—	—	—	—
	0,55	—	—	—	—	—	—	—
	0,63	0,34	0,78	1,17	1,66	2,34	—	—
	0,75	0,34	0,78	1,17	1,66	2,34	—	—
	0,88	0,34	0,78	1,17	1,66	2,34	—	—
	1,00	0,34	0,78	1,17	1,66	2,34	—	—
	1,13	0,34	0,78	1,17	1,66	2,34	—	—
	1,25	0,34	0,78	1,17	1,66	2,34	—	—
	1,50	0,34	0,78	1,17	1,66	2,34	—	—
	1,75	0,34	0,78	1,17	1,66	2,34	—	—
	2,00	0,34	0,78	1,17	1,66	2,34	—	—

Self drilling screw

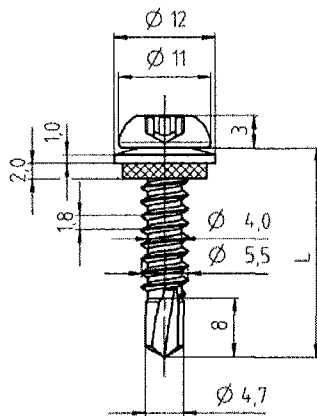
S-MD 33 PS 5,5 x L

with round head with Torx® drive system and sealing washer $\varnothing 12 \text{ mm}$

Annex 46

of European technical approval

ETA-10/0182



Materials

Fastener: stainless steel (1.4567) - EN 10088
 Washer: stainless steel (1.4301) - EN 10088
 Component I: S280GD, S320GD or S350GD - EN 10346
 Component II: S235 - EN 10025-1
 S280GD, S320GD or S350GD - EN 10346

Drilling capacity $\Sigma t_i \leq 5,50$ mm

Timber substructures

no performance determined

$t_{N,II}$ [mm]	0,75	0,88	1,00	1,25	2 x 0,75	2 x 0,88	2 x 1,00	2 x 1,25
$M_{t,nom}$	—							
$V_{R,k}$ [kN] for $t_{N,I}$ [mm]	0,50	—	—	—	—	—	—	—
	0,55	—	—	—	—	—	—	—
	0,63	—	—	—	—	—	—	—
	0,75	1,29	1,29	1,29	2,05	2,05	2,05	2,05
	0,88	1,29	1,81	1,81	2,05	2,56	2,56	2,56
	1,00	1,29	1,81	2,32	2,05	2,56	3,07	3,07
	1,13	1,29	1,81	2,32	2,05	2,56	3,07	3,07
	1,25	1,29	1,81	2,32	2,05	2,56	3,07	3,07
	1,50	1,29	1,81	2,32	2,05	2,56	3,07	3,07
	1,75	1,29	1,81	2,32	2,05	2,56	3,07	3,07
	2,00	1,29	1,81	2,32	2,05	2,56	3,07	3,07
$N_{R,k}$ [kN] for $t_{N,I}$ [mm]	0,50	—	—	—	—	—	—	—
	0,55	—	—	—	—	—	—	—
	0,63	0,45	0,65	0,85	0,97	1,24	1,51	1,91
	0,75	0,45	0,65	0,85	0,97	1,24	1,51	1,91
	0,88	0,45	0,65	0,85	0,97	1,24	1,51	1,91
	1,00	0,45	0,65	0,85	0,97	1,24	1,51	1,91
	1,13	0,45	0,65	0,85	0,97	1,24	1,51	1,91
	1,25	0,45	0,65	0,85	0,97	1,24	1,51	1,91
	1,50	0,45	0,65	0,85	0,97	1,24	1,51	1,91
	1,75	0,45	0,65	0,85	0,97	1,24	1,51	1,91
	2,00	0,45	0,65	0,85	0,97	1,24	1,51	1,91

Self drilling screw

S-MD 33 PS 5,5 x L

with round head with Torx® drive system and sealing washer $\varnothing 12$ mm

Annex 47

of European technical approval

ETA-10/0182

Materials

Fastener: stainless steel (1.4567) - EN 10088
 Washer: stainless steel (1.4301) - EN 10088
 Component I: Al alloy with $R_{m,min} = 185 \text{ N/mm}^2$ - EN 573
 Component II: Al alloy with $R_{m,min} = 185 \text{ N/mm}^2$ - EN 573

Drilling capacity $\Sigma t_i \leq 5,50 \text{ mm}$

Timber substructures
 no performance determined

$t_{N,II}$ [mm]	1,00	1,50	2,00	2,50	3,00	—	—	—
$M_{t,nom}$	—							
$V_{R,k}$ [kN] for $t_{N,I}$ [mm]	0,50	0,56	0,79	0,79	0,79	0,79	—	—
	0,60	0,65	0,91	0,91	0,91	0,91	—	—
	0,70	0,74	1,03	1,03	1,03	1,03	—	—
	0,80	0,85	1,10	1,10	1,10	1,10	—	—
	0,90	0,96	1,18	1,18	1,18	1,18	—	—
	1,00	1,07	1,25	1,25	1,25	1,25	—	—
	1,10	1,07	1,25	1,25	1,25	1,25	—	—
	1,20	1,07	1,25	1,25	1,25	1,25	—	—
	1,30	1,07	1,25	1,25	1,25	1,25	—	—
	1,40	1,07	1,25	1,25	1,25	1,25	—	—
1,50	1,07	1,25	1,25	1,25	1,25	—	—	
$N_{R,k}$ [kN] for $t_{N,I}$ [mm]	0,50	0,34	0,61	0,61	0,61	0,61	—	—
	0,60	0,34	0,70	0,70	0,70	0,70	—	—
	0,70	0,34	0,78	0,83	0,83	0,83	—	—
	0,80	0,34	0,78	0,99	0,99	0,99	—	—
	0,90	0,34	0,78	1,17	1,19	1,19	—	—
	1,00	0,34	0,78	1,17	1,42	1,42	—	—
	1,10	0,34	0,78	1,17	1,66	1,70	—	—
	1,20	0,34	0,78	1,17	1,66	2,02	—	—
	1,30	0,34	0,78	1,17	1,66	2,02	—	—
	1,40	0,34	0,78	1,17	1,66	2,02	—	—
1,50	0,34	0,78	1,17	1,66	2,02	—	—	

Self drilling screw S-MD 33 PS 5,5 x L with round head with Torx® drive system and sealing washer Ø12 mm	Annex 48 of European technical approval ETA-10/0182
---	---

Materials

Fastener: stainless steel (1.4567) - EN 10088
 Washer: stainless steel (1.4301) - EN 10088
 Component I: Al alloy with $R_{m,min} = 185 \text{ N/mm}^2$ - EN 573
 Component II: S235 - EN 10025-1
 S280GD, S320GD or S350GD - EN 10346

Drilling capacity $\Sigma t_i \leq 5,50 \text{ mm}$

Timber substructures
 no performance determined

$t_{N,II}$ [mm]	0,75	0,88	1,00	1,25	2 x 0,75	2 x 0,88	2 x 1,00	2 x 1,25
$M_{t,nom}$	—							
$V_{R,k}$ [kN] for $t_{N,I}$ [mm]	0,50	—	—	—	—	—	—	—
	0,60	—	—	—	—	—	—	—
	0,70	0,99	0,99	0,99	1,18	1,18	1,18	1,18
	0,80	0,99	0,99	0,99	1,18	1,18	1,18	1,18
	0,90	0,99	0,99	0,99	1,18	1,18	1,18	1,18
	1,00	0,99	0,99	1,31	1,31	1,18	1,18	1,18
	1,10	0,99	0,99	1,31	1,31	1,18	1,18	1,18
	1,20	0,99	0,99	1,31	1,31	1,18	1,18	1,18
	1,30	0,99	0,99	1,31	1,31	1,18	1,18	1,18
	1,40	0,99	0,99	1,31	1,31	1,18	1,18	1,18
	1,50	0,99	0,99	1,31	1,31	1,18	1,18	1,18
$N_{R,k}$ [kN] for $t_{N,I}$ [mm]	0,50	0,45	0,61	0,61	0,61	0,61	0,61	0,61
	0,60	0,45	0,65	0,70	0,70	0,70	0,70	0,70
	0,70	0,45	0,65	0,83	0,83	0,83	0,83	0,83
	0,80	0,45	0,65	0,85	0,99	0,97	0,99	0,99
	0,90	0,45	0,65	0,85	1,08	0,97	1,19	1,19
	1,00	0,45	0,65	0,85	1,08	0,97	1,24	1,42
	1,10	0,45	0,65	0,85	1,08	0,97	1,24	1,51
	1,20	0,45	0,65	0,85	1,08	0,97	1,24	1,51
	1,30	0,45	0,65	0,85	1,08	0,97	1,24	1,51
	1,40	0,45	0,65	0,85	1,08	0,97	1,24	1,51
	1,50	0,45	0,65	0,85	1,08	0,97	1,24	1,51

Self drilling screw S-MD 33 PS 5,5 x L with round head with Torx® drive system and sealing washer $\varnothing 12 \text{ mm}$	Annex 49 of European technical approval ETA-10/0182
--	---

Materials

Fastener: stainless steel (1.4567) - EN 10088
 Washer: stainless steel (1.4301) - EN 10088
 Component I: S280GD, S320GD or S350GD - EN 10346
 Component II: S235 - EN 10025-1
 S280GD, S320GD or S350GD - EN 10346

Drilling capacity $\Sigma t_i \leq 12,50 \text{ mm}$

Timber substructures
 no performance determined

$t_{N,II}$ [mm]	4,00	5,00	6,00	8,00	10,0	—	—	—
$M_{t,nom}$	—							
$V_{R,k}$ [kN] for $t_{N,I}$ [mm]	0,50	—	—	—	—	—	—	—
	0,55	—	—	—	—	—	—	—
	0,63	2,69	2,93	3,16	3,16	3,16	—	—
	0,75	2,95	3,11	3,27	3,27	3,27	—	—
	0,88	3,46	3,73	4,01	4,01	4,01	—	—
	1,00	3,97	4,36	4,74	4,74	4,74	—	—
	1,13	4,97	5,16	5,35	5,35	5,35	—	—
	1,25	5,97	5,97	5,97	5,97	5,97	—	—
	1,50	5,97	6,23	6,49	6,49	6,49	—	—
	1,75	5,97	6,33	6,69	6,69	6,69	—	—
2,00	5,97	6,43	6,89	6,89	6,89	—	—	
$N_{R,k}$ [kN] for $t_{N,I}$ [mm]	0,50	—	—	—	—	—	—	—
	0,55	—	—	—	—	—	—	—
	0,63	2,34	2,34	2,34	2,34	2,34	—	—
	0,75	2,34	2,34	2,34	2,34	2,34	—	—
	0,88	2,34	2,34	2,34	2,34	2,34	—	—
	1,00	2,34	2,34	2,34	2,34	2,34	—	—
	1,13	2,34	2,34	2,34	2,34	2,34	—	—
	1,25	2,34	2,34	2,34	2,34	2,34	—	—
	1,50	2,34	2,34	2,34	2,34	2,34	—	—
	1,75	2,34	2,34	2,34	2,34	2,34	—	—
2,00	2,34	2,34	2,34	2,34	2,34	—	—	

Self drilling screw	Annex 50 of European technical approval ETA-10/0182
S-MD 35 PS 5,5 x L with round head with Torx® drive system and sealing washer $\varnothing 12 \text{ mm}$	

Materials

Fastener: stainless steel (1.4567) - EN 10088
 Washer: stainless steel (1.4301) - EN 10088
 Component I: Al alloy with $R_{m,min} = 185 \text{ N/mm}^2$ - EN 573
 Component II: S235 - EN 10025-1
 S280GD, S320GD or S350GD - EN 10346

Drilling capacity $\Sigma t_i \leq 12,50 \text{ mm}$

Timber substructures
 no performance determined

$t_{N,II}$ [mm]	4,00	5,00	6,00	8,00	10,0	—	—	—	
$M_{t,nom}$	—						—		
$V_{R,k}$ [kN] for $t_{N,I}$ [mm]	0,50	1,03	1,03	1,03	1,03	1,03	—	—	
	0,60	1,27	1,27	1,27	1,27	1,27	—	—	
	0,70	1,51	1,51	1,51	1,51	1,51	—	—	
	0,80	1,79	1,79	1,79	1,79	1,79	—	—	
	0,90	2,07	2,07	2,07	2,07	2,07	—	—	
	1,00	2,35	2,35	2,35	2,35	2,35	—	—	
	1,10	2,35	2,35	2,35	2,35	2,35	—	—	
	1,20	2,35	2,35	2,35	2,35	2,35	—	—	
	1,30	2,35	2,35	2,35	2,35	2,35	—	—	
	1,40	2,35	2,35	2,35	2,35	2,35	—	—	
1,50	2,35	2,35	2,35	2,35	2,35	—	—		
$N_{R,k}$ [kN] for $t_{N,I}$ [mm]	0,50	0,61	0,61	0,61	0,61	0,61	—	—	
	0,60	0,70	0,70	0,70	0,70	0,70	—	—	
	0,70	0,83	0,83	0,83	0,83	0,83	—	—	
	0,80	0,99	0,99	0,99	0,99	0,99	—	—	
	0,90	1,19	1,19	1,19	1,19	1,19	—	—	
	1,00	1,42	1,42	1,42	1,42	1,42	—	—	
	1,10	1,70	1,70	1,70	1,70	1,70	—	—	
	1,20	2,02	2,02	2,02	2,02	2,02	—	—	
	1,30	2,02	2,02	2,02	2,02	2,02	—	—	
	1,40	2,02	2,02	2,02	2,02	2,02	—	—	
1,50	2,02	2,02	2,02	2,02	2,02	—	—		

Self drilling screw S-MD 35 PS 5,5 x L with round head with Torx® drive system and sealing washer $\varnothing 12 \text{ mm}$	Annex 51 of European technical approval ETA-10/0182
--	---