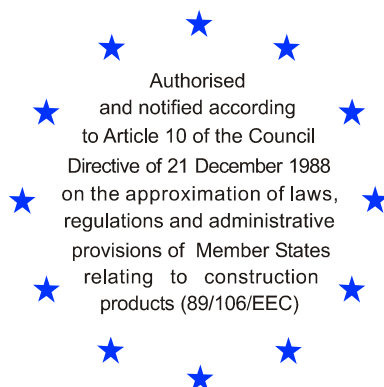


# Deutsches Institut für Bautechnik

Anstalt des öffentlichen Rechts

Kolonnenstr. 30 B  
10829 Berlin  
Germany

Tel.: +49(0)30 787 30 0  
Fax: +49(0)30 787 30 320  
E-mail: [dibt@dibt.de](mailto:dibt@dibt.de)  
Internet: [www.dibt.de](http://www.dibt.de)



# DIBt

Mitglied der EOTA  
*Member of EOTA*

## European Technical Approval ETA-10/0200

English translation prepared by DIBt - Original version in German language

Handelsbezeichnung  
*Trade name*

Befestigungsschrauben JA, JB, JT und JZ  
*Fastening screws JA, JB, JT and JZ*

Zulassungsinhaber  
*Holder of approval*

EJOT Baubefestigungen GmbH  
In der Stockwiese 35  
57334 Bad Laasphe  
DEUTSCHLAND

Zulassungsgegenstand  
und Verwendungszweck  
*Generic type and use  
of construction product*

Befestigungsschrauben für Bauteile und Bleche aus Metall  
*Fastening screws for metal members and sheeting*

Geltungsdauer: vom  
*Validity: from*  
bis  
*to*

17 August 2010  
17 August 2015

Herstellwerk  
*Manufacturing plant*

EJOT Baubefestigungen GmbH  
In der Stockwiese 35  
57334 Bad Laasphe  
DEUTSCHLAND

Diese Zulassung umfasst  
*This Approval contains*

57 Seiten einschließlich 48 Anhänge  
*57 pages including 48 annexes*



Europäische Organisation für Technische Zulassungen  
European Organisation for Technical Approvals

## **I LEGAL BASES AND GENERAL CONDITIONS**

- 1 This European technical approval is issued by Deutsches Institut für Bautechnik in accordance with:
  - Council Directive 89/106/EEC of 21 December 1988 on the approximation of laws, regulations and administrative provisions of Member States relating to construction products<sup>1</sup>, modified by Council Directive 93/68/EEC<sup>2</sup> and Regulation (EC) N° 1882/2003 of the European Parliament and of the Council<sup>3</sup>;
  - Gesetz über das In-Verkehr-Bringen von und den freien Warenverkehr mit Bauprodukten zur Umsetzung der Richtlinie 89/106/EWG des Rates vom 21. Dezember 1988 zur Angleichung der Rechts- und Verwaltungsvorschriften der Mitgliedstaaten über Bauprodukte und anderer Rechtsakte der Europäischen Gemeinschaften (Bauprodukten-gesetz - BauPG) vom 28. April 1998<sup>4</sup>, as amended by law of 31 October 2006<sup>5</sup>;
  - Common Procedural Rules for Requesting, Preparing and the Granting of European technical approvals set out in the Annex to Commission Decision 94/23/EC<sup>6</sup>.
- 2 Deutsches Institut für Bautechnik is authorized to check whether the provisions of this European technical approval are met. Checking may take place in the manufacturing plant. Nevertheless, the responsibility for the conformity of the products to the European technical approval and for their fitness for the intended use remains with the holder of the European technical approval.
- 3 This European technical approval is not to be transferred to manufacturers or agents of manufacturers other than those indicated on page 1, or manufacturing plants other than those indicated on page 1 of this European technical approval.
- 4 This European technical approval may be withdrawn by Deutsches Institut für Bautechnik, in particular pursuant to information by the Commission according to Article 5(1) of Council Directive 89/106/EEC.
- 5 Reproduction of this European technical approval including transmission by electronic means shall be in full. However, partial reproduction can be made with the written consent of Deutsches Institut für Bautechnik. In this case partial reproduction has to be designated as such. Texts and drawings of advertising brochures shall not contradict or misuse the European technical approval.
- 6 The European technical approval is issued by the approval body in its official language. This version corresponds fully to the version circulated within EOTA. Translations into other languages have to be designated as such.

---

1 Official Journal of the European Communities L 40, 11 February 1989, p. 12  
2 Official Journal of the European Communities L 220, 30 August 1993, p. 1  
3 Official Journal of the European Union L 284, 31 October 2003, p. 25  
4 *Bundesgesetzblatt Teil I* 1998, p. 812  
5 *Bundesgesetzblatt Teil I* 2006, p. 2407, 2416  
6 Official Journal of the European Communities L 17, 20 January 1994, p. 34

## II SPECIFIC CONDITIONS OF THE EUROPEAN TECHNICAL APPROVAL

### 1 Definition of the product and intended use

#### 1.1 Definition of the construction product

The EJOT fastening screws are self drilling and self tapping screws listed in Table 1. The fastening screws are made of stainless steel or case hardened carbon steel. They are partly completed with metallic washers and EPDM sealing rings. For details see the appropriate Annexes.

Examples of fastening screws and the corresponding connections are shown in Annex 1.

The fastening screws and the corresponding connections are subject to tension and shear forces.

**Table 1** Different types of fastening screws

No.	Fastening screw	Description	Annex
1	JT2-2-4,2 x L JT2-3-4,8 x L	with hexagon head or round head with Phillips®, Pozidriv® or Torx® drive system	Annex 6
2	JT2-2H/3-4,8 x L	with undercut, hexagon head and sealing washer $\geq \varnothing 14$ mm	Annex 7
3	JT2-2H-4,8 x L	with undercut and hexagon head	Annex 8
4	JT2-T-2H-4,8 x L	with undercut and round head with Torx® drive system	Annex 9
5	JT2-2H-5,5 x L	with undercut, hexagon head and sealing washer $\geq \varnothing 16$ mm	Annex 10
6	JT2-3H-5,5 x L	with undercut, hexagon head and sealing washer $\geq \varnothing 16$ mm	Annex 11
7	JT2-3H-5,5 x L	with undercut, hexagon head and sealing washer $\geq \varnothing 16$ mm	Annex 12
8	JT2-3-5,5 x L	with hexagon head	Annex 13
9	JT2-3-5,5 x L	with hexagon head and sealing washer $\geq \varnothing 16$ mm	Annex 14
10	JT2-6-5,5 x L	with hexagon head	Annex 15
11	JT2-6-5,5 x L	with hexagon head and sealing washer $\geq \varnothing 16$ mm	Annex 16
12	JT2-8-5,5 x L	with hexagon head	Annex 17
13	JT2-8-5,5 x L	with hexagon head and sealing washer $\geq \varnothing 16$ mm	Annex 18
14	JT2-6-6,3 x L	with hexagon head	Annex 19
15	JT2-6-6,3 x L	with hexagon head and sealing washer $\geq \varnothing 16$ mm	Annex 20
16	JT2-12-5,5 x L	with hexagon head and sealing washer $\geq \varnothing 16$ mm	Annex 21
17	JT2-12-5,5 x L	with hexagon head and sealing washer $\geq \varnothing 16$ mm	Annex 22
18	JT3-2H-4,8 x L JT6-2H-4,8 x L	with undercut and hexagon head and sealing washer $\geq \varnothing 14$ mm	Annex 23
19	JT3-3H-4,8 x L JT6-3H-4,8 x L	with undercut, hexagon head and sealing washer $\geq \varnothing 14$ mm	Annex 24
20	JT3-FR-2H-4,8 x L JT6-FR-2H-4,8 x L	with undercut, round head with Torx® drive system and sealing washer $\geq \varnothing 11$ mm	Annex 25

21	JT3-2H-5,5 x L JT6-2H-5,5 x L	with undercut, hexagon head and sealing washer $\geq \varnothing 16$ mm	Annex 26
22	JT3-2H Plus - 5,5 x L JT6-2H Plus - 5,5 x L JT3-FR-2H Plus - 5,5 x L JT6-FR-2H Plus - 5,5 x L	with undercut, hexagon head or round head with Torx® drive system and sealing washer $\geq \varnothing 16$ mm	Annex 27
23	JT3-2H Plus - 5,5 x L JT6-2H Plus - 5,5 x L JT3-FR-2H Plus - 5,5 x L JT6-FR-2H Plus - 5,5 x L	with undercut, hexagon head or round head with Torx® drive system and sealing washer $\geq \varnothing 16$ mm	Annex 28
24	JT3-FR-2H Plus-5,5 x L JT6-FR-2H Plus-5,5 x L	with undercut, round head with Torx® drive system and sealing washer $\geq \varnothing 11$ mm	Annex 29
25	JT3-FR-2H Plus-5,5 x L JT6-FR-2H Plus-5,5 x L	with undercut, round head with Torx® drive system and sealing washer $\geq \varnothing 11$ mm	Annex 30
26	JT3-3H-5,5 x L JT6-3H-5,5 x L JT3-FR-3H-5,5 x L JT6-FR-3H-5,5 x L	with undercut, hexagon head or round head with Torx® drive system and sealing washer $\geq \varnothing 16$ mm	Annex 31
27	JT3-3H-5,5 x L JT6-3H-5,5 x L JT3-FR-3H-5,5 x L JT6-FR-3H-5,5 x L	with undercut, hexagon head or round head with Torx® drive system and sealing washer $\geq \varnothing 16$ mm	Annex 32
28	JT3-3-5,5 x L JT6-3-5,5 x L JT3-FR-3-5,5 x L JT6-FR-3-5,5 x L	with hexagon head or round head with Torx® drive system and sealing washer $\geq \varnothing 16$ mm	Annex 33
29	JT3-6-5,5 x L JT6-6-5,5 x L JT3-FR-6-5,5 x L JT6-FR-6-5,5 x L	with hexagon head or round head with Torx® drive system and sealing washer $\geq \varnothing 16$ mm	Annex 34
30	JT3-12-5,5 x L JT6-12-5,5 x L JT3-FR-12-5,5 x L JT6-FR-12-5,5 x L	with hexagon head or round head with Torx® drive system and sealing washer $\geq \varnothing 16$ mm	Annex 35
31	JT3-12-5,5 x L JT6-12-5,5 x L JT3-FR-12-5,5 x L JT6-FR-12-5,5 x L	with hexagon head or round head with Torx® drive system and sealing washer $\geq \varnothing 16$ mm	Annex 36
32	JT3-6-6,3 x L JT6-6-6,3 x L	with hexagon head and sealing washer $\geq \varnothing 16$ mm	Annex 37
33 <sup>*)</sup>	JT3-2-6,5 x L JT6-2-6,5 x L	with hexagon head and sealing washer $\geq \varnothing 16$ mm	Annex 38
34 <sup>*)</sup>	JT3-2-6,5 x L JT6-2-6,5 x L	with hexagon head and sealing washer $\geq \varnothing 16$ mm	Annex 39
35 <sup>*)</sup>	JA1-6,5 x L	with hexagon head and sealing washer $\geq \varnothing 16$ mm	Annex 40
36	JZ1-6,3 x L JB1-6,3 x L	with hexagon head and sealing washer $\geq \varnothing 16$ mm	Annex 41
37	JZ1-6,3 x L	with hexagon head and sealing washer $\geq \varnothing 22$ mm	Annex 42
38 <sup>*)</sup>	JA3-6,5 x L	with hexagon head and sealing washer $\geq \varnothing 16$ mm	Annex 43
39	JZ3-6,3 x L JB3-6,3 x L	with hexagon head and sealing washer $\geq \varnothing 16$ mm	Annex 44

40	JZ3-6,3 x L	with hexagon head and sealing washer $\geq \varnothing 22$ mm	Annex 45
41	JZ3-8,0 x L	with hexagon head and sealing washer $\geq \varnothing 22$ mm	Annex 46
42	JZ7-6,3 x L JB7-6,3 x L	with hexagon head and sealing washer $\geq \varnothing 16$ mm	Annex 47
43	JZ7-6,3 x L JB7-6,3 x L	with hexagon head and sealing washer $\geq \varnothing 22$ mm	Annex 48

\*) These fastening screws are applicable for fastening to timber substructures

## 1.2 Intended use

The fastening screws are intended to be used for fastening steel sheeting to steel substructures and as far as stated in Table 1 to timber substructures. The sheeting can either be used as wall or roof cladding or as load bearing wall and roof element.

The fastening screws can also be used for the fastening of other thin gauge steel members.

The component to be fastened is component I and the substructure is component II.

The intended use comprises fastening screws and connections for indoor and outdoor applications. Fastening screws which are made of stainless steel are intended to be used in external environments with a high or very high corrosion category.

The intended use comprises connections with predominantly static loads (e.g. wind loads, dead loads).

The provisions made in this European technical approval are based on an assumed working life of the fastening screws of 25 years. The indications given on the working life cannot be interpreted as a guarantee given by the producer, but are to be regarded only as a means for choosing the right products in relation to the expected economically reasonable working life of the works.

## 2 Characteristics of product and methods of verification

### 2.1 Characteristics of product

The fastening screws shall correspond to the drawings given in the appropriate Annexes (see Table 1).

The characteristic material values, dimensions and tolerances of the fastening screws neither indicated in this section nor in the Annexes shall correspond to the respective values laid down in the technical documentation<sup>7</sup> to this European technical approval.

The characteristic values of the shear and tension resistance of the connections made with the fastening screws are given in the appropriate Annexes or in section 4.2.

The fastening screws are considered to satisfy the requirements of performance class A1 of the characteristic reaction to fire.

<sup>7</sup> The technical documentation to this European technical approval is deposited at Deutsches Institut für Bautechnik and, as far as relevant for the tasks of the approved bodies involved in the attestation of conformity procedure is handed over to the approved bodies.

## **2.2 Methods of verification**

The assessment of the fitness of the fastening screws for the intended use in relation to the Essential Requirements ER 1 (Mechanical resistance and stability), ER 2 (Safety in case of fire), ER 4 (Safety in use) and additional aspects of durability has been made in accordance with section 3.2 of the Common Procedural Rules for Requesting, Preparing and the Granting of European technical approvals set out in the Annex to Commission Decision 94/23/EC<sup>6</sup>.

The assessment of the resistance to fire performance is only relevant to the assembled system (fastening screws, sheeting, substructure) which is not part of the ETA.

The fastening screws are considered to satisfy the requirements of performance class A 1 of the characteristic reaction to fire, in accordance with the provisions of the EC Decision 96/603/EC (as amended) without the need for testing on the basis of its listing in that decision.

Concerning Essential Requirements No. 1 (Mechanical resistance and stability) and No. 4 (Safety in use) the following applies:

The characteristic values of resistance given in the Annexes were determined by shear and tension tests.

The formulas to calculate the design resistance are given in clause 4.2.1.

## **3 Evaluation and attestation of conformity and CE marking**

### **3.1 System of attestation of conformity**

According to the Decision 99/92 of the European Commission<sup>8</sup> system 3 of the attestation of conformity applies.

This system of attestation of conformity is defined as follows:

System 3: Declaration of conformity of the product by the manufacturer on the basis of:

- (a) Tasks for the manufacturer:
  - (1) factory production control;
- (b) Tasks for the approved body:
  - (2) initial type-testing of the product.

Note: Approved bodies are also referred to as "notified bodies".

### **3.2 Responsibilities**

#### **3.2.1 Tasks for the manufacturer**

##### **3.2.1.1 Factory production control**

The manufacturer shall exercise permanent internal control of production. All the elements, requirements and provisions adopted by the manufacturer shall be documented in a systematic manner in the form of written policies and procedures, including records of results performed. This production control system shall insure that the product is in conformity with this European technical approval.

The manufacturer may only use initial materials stated in the technical documentation of this European technical approval.

The factory production control shall be in accordance with the "control plan of September 2010 relating to the European technical approval ETA-10/0200 issued on 17 August 2010" which is part of the technical documentation of this European technical approval. The control plan is laid down in the context of the factory production control system operated by the manufacturer and deposited with Deutsches Institut für Bautechnik.<sup>9</sup>

---

<sup>8</sup> Official Journal of the European Communities L 80 of 18.03.1998.

<sup>9</sup> The "control plan" is a confidential part of the European technical approval and only handed over to the approved body involved in the procedure of attestation of conformity. See section 3.2.2.

The results of factory production control shall be recorded and evaluated in accordance with the provisions of the control plan.

#### 3.2.1.2 Other tasks for the manufacturer

The manufacturer shall, on the basis of a contract, involve a body which is approved for the tasks referred to in section 3.1 in the field of fastening screws in order to undertake the actions laid down in section 3.2.2. For this purpose, the control plan referred to in sections 3.2.1.1 and 3.2.2 shall be handed over by the manufacturer to the approved body involved.

The manufacturer shall make a declaration of conformity, stating that the construction product is in conformity with the provisions of the European technical approval ETA-10/200 issued on 17 August 2010.

#### 3.2.2 Tasks for the approved bodies

The approved body shall perform the

- initial type-testing of the product,

in accordance with the provisions laid down in the control plan.

The approved body shall retain the essential points of its actions referred to above and state the results obtained and conclusions drawn in written reports.

### 3.3 CE marking

The CE marking shall be affixed on each packaging of fastening screws. The letters "CE" shall be followed by the identification number of the approved certification body, where relevant, and be accompanied by the following additional information:

- the name and address of the producer (legal entity responsible for the manufacture),
- the last two digits of the year in which the CE marking was affixed,
- the number of the European technical approval,
- the name of the product.

## 4 Assumptions under which the fitness of the product for the intended use was favourably assessed

### 4.1 Manufacturing

The fastening screws are manufactured in accordance with the provisions of the European technical approval using the manufacturing process as laid down in the technical documentation.

The European technical approval is issued for the product on the basis of agreed data/information, deposited with Deutsches Institut für Bautechnik, which identifies the product that has been assessed and judged. Changes to the product or production process, which could result in this deposited data/information being incorrect, should be notified to Deutsches Institut für Bautechnik before the changes are introduced. Deutsches Institut für Bautechnik will decide whether or not such changes affect the approval and consequently the validity of the CE marking on the basis of the approval and if so whether further assessment or alterations to the approval shall be necessary.

### 4.2 Design

#### 4.2.1 General

Fastening screws completely or partly exposed to external weather or similar conditions are made of stainless steel or are protected against corrosion. For the corrosion protection the rules given in EN 1090-2:2008, EN 1993-1-3:2006 and EN 1993-1-4:2006 are taken into account.

For the types of connection (a, b, c, d) listed in the Annexes it is not necessary to take into account the effect of constraints due to temperature. For other types of connection it shall be considered for design as long as constraining forces due to temperature do not occur or are not significant (e. g. sufficient flexibility of the structure).

The loading is predominantly static. (Remark: Wind loads are regarded as predominantly static.)

Dimensions, material properties, torque moments  $M_{t, norm}$ , minimum effective screw-in length  $l_{ef}$  and nominal material thicknesses  $t_N$  as stated in the ETA or in the Annexes are observed.

The verification concept stated in EN 1990:2002 is used for the design of the connections made with the fastening screws. The characteristic values (shear and tension resistance) stated in the Annexes are used for the design of the entire connections.

The following formulas are used to calculate the values of design resistance:

$$N_{Rd} = \frac{N_{Rk}}{\gamma_M}$$

$$V_{Rd} = \frac{V_{Rk}}{\gamma_M}$$

The recommended partial safety factor  $\gamma_M = 1.33$  is used in order to determine the corresponding design resistances, provided no values are given in national regulations of the member state in which the fastening screws are used or in the respective National Annex to Eurocode 3.

In case of combined tension and shear forces the linear interaction formula according to EN 1993-1-3:2006, section 8.3 (8) is taken into account.

$$\frac{N_{Sd}}{N_{Rd}} + \frac{V_{Sd}}{V_{Rd}} \leq 1.0$$

The possibly required reduction of the tension resistance due to the position of the fastener is taken into account in accordance with EN 1993-1-3:2006, section 8.3 (7) and Fig. 8.2.

#### 4.2.2 Additional rules for connections with timber substructures

As far as no other provisions are made in the following EN 1995-1-1:2004 + A1:2008 applies.

Drill points of self drilling screws are not taken into account for the effective screw-in length.

The following terms are used:

$l_g$  - Screw-in length – part of thread screwed into component II including drill point.

$l_b$  - Length of unthreaded part of the drill-point.

$l_{ef}$  - effective screw-in length  $l_{ef} = l_g - l_b$

$N_{R,k} = F_{ax,Rk} \cdot k_{mod}$

$V_{R,k} = F_{v,Rk} \cdot k_{mod}$

$F_{ax,Rk}$  according to EN 1995-1-1:2004 + A1:2008, equation (8.40a)

Remark:  $F_{ax,Rk} = F_{ax,\alpha,Rk}$  with  $\alpha = 90^\circ$

$F_{v,Rk}$  according to EN 1995-1-1:2004 + A1:2008, clause 8.2.3

$k_{mod}$  according to EN 1995-1-1:2004 + A1:2008, Table 3.1

$M_{y,Rk}$  in equation (8.9) of EN 1995-1-1:2004 + A1:2008 and  $f_{ax,k}$  in equation (8.40a) of EN 1995-1-1:2004 + A1:2008 are given in the Annexes of this ETA.

The characteristic values for pullout and bearing resistance (timber substructure) calculated according to EN 1995-1-1:2004 + A1:2008 are compared with the characteristic values for component I (pull over and bearing resistance) stated in the right column of the table in the appropriate Annexes. The lower value is used for further calculations.



#### 4.2.3 Special application for perforated sheets

For the fastening of perforated sheets according to Annexes 2, 3, 4 and 5 the characteristic values given in these annexes apply.

#### 4.3 Installation

The installation is only carried out according to the manufacturer's instructions. The manufacturer hands over the assembly instructions to the assembler.

It is guaranteed by the execution that no bimetallic corrosion will occur.

For regular shear forces the components I and II are directly connected to each other so that the fastening screws do not get additional bending. The use of compression resistant thermal insulation strips up to a thickness of 3 mm is allowed.

The fastening screws are fixed rectangular to the surface of the components to guarantee a correct load bearing and if necessary rain-proof connection.

Fastening screws for steel substructures are screwed in with the cylindrical part of the thread at least 6 mm if the substructure has a thickness over 6 mm unless otherwise declared in the manufacturer's instruction. Welded drill points are not taken into account for the screw-in length.

The conformity of the installed fasteners with the provisions of the ETA is attested by the executing company.

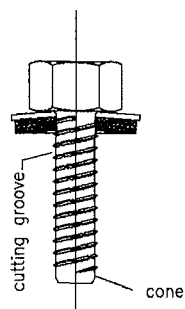
### 5 Indications to the manufacturer

It is in the responsibility of the manufacturer to ensure that the information on the specific conditions according to 1, 2, 4.2 and 4.3 (including Annexes referred to) is given to those who are concerned. This information may be given by reproduction of the respective parts of the European technical approval.


In addition all installation data (predrill diameter, torque moment, application limits) shall be shown clearly on the package and/or on an enclosed instruction sheet, preferably using illustration(s).

Georg Feistel  
Head of Department

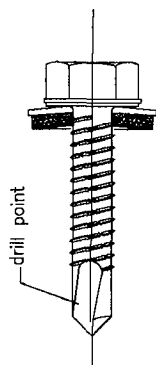
*beglaubigt:*  
Ulbrich



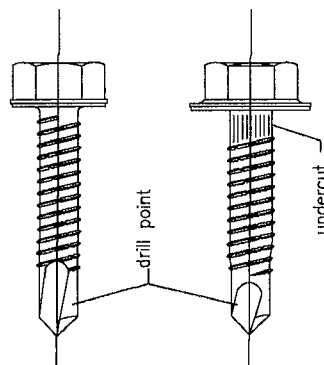
self tapping screw  
with sealing washer



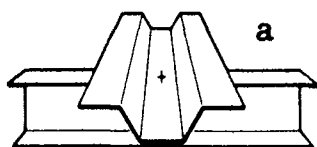
self tapping screw  
with sealing washer



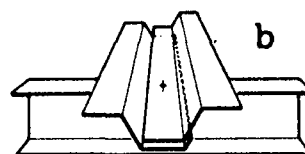
self-drilling screw  
with sealing washer



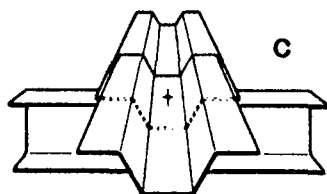
self-drilling screw  
with integrated washer



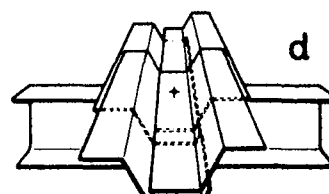
Single connection



Side lap connection



End overlap connection



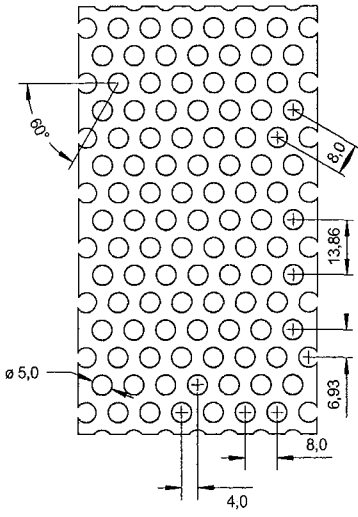
Side lap + end overlap connection

## Screws

Examples for screws  
Types of connection

## Annex 1

of European Technical Approval  
ETA-10/200

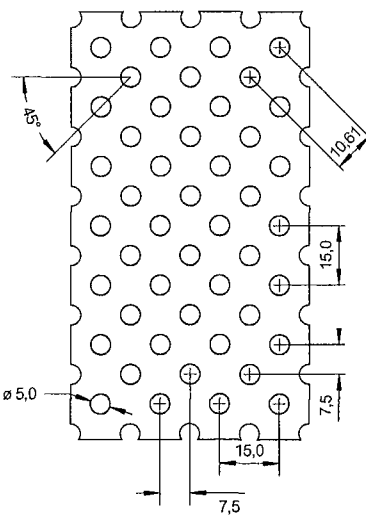
 <p style="text-align: center;"><b>Hole pattern I</b></p>	<p><b>Type of Fastener</b></p> <p>self tapping screw ø6,3 mm and ø6,5 mm and  self drilling screw from ø5,5 mm to ø6,3 mm</p> <p><b>Materials</b></p> <p>Fastener: stainless steel - EN 10088 or similar  Washer: stainless steel - EN 10088  EPDM sealing washer</p> <p>Component I: S280GD, S320GD or S350GD - EN 10346  Component II: at least S235 - EN 10025-1 or  at least S280GD - EN 10346 or  structural timber at least strength grade C24</p>
--	--

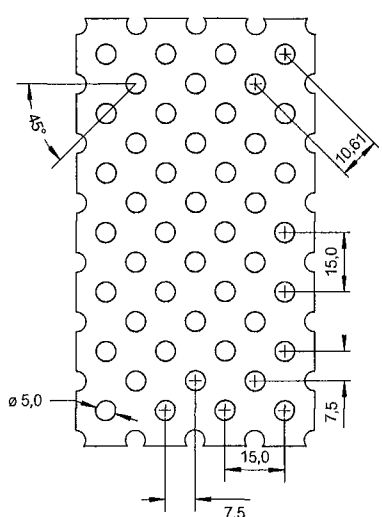
sheet / Ø washer	perforated sheets made of S280GD with $R_{m,min} = 360 \text{ N/mm}^2$				perforated sheets made of S320GD with $R_{m,min} = 390 \text{ N/mm}^2$				perforated sheets made of S350GD with $R_{m,min} = 420 \text{ N/mm}^2$				
	16 mm	19 mm	22 mm	25 mm	16 mm	19 mm	22 mm	25 mm	16 mm	19 mm	22 mm	25 mm	
	5 Nm												
$M_{t,nom}$													
$V_{R,k}$ [kN] for $t_{N,I}$ [mm]	0,50	—	—	—	—	—	—	—	—	—	—	—	
	0,55	—	—	—	—	—	—	—	—	—	—	—	
	0,63	—	—	—	—	—	—	—	—	—	—	—	
	0,75	2,16	2,22	2,24	2,38	2,34	2,40	2,44	2,58	2,54	2,60	2,62	2,78
	0,88	2,56	2,64	2,64	2,78	2,78	2,86	2,86	3,02	3,00	3,10	3,10	3,26
	1,00	2,92	3,04	3,02	3,16	3,16	3,30	3,26	3,42	3,42	3,56	3,52	3,68
	1,13	3,32	3,48	3,42	3,56	3,60	3,76	3,70	3,86	3,88	4,10	4,00	4,16
	1,25	3,70	3,88	3,80	3,94	4,00	4,20	4,10	4,26	4,32	4,54	4,42	4,60
1,50	4,46	4,74	4,56	4,72	4,84	5,12	4,96	5,10	5,22	5,54	5,34	5,50	
$N_{R,k}$ [kN] for $t_{N,I}$ [mm]	0,50	—	—	—	—	—	—	—	—	—	—	—	—
	0,55	—	—	—	—	—	—	—	—	—	—	—	—
	0,63	—	—	—	—	—	—	—	—	—	—	—	—
	0,75	1,40	1,94	2,14	2,22	1,52	2,08	3,32	2,42	1,64	2,26	2,50	2,60
	0,88	1,82	2,34	2,62	2,70	1,96	2,54	2,82	2,92	2,12	2,74	3,04	3,14
	1,00	2,24	2,74	3,06	3,14	2,44	2,96	3,32	3,42	2,62	3,20	3,58	3,68
	1,13	2,74	3,18	3,58	3,64	2,98	3,44	3,88	3,96	3,20	3,70	4,18	4,26
	1,25	3,24	3,58	4,08	4,12	3,52	3,88	4,40	4,46	3,78	4,18	4,76	4,80
	1,50	4,36	4,46	5,12	5,12	4,74	4,84	5,56	5,56	5,10	5,22	5,98	5,98

The thickness of the perforated sheets which are exposed to wind loads shall be at least 1,00 mm.

For intermediate values of the washer diameter the characteristic values for the washer with the smaller diameter shall be used.

<p style="text-align: center;">Fastening of perforated sheets</p>	<p style="text-align: center;"><b>Annex 2</b></p> <p style="text-align: center;">of European technical approval</p> <p style="text-align: center;"><b>ETA-10/0200</b></p>
---	---

 <p><b>Hole pattern II</b></p>	<p><b>Type of Fastener</b></p> <p>self tapping screw <math>\varnothing 6,3</math> mm and <math>\varnothing 6,5</math> mm and self drilling screw from <math>\varnothing 5,5</math> mm to <math>\varnothing 6,3</math> mm</p> <p><b>Materials</b></p> <p>Fastener: stainless steel - EN 10088 or similar Washer: stainless steel - EN 10088 EPDM sealing washer</p> <p>Component I: S280GD - EN 10346 Component II: at least S235 - EN 10025-1 or at least S280GD - EN 10346 or structural timber at least strength grade C24</p>																																																																																																																																																																																																																					
<table><tr><th rowspan="2">screw / <math>\varnothing</math> washer</th><th colspan="4">self drilling screws <math>\varnothing 5,5</math> mm and <math>\varnothing 6,0</math> mm</th><th colspan="4">self tapping screws and self drilling screws <math>\varnothing 6,3</math> mm and <math>\varnothing 6,5</math> mm</th></tr><tr><th>16 mm</th><th>19 mm</th><th>22 mm</th><th>25 mm</th><th>16 mm</th><th>19 mm</th><th>22 mm</th><th>25 mm</th></tr><tr><td><math>M_{t,nom}</math></td><td colspan="8">5 Nm</td></tr><tr><td><math>V_{R,k}</math> [kN] for <math>t_{N,i}</math> [mm]</td><td></td><td></td><td></td><td></td><td></td><td></td><td></td><td></td></tr><tr><td>0,50</td><td>—</td><td>—</td><td>—</td><td>—</td><td>—</td><td>—</td><td>—</td><td>—</td></tr><tr><td>0,55</td><td>—</td><td>—</td><td>—</td><td>—</td><td>—</td><td>—</td><td>—</td><td>—</td></tr><tr><td>0,63</td><td>—</td><td>—</td><td>—</td><td>—</td><td>—</td><td>—</td><td>—</td><td>—</td></tr><tr><td>0,75</td><td>2,48</td><td>2,52</td><td>2,84</td><td>2,76</td><td>2,38</td><td>2,64</td><td>3,16</td><td>3,24</td></tr><tr><td>0,88</td><td>3,04</td><td>3,12</td><td>3,42</td><td>3,32</td><td>3,02</td><td>3,28</td><td>3,78</td><td>3,88</td></tr><tr><td>1,00</td><td>3,56</td><td>3,70</td><td>3,84</td><td>3,84</td><td>3,64</td><td>3,96</td><td>4,36</td><td>4,50</td></tr><tr><td>1,13</td><td>4,14</td><td>4,26</td><td>4,40</td><td>4,40</td><td>4,36</td><td>4,70</td><td>5,00</td><td>5,18</td></tr><tr><td>1,25</td><td>4,68</td><td>4,84</td><td>4,92</td><td>4,94</td><td>5,06</td><td>5,40</td><td>5,60</td><td>5,84</td></tr><tr><td>1,50</td><td>5,76</td><td>6,04</td><td>5,90</td><td>6,10</td><td>6,62</td><td>6,94</td><td>6,88</td><td>7,16</td></tr><tr><td><math>N_{R,k}</math> [kN] for <math>t_{N,i}</math> [mm]</td><td></td><td></td><td></td><td></td><td></td><td></td><td></td><td></td></tr><tr><td>0,50</td><td>—</td><td>—</td><td>—</td><td>—</td><td>—</td><td>—</td><td>—</td><td>—</td></tr><tr><td>0,55</td><td>—</td><td>—</td><td>—</td><td>—</td><td>—</td><td>—</td><td>—</td><td>—</td></tr><tr><td>0,63</td><td>—</td><td>—</td><td>—</td><td>—</td><td>—</td><td>—</td><td>—</td><td>—</td></tr><tr><td>0,75</td><td>2,88</td><td>3,16</td><td>3,24</td><td>3,14</td><td>2,86</td><td>3,46</td><td>3,72</td><td>3,92</td></tr><tr><td>0,88</td><td>3,42</td><td>3,72</td><td>3,76</td><td>3,70</td><td>3,40</td><td>4,02</td><td>4,30</td><td>4,46</td></tr><tr><td>1,00</td><td>3,92</td><td>4,28</td><td>4,28</td><td>4,20</td><td>3,90</td><td>4,56</td><td>4,82</td><td>4,96</td></tr><tr><td>1,13</td><td>4,46</td><td>4,86</td><td>4,88</td><td>4,72</td><td>4,44</td><td>5,12</td><td>5,38</td><td>5,48</td></tr><tr><td>1,25</td><td>4,96</td><td>5,42</td><td>5,42</td><td>5,26</td><td>4,94</td><td>5,66</td><td>5,88</td><td>5,94</td></tr><tr><td>1,50</td><td>6,04</td><td>6,60</td><td>6,60</td><td>6,38</td><td>6,00</td><td>6,74</td><td>6,92</td><td>6,90</td></tr></table>									screw / $\varnothing$ washer	self drilling screws $\varnothing 5,5$ mm and $\varnothing 6,0$ mm				self tapping screws and self drilling screws $\varnothing 6,3$ mm and $\varnothing 6,5$ mm				16 mm	19 mm	22 mm	25 mm	16 mm	19 mm	22 mm	25 mm	$M_{t,nom}$	5 Nm								$V_{R,k}$ [kN] for $t_{N,i}$ [mm]									0,50	—	—	—	—	—	—	—	—	0,55	—	—	—	—	—	—	—	—	0,63	—	—	—	—	—	—	—	—	0,75	2,48	2,52	2,84	2,76	2,38	2,64	3,16	3,24	0,88	3,04	3,12	3,42	3,32	3,02	3,28	3,78	3,88	1,00	3,56	3,70	3,84	3,84	3,64	3,96	4,36	4,50	1,13	4,14	4,26	4,40	4,40	4,36	4,70	5,00	5,18	1,25	4,68	4,84	4,92	4,94	5,06	5,40	5,60	5,84	1,50	5,76	6,04	5,90	6,10	6,62	6,94	6,88	7,16	$N_{R,k}$ [kN] for $t_{N,i}$ [mm]									0,50	—	—	—	—	—	—	—	—	0,55	—	—	—	—	—	—	—	—	0,63	—	—	—	—	—	—	—	—	0,75	2,88	3,16	3,24	3,14	2,86	3,46	3,72	3,92	0,88	3,42	3,72	3,76	3,70	3,40	4,02	4,30	4,46	1,00	3,92	4,28	4,28	4,20	3,90	4,56	4,82	4,96	1,13	4,46	4,86	4,88	4,72	4,44	5,12	5,38	5,48	1,25	4,96	5,42	5,42	5,26	4,94	5,66	5,88	5,94	1,50	6,04	6,60	6,60	6,38	6,00	6,74	6,92	6,90
screw / $\varnothing$ washer	self drilling screws $\varnothing 5,5$ mm and $\varnothing 6,0$ mm				self tapping screws and self drilling screws $\varnothing 6,3$ mm and $\varnothing 6,5$ mm																																																																																																																																																																																																																	
	16 mm	19 mm	22 mm	25 mm	16 mm	19 mm	22 mm	25 mm																																																																																																																																																																																																														
$M_{t,nom}$	5 Nm																																																																																																																																																																																																																					
$V_{R,k}$ [kN] for $t_{N,i}$ [mm]																																																																																																																																																																																																																						
0,50	—	—	—	—	—	—	—	—																																																																																																																																																																																																														
0,55	—	—	—	—	—	—	—	—																																																																																																																																																																																																														
0,63	—	—	—	—	—	—	—	—																																																																																																																																																																																																														
0,75	2,48	2,52	2,84	2,76	2,38	2,64	3,16	3,24																																																																																																																																																																																																														
0,88	3,04	3,12	3,42	3,32	3,02	3,28	3,78	3,88																																																																																																																																																																																																														
1,00	3,56	3,70	3,84	3,84	3,64	3,96	4,36	4,50																																																																																																																																																																																																														
1,13	4,14	4,26	4,40	4,40	4,36	4,70	5,00	5,18																																																																																																																																																																																																														
1,25	4,68	4,84	4,92	4,94	5,06	5,40	5,60	5,84																																																																																																																																																																																																														
1,50	5,76	6,04	5,90	6,10	6,62	6,94	6,88	7,16																																																																																																																																																																																																														
$N_{R,k}$ [kN] for $t_{N,i}$ [mm]																																																																																																																																																																																																																						
0,50	—	—	—	—	—	—	—	—																																																																																																																																																																																																														
0,55	—	—	—	—	—	—	—	—																																																																																																																																																																																																														
0,63	—	—	—	—	—	—	—	—																																																																																																																																																																																																														
0,75	2,88	3,16	3,24	3,14	2,86	3,46	3,72	3,92																																																																																																																																																																																																														
0,88	3,42	3,72	3,76	3,70	3,40	4,02	4,30	4,46																																																																																																																																																																																																														
1,00	3,92	4,28	4,28	4,20	3,90	4,56	4,82	4,96																																																																																																																																																																																																														
1,13	4,46	4,86	4,88	4,72	4,44	5,12	5,38	5,48																																																																																																																																																																																																														
1,25	4,96	5,42	5,42	5,26	4,94	5,66	5,88	5,94																																																																																																																																																																																																														
1,50	6,04	6,60	6,60	6,38	6,00	6,74	6,92	6,90																																																																																																																																																																																																														
<p>The thickness of the perforated sheets which are exposed to wind loads shall be at least 1,00 mm.</p> <p>For intermediate values of the washer diameter the characteristic values for the washer with the smaller diameter shall be used.</p>																																																																																																																																																																																																																						
Fastening of perforated sheets					<b>Annex 3</b>  of European technical approval  <b>ETA-10/0200</b>																																																																																																																																																																																																																	

 <p style="text-align: center;"><b>Hole pattern II</b></p>	<p><b>Type of Fastener</b></p> <p>self tapping screw <math>\varnothing 6,3</math> mm and <math>\varnothing 6,5</math> mm and self drilling screw from <math>\varnothing 5,5</math> mm to <math>\varnothing 6,3</math> mm</p> <p><b>Materials</b></p> <p>Fastener: stainless steel - EN 10088 or similar Washer: stainless steel - EN 10088 EPDM sealing washer</p> <p>Component I: S320GD - EN 10346 Component II: at least S235 - EN 10025-1 or at least S280GD - EN 10346 or structural timber at least strength grade C24</p>
---	--

screw / Ø washer	self drilling screws Ø5,5 mm and Ø6,0 mm				self tapping screws and self drilling screws Ø6,3 mm and Ø6,5 mm				
	16 mm	19 mm	22 mm	25 mm	16 mm	19 mm	22 mm	25 mm	
M <sub>t,nom</sub>	5 Nm								
V <sub>R,k</sub> [kN] for t <sub>N,I</sub> [mm]	0,50	—	—	—	—	—	—	—	
	0,55	—	—	—	—	—	—	—	
	0,63	—	—	—	—	—	—	—	
	0,75	2,68	2,74	3,08	3,00	2,68	2,88	3,42	3,50
	0,88	3,30	3,38	3,70	3,60	3,36	3,60	4,10	4,22
	1,00	3,86	4,00	4,16	4,16	4,02	4,30	4,72	4,88
	1,13	4,48	4,62	4,76	4,76	4,76	5,08	5,42	5,60
	1,25	5,06	5,24	5,32	5,36	5,50	5,84	6,08	6,30
	1,50	6,24	6,54	6,40	6,60	7,10	7,52	7,46	7,76
N <sub>R,k</sub> [kN] for t <sub>N,I</sub> [mm]	0,50	—	—	—	—	—	—	—	
	0,55	—	—	—	—	—	—	—	
	0,63	—	—	—	—	—	—	—	
	0,75	3,12	3,42	3,50	3,40	3,12	3,68	4,06	4,26
	0,88	3,70	4,04	4,08	4,00	3,70	4,32	4,68	4,86
	1,00	4,24	4,64	4,64	4,54	4,24	4,92	5,24	5,40
	1,13	4,84	5,26	5,28	5,12	4,84	5,54	5,86	5,96
	1,25	5,38	5,88	5,88	5,70	5,38	6,14	6,40	6,48
	1,50	6,54	7,16	7,16	6,92	6,54	7,38	7,54	7,52

The thickness of the perforated sheets which are exposed to wind loads shall be at least 1,00 mm.

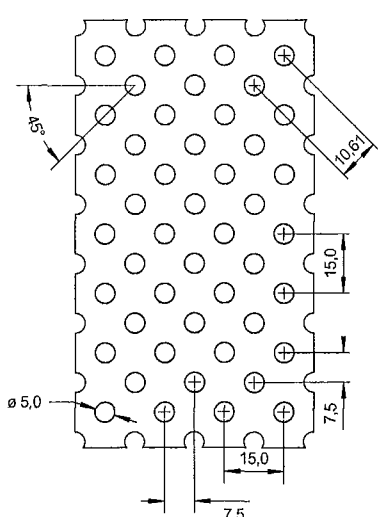
For intermediate values of the washer diameter the characteristic values for the washer with the smaller diameter shall be used.

Fastening of perforated sheets

#### Annex 4

of European technical approval

**ETA-10/0200**

 <p style="text-align: center;"><b>Hole pattern II</b></p>	<p><u>Type of Fastener</u>      self tapping screw <math>\varnothing 6,3</math> mm and <math>\varnothing 6,5</math> mm and self drilling screw from <math>\varnothing 5,5</math> mm to <math>\varnothing 6,3</math> mm</p> <p><u>Materials</u> Fastener:      stainless steel - EN 10088 or similar Washer:      stainless steel - EN 10088 EPDM sealing washer</p> <p>Component I: S350GD - EN 10346 Component II: at least S235 - EN 10025-1 or at least S280GD - EN 10346 or structural timber at least strength grade C24</p>
---	---

screw / Ø washer	self drilling screws Ø5,5 mm and Ø6,0 mm				self tapping screws and self drilling screws Ø6,3 mm and Ø6,5 mm				
	16 mm	19 mm	22 mm	25 mm	16 mm	19 mm	22 mm	25 mm	
M <sub>t,nom</sub>	5 Nm								
V <sub>R,k</sub> [kN] for t <sub>N,I</sub> [mm]	0,50	—	—	—	—	—	—	—	
	0,55	—	—	—	—	—	—	—	
	0,63	—	—	—	—	—	—	—	
	0,75	2,88	2,92	3,30	3,20	2,98	3,20	3,72	3,92
	0,88	3,54	3,62	3,96	3,86	3,62	3,88	4,42	4,54
	1,00	4,14	4,28	4,46	4,46	4,24	4,52	5,08	5,12
	1,13	4,80	4,94	5,10	5,10	4,92	5,24	5,78	5,74
	1,25	5,44	5,62	5,70	5,72	5,56	5,92	6,46	6,32
1,50	6,24	6,54	6,40	7,02	6,94	7,36	7,86	7,48	
N <sub>R,k</sub> [kN] for t <sub>N,I</sub> [mm]	0,50	—	—	—	—	—	—	—	
	0,55	—	—	—	—	—	—	—	
	0,63	—	—	—	—	—	—	—	
	0,75	3,34	3,66	3,76	3,64	3,52	4,16	4,52	4,64
	0,88	3,96	4,36	4,38	4,28	3,98	4,74	5,04	5,24
	1,00	4,54	4,98	4,96	4,86	4,40	5,24	5,50	5,76
	1,13	5,16	5,64	5,64	5,48	4,86	5,76	5,96	6,32
	1,25	5,80	6,28	6,28	6,14	5,38	6,24	6,40	6,80
	1,50	6,54	7,16	7,16	7,46	6,54	7,38	7,54	7,80

The thickness of the perforated sheets which are exposed to wind loads shall be at least 1,00 mm.

For intermediate values of the washer diameter the characteristic values for the washer with the smaller diameter shall be used.

Fastening of perforated sheets

## Annex 5

of European technical approval

**ETA-10/0200**

	<p><b>Materials</b></p> <p>Fastener: carbon steel case hardened and galvanized</p> <p>Washer: none</p> <p>Component I: S280GD, S320GD or S350GD - EN 10346</p> <p>Component II: S235 - EN 10025-1 S280GD, S320GD or S350GD - EN 10346</p>
	<p><b>Drilling capacity</b> see remark below</p>
	<p><b>Timber substructures</b> no performance determined</p>

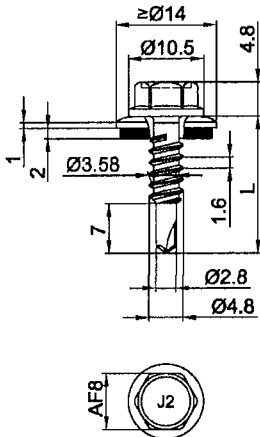
$t_{N,II}$ [mm]	0,63		0,75		0,88		1,00		1,13		1,25		1,50		2,00	
$M_{I,nom}$	JT2-4,2 x L: 4 Nm												—			
	JT2-4,8 x L: 4 Nm						JT2-4,8 x L: 5 Nm									
$V_{R,k}$ [kN] for $t_{N,I}$ [mm]	0,50	—	—	—	—	—	—	—	—	—	—	—	—	—	—	—
	0,55	—	—	—	—	—	—	—	—	—	—	—	—	—	—	—
	0,63	1,50	—	1,90	—	1,90	—	1,90	—	1,90	—	1,90	ac	1,90	ac	1,90
	0,75	1,50	—	1,90	—	2,00	—	2,00	—	2,00	—	2,00	ac	2,00	ac	2,00
	0,88	1,50	—	1,90	—	2,30	—	2,30	—	2,30	—	2,30	a	2,30	a	2,30
	1,00	1,50	—	1,90	—	2,30	—	2,60	—	2,60	—	2,60	—	2,60	a	2,60
	1,13	1,50	—	1,90	—	2,30	—	2,80	—	2,90	—	2,90	—	2,90	—	2,90
	1,25	1,50	—	1,90	—	2,30	—	2,80	—	2,90	—	3,20	—	3,20	—	3,20
	1,50	1,50	—	1,90	—	2,30	—	2,80	—	2,90	—	3,20	—	3,70	—	3,70
1,75	1,50	—	1,90	—	2,30	—	2,80	—	2,90	—	3,20	—	3,70	—	3,70	
2,00	1,50	—	1,90	—	2,30	—	2,80	—	2,90	—	3,20	—	3,70	—	3,70	
$N_{R,k}$ [kN] for $t_{N,I}$ [mm]	0,50	—	—	—	—	—	—	—	—	—	—	—	—	—	—	—
	0,55	—	—	—	—	—	—	—	—	—	—	—	—	—	—	—
	0,63	0,50	—	0,70	—	1,00	—	1,30	—	1,40	—	1,40	ac	1,40	ac	1,40
	0,75	0,50	—	0,70	—	1,00	—	1,30	—	1,50	—	1,50	ac	1,50	ac	1,50
	0,88	0,50	—	0,70	—	1,00	—	1,30	—	1,50	—	1,60	a	1,60	a	1,60
	1,00	0,50	—	0,70	—	1,00	—	1,30	—	1,50	—	1,70	—	1,80	a	1,80
	1,13	0,50	—	0,70	—	1,00	—	1,30	—	1,50	—	1,70	—	1,90	—	1,90
	1,25	0,50	—	0,70	—	1,00	—	1,30	—	1,50	—	1,70	—	2,00	—	2,00
	1,50	0,50	—	0,70	—	1,00	—	1,30	—	1,50	—	1,70	—	2,20	—	2,20
	1,75	0,50	—	0,70	—	1,00	—	1,30	—	1,50	—	1,70	—	2,20	—	2,20
	2,00	0,50	—	0,70	—	1,00	—	1,30	—	1,50	—	1,70	—	2,20	—	2,20

Grey highlighted values only for the fastener JT2-4,8 x L

JT2-2-4,2 x L: drilling capacity  $\Sigma t_i \leq 2,5$  mm

JT2-3-4,8 x L: drilling capacity  $\Sigma t_i \leq 4,0$  mm

Self drilling screw	<b>Annex 6</b>
JT2-2-4,2 x L JT2-3-4,8 x L	
with hexagon head or round head with Phillips®, Pozidriv® or Torx® drive system	of European technical approval <b>ETA-10/0200</b>

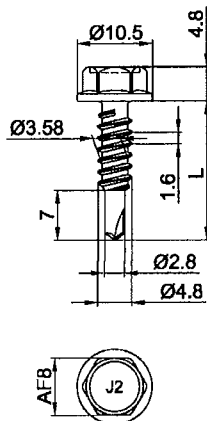
	<p><b>Materials</b></p> <p>Fastener: carbon steel case hardened and galvanized</p> <p>Washer: carbon steel, galvanized</p> <p>Component I: S280GD, S320GD or S350GD - EN 10346</p> <p>Component II: S235 - EN 10025-1 S280GD, S320GD or S350GD - EN 10346</p> <p><b>Drilling capacity</b> <math>\Sigma t_i \leq 2,20 \text{ mm}</math></p> <p><b>Timber substructures</b> no performance determined</p>
---	---

$t_{N,II}$ [mm]	0,40	0,50	0,55	0,63	0,75	0,88	1,00	1,13	1,25	1,50	1,75
$M_{t,nom}$	—										
$V_{R,k}$ [kN] for $t_{N,I}$ [mm]	0,40	0,71	0,71	0,71	0,71	0,71	0,71	0,71	0,71	0,71	0,71
	0,50	0,71	1,18	1,18	1,18	1,18	1,18	1,18	1,18	1,18	—
	0,55	0,71	1,18	1,42	1,42	1,42	1,42	1,42	1,42	1,42	—
	0,63	0,71	1,18	1,42	1,71	1,71	1,71	1,71	1,71	1,71	—
	0,75	0,71	1,18	1,42	1,71	2,14	2,14	2,14	2,14	—	—
	0,88	0,71	1,18	1,42	1,71	2,14	2,52	2,52	2,52	—	—
	1,00	0,71	1,18	1,42	1,71	2,14	2,52	2,86	2,86	—	—
	1,13	0,71	1,18	1,42	1,71	2,14	2,52	2,86	—	—	—
	1,25	0,71	1,18	1,42	1,71	2,14	2,52	—	—	—	—
	1,50	0,71	1,18	1,42	1,71	—	—	—	—	—	—
	1,75	0,71	—	—	—	—	—	—	—	—	—
$N_{R,k}$ [kN] for $t_{N,I}$ [mm]	0,40	0,42	0,62	0,72	0,88	1,08	1,08	1,08	1,08	1,08	1,08
	0,50	0,42	0,62	0,72	0,88	1,12	1,38	1,54	1,54	1,54	—
	0,55	0,42	0,62	0,72	0,88	1,12	1,38	1,62	1,62	1,62	—
	0,63	0,42	0,62	0,72	0,88	1,12	1,38	1,62	1,62	1,62	—
	0,75	0,42	0,62	0,72	0,88	1,12	1,38	1,62	1,62	1,62	—
	0,88	0,42	0,62	0,72	0,88	1,12	1,38	1,62	1,62	1,62	—
	1,00	0,42	0,62	0,72	0,88	1,12	1,38	1,62	1,62	—	—
	1,13	0,42	0,62	0,72	0,88	1,12	1,38	1,62	—	—	—
	1,25	0,42	0,62	0,72	0,88	1,12	1,38	—	—	—	—
	1,50	0,42	0,62	0,72	0,88	—	—	—	—	—	—
	1,75	0,42	—	—	—	—	—	—	—	—	—

If both components I and II are made of S320GD or S350GD the values may be increased by 8,3%.

Self drilling screw	<b>Annex 7</b>  of European technical approval  <b>ETA-10/0200</b>
<p align="center"><b>JT2-2H/3-4,8 x L</b></p> <p align="center">with undercut, hexagon head and sealing washer <math>\geq \text{Ø}14 \text{ mm}</math></p>	





#### Materials

Fastener: carbon steel  
case hardened and galvanized

Washer: none

Component I: S280GD, S320GD or S350GD - EN 10346

Component II: S235 - EN 10025-1  
S280GD, S320GD or S350GD - EN 10346

Drilling capacity  $\Sigma t_i \leq 2,20$  mm

#### Timber substructures

no performance determined

$t_{N,II}$ [mm]	0,40	0,50	0,55	0,63	0,75	0,88	1,00	1,13	1,25	1,50	1,75
$M_{t,nom}$	—										
$V_{R,k}$ [kN] for $t_{N,I}$ [mm]	0,40	0,92	0,92	0,92	0,92	0,92	0,92	0,92	0,92	0,92	0,92
0,50	0,92	1,42	1,42	1,42	1,42	1,42	1,42	1,42	1,42	1,42	—
0,55	0,92	1,42	1,67	1,67	1,67	1,67	1,67	1,67	1,67	1,67	—
0,63	0,92	1,42	1,67	1,87	1,87	1,87	1,87	1,87	1,87	1,87	—
0,75	0,92	1,42	1,67	1,87	2,16	2,16	2,16	2,16	2,16	—	—
0,88	0,92	1,42	1,67	1,87	2,16	2,75	2,75	2,75	2,75	—	—
1,00	0,92	1,42	1,67	1,87	2,16	2,75	3,30	3,30	—	—	—
1,13	0,92	1,42	1,67	1,87	2,16	2,75	3,30	—	—	—	—
1,25	0,92	1,42	1,67	1,87	2,16	2,75	—	—	—	—	—
1,50	0,92	1,42	1,67	1,87	—	—	—	—	—	—	—
1,75	0,92	—	—	—	—	—	—	—	—	—	—
$N_{R,k}$ [kN] for $t_{N,I}$ [mm]	0,40	0,42	0,62	0,72	0,81	0,81	0,81	0,81	0,81	0,81	0,81
0,50	0,42	0,62	0,72	0,88	1,12	1,27	1,27	1,27	1,27	1,27	—
0,55	0,42	0,62	0,72	0,88	1,12	1,38	1,50	1,50	1,50	1,50	—
0,63	0,42	0,62	0,72	0,88	1,12	1,38	1,50	1,50	1,50	1,50	—
0,75	0,42	0,62	0,72	0,88	1,12	1,38	1,50	1,50	1,50	—	—
0,88	0,42	0,62	0,72	0,88	1,12	1,38	1,50	1,50	1,50	—	—
1,00	0,42	0,62	0,72	0,88	1,12	1,38	1,50	1,50	—	—	—
1,13	0,42	0,62	0,72	0,88	1,12	1,38	1,50	—	—	—	—
1,25	0,42	0,62	0,72	0,88	1,12	1,38	—	—	—	—	—
1,50	0,42	0,62	0,72	0,88	—	—	—	—	—	—	—
1,75	0,42	—	—	—	—	—	—	—	—	—	—

If both components I and II are made of S320GD or S350GD the values may be increased by 8,3%.

Self drilling screw

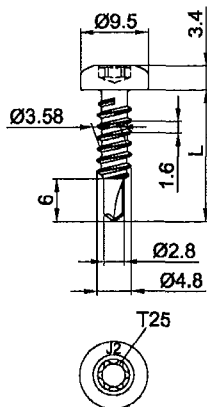
JT2-2H-4,8 x L

with undercut and hexagon head

Annex 8

of European technical approval

ETA-10/0200



#### Materials

Fastener: carbon steel  
case hardened and galvanized

Washer: none

Component I: S280GD, S320GD or S350GD - EN 10346

Component II: S235 - EN 10025-1  
S280GD, S320GD or S350GD - EN 10346

Drilling capacity  $\Sigma t_i \leq 2,20$  mm

#### Timber substructures

no performance determined

$t_{N,II}$ [mm]	0,40	0,50	0,55	0,63	0,75	0,88	1,00	1,13	1,25	1,50	1,75
$M_{t,nom}$	—										
$V_{R,k}$ [kN] for $t_{N,I}$ [mm]	0,40	0,69	0,69	0,69	0,69	0,69	0,69	0,69	0,69	0,69	0,69
0,50	0,69	1,37	1,37	1,37	1,37	1,37	1,37	1,37	1,37	1,37	—
0,55	0,69	1,37	1,70	1,70	1,70	1,70	1,70	1,70	1,70	1,70	—
0,63	0,69	1,37	1,70	1,96	1,96	1,96	1,96	1,96	1,96	1,96	—
0,75	0,69	1,37	1,70	1,96	2,35	2,35	2,35	2,35	2,35	—	—
0,88	0,69	1,37	1,70	1,96	2,35	2,70	2,70	2,70	2,70	—	—
1,00	0,69	1,37	1,70	1,96	2,35	2,70	3,02	3,02	—	—	—
1,13	0,69	1,37	1,70	1,96	2,35	2,70	3,02	—	—	—	—
1,25	0,69	1,37	1,70	1,96	2,35	2,70	—	—	—	—	—
1,50	0,69	1,37	1,70	1,96	—	—	—	—	—	—	—
1,75	0,69	—	—	—	—	—	—	—	—	—	—
$N_{R,k}$ [kN] for $t_{N,I}$ [mm]	0,40	0,42	0,62	0,72	0,85	0,85	0,85	0,85	0,85	0,85	0,85
0,50	0,42	0,62	0,72	0,88	1,12	1,38	1,38	1,38	1,38	1,38	—
0,55	0,42	0,62	0,72	0,88	1,12	1,38	1,62	1,62	1,62	1,62	—
0,63	0,42	0,62	0,72	0,88	1,12	1,38	1,62	1,62	1,62	1,62	—
0,75	0,42	0,62	0,72	0,88	1,12	1,38	1,62	1,62	1,62	—	—
0,88	0,42	0,62	0,72	0,88	1,12	1,38	1,62	1,62	1,62	—	—
1,00	0,42	0,62	0,72	0,88	1,12	1,38	1,62	1,62	—	—	—
1,13	0,42	0,62	0,72	0,88	1,12	1,38	1,62	—	—	—	—
1,25	0,42	0,62	0,72	0,88	1,12	1,38	—	—	—	—	—
1,50	0,42	0,62	0,72	0,88	—	—	—	—	—	—	—
1,75	0,42	—	—	—	—	—	—	—	—	—	—

If both components I and II are made of S320GD or S350GD the values may be increased by 8,3%.

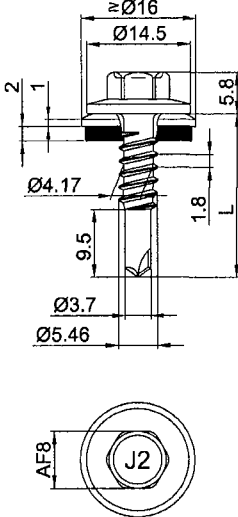
Self drilling screw

JT2-T-2H-4,8 x L  
with undercut and round head with Torx® drive system

**Annex 9**

of European technical approval

**ETA-10/0200**

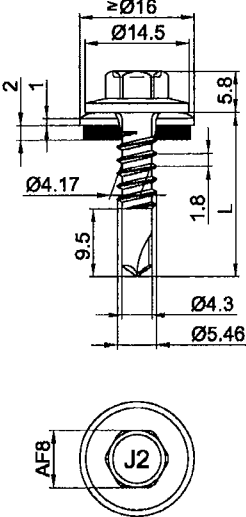
	<p><b>Materials</b></p> <p>Fastener: carbon steel case hardened and galvanized</p> <p>Washer: carbon steel, galvanized stainless Steel (1.4301) - EN 10088</p> <p>Component I: S280GD, S320GD or S350GD - EN 10346</p> <p>Component II: S235 - EN 10025-1 S280GD, S320GD or S350GD - EN 10346</p>
	<p><b>Drilling capacity</b> <math>\Sigma t_i \leq 2,50</math> mm</p>
	<p><b>Timber substructures</b></p> <p>no performance determined</p>

$t_{N,II}$ [mm]	0,63	0,75	0,88	1,00	1,13	1,25	1,50	2,00
$M_{t,nom}$	5 Nm							
$V_{R,k}$ [kN] for $t_{N,I}$ [mm]								
0,50	—	—	—	—	—	—	—	—
0,55	—	—	—	—	—	—	—	—
0,63	1,00	1,00	1,00	1,00	1,00	1,00	1,00	ac
0,75	1,00	2,00	2,00	2,00	2,00	2,00	2,00	—
0,88	1,00	2,00	2,00	2,00	2,00	2,00	2,00	—
1,00	1,00	2,00	2,00	2,00	2,00	2,00	2,00	—
1,13	1,00	2,00	2,00	2,00	2,00	2,00	—	—
1,25	1,00	2,00	2,00	2,00	2,00	2,00	—	—
1,50	1,00	2,00	2,00	2,00	—	—	—	—
1,75	1,00	2,00	—	—	—	—	—	—
2,00	—	—	—	—	—	—	—	—
$N_{R,k}$ [kN] for $t_{N,I}$ [mm]								
0,50	0,38	0,49	0,59	0,70	0,86	0,97	1,24	1,24
0,55	0,48	0,61	0,75	0,89	1,09	1,23	1,57	—
0,63	0,70	0,90	1,10	1,30	1,60	1,80	2,30	ac
0,75	0,70	0,90	1,10	1,30	1,60	1,80	2,30	—
0,88	0,70	0,90	1,10	1,30	1,60	1,80	2,30	—
1,00	0,70	0,90	1,10	1,30	1,60	1,80	2,30	—
1,13	0,70	0,90	1,10	1,30	1,60	1,80	—	—
1,25	0,70	0,90	1,10	1,30	1,60	1,80	—	—
1,50	0,70	0,90	1,10	1,30	—	—	—	—
1,75	0,70	0,90	—	—	—	—	—	—
2,00	—	—	—	—	—	—	—	—

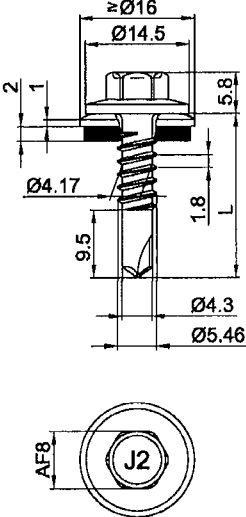
  

Self drilling screw	<p><b>Annex 10</b></p> <p>of European technical approval</p> <p><b>ETA-10/0200</b></p>
<p><b>JT2-2H-5,5 x L</b></p> <p>with undercut, hexagon head and sealing washer <math>\geq \varnothing 16</math> mm</p>	

	<p><b>Materials</b></p> <p>Fastener: carbon steel case hardened and galvanized</p> <p>Washer: carbon steel, galvanized stainless Steel (1.4301) - EN 10088</p> <p>Component I: S280GD, S320GD or S350GD - EN 10346</p> <p>Component II: S235 - EN 10025-1 S280GD, S320GD or S350GD - EN 10346</p> <p><b>Drilling capacity</b> <math>\Sigma t_i \leq 3,50 \text{ mm}</math></p> <p><b>Timber substructures</b> no performance determined</p>
---	---

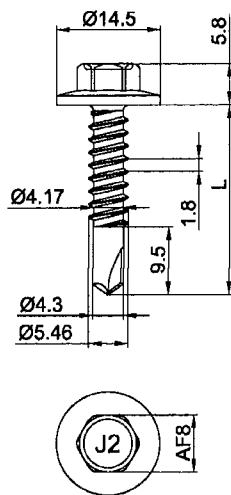
$t_{N,II}$ [mm]	1,00	1,13	1,25	1,50	2,00	2,50	3,00	4,00
$M_{t,nom}$	5 Nm							
$V_{R,k}$ [kN] for $t_{N,I}$ [mm]								
0,50	—	—	—	—	—	—	—	—
0,55	—	—	—	—	—	—	—	—
0,63	1,40	1,50	1,60	ac	2,30	2,50	—	—
0,75	1,80	1,90	2,00	ac	2,70	3,20	—	—
0,88	2,20	2,30	2,50	—	3,40	3,90	—	—
1,00	2,60	2,80	3,00	—	4,20	4,60	—	—
1,13	3,00	3,10	3,20	—	4,60	—	—	—
1,25	3,50	3,70	3,90	—	5,20	—	—	—
1,50	4,30	4,60	4,90	—	6,00	—	—	—
1,75	4,30	4,60	4,90	—	—	—	—	—
2,00	4,30	4,60	4,90	—	—	—	—	—
$N_{R,k}$ [kN] for $t_{N,I}$ [mm]								
0,50	0,70	0,81	0,97	ac	1,62	1,62	1,62	—
0,55	0,89	1,02	1,23	ac	2,05	2,05	—	—
0,63	1,30	1,50	1,80	ac	3,00	3,00	—	—
0,75	1,30	1,50	1,80	ac	3,40	4,00	—	—
0,88	1,30	1,50	1,80	—	3,40	4,60	—	—
1,00	1,30	1,50	1,80	—	3,40	4,60	—	—
1,13	1,30	1,50	1,80	—	3,40	—	—	—
1,25	1,30	1,50	1,80	—	3,40	—	—	—
1,50	1,30	1,50	1,80	—	3,40	—	—	—
1,75	1,30	1,50	1,80	—	—	—	—	—
2,00	1,30	1,50	1,80	—	—	—	—	—

<p>Self drilling screw</p> <p><b>JT2-3H-5,5 x L</b></p> <p>with undercut, hexagon head and sealing washer <math>\geq \varnothing 16 \text{ mm}</math></p>	<p><b>Annex 11</b></p> <p>of European technical approval</p> <p><b>ETA-10/0200</b></p>

	<p><b>Materials</b></p> <p>Fastener: carbon steel case hardened and galvanized</p> <p>Washer: carbon steel, galvanized stainless Steel (1.4301) - EN 10088</p> <p>Component I: S280GD, S320GD or S350GD - EN 10346 Component II: S280GD, S320GD or S350GD - EN 10346</p> <hr/> <p><b>Drilling capacity</b> <math>\Sigma t_i \leq 3,50 \text{ mm}</math></p> <hr/> <p><b>Timber substructures</b> no performance determined</p>
---	--

$t_{N,II}$ [mm]	2 x 0,63	2 x 0,75	2 x 0,88	2 x 1,00	2 x 1,13	2 x 1,25	2 x 1,50	2 x 1,75
$M_{t,nom}$	—	5 Nm						—
$V_{R,k}$ [kN] for $t_{N,I}$ [mm]								
0,50	—	—	—	—	—	—	—	—
0,55	—	—	—	—	—	—	—	—
0,63	—	1,60	1,60	1,60	1,60	1,60	—	—
0,75	—	1,90	1,90	1,90	1,90	1,90	—	—
0,88	—	2,20	2,20	2,20	2,20	2,20	—	—
1,00	—	2,60	2,60	2,60	2,60	2,60	—	—
1,13	—	2,60	2,60	2,60	2,60	—	—	—
1,25	—	2,60	2,60	2,60	2,60	—	—	—
1,50	—	2,60	2,60	2,60	—	—	—	—
1,75	—	2,60	—	—	—	—	—	—
2,00	—	2,60	—	—	—	—	—	—
$N_{R,k}$ [kN] for $t_{N,I}$ [mm]								
0,50	—	0,97	1,24	1,51	1,62	1,62	1,62	—
0,55	—	1,23	1,57	1,91	2,05	2,05	—	—
0,63	—	1,80	2,30	2,80	3,00	3,00	—	—
0,75	—	1,80	2,30	2,80	3,30	3,80	—	—
0,88	—	1,80	2,30	2,80	3,30	3,80	—	—
1,00	—	1,80	2,30	2,80	3,30	3,80	—	—
1,13	—	1,80	2,30	2,80	3,30	—	—	—
1,25	—	1,80	2,30	2,80	3,30	—	—	—
1,50	—	1,80	2,30	2,80	—	—	—	—
1,75	—	1,80	—	—	—	—	—	—
2,00	—	1,80	—	—	—	—	—	—

Self drilling screw	<b>Annex 12</b>  of European technical approval  <b>ETA-10/0200</b>
<b>JT2-3H-5,5 x L</b> with undercut, hexagon head and sealing washer $\geq \text{Ø}16 \text{ mm}$	



#### Materials

Fastener: carbon steel  
case hardened and galvanized

Washer: none

Component I: S280GD, S320GD or S350GD - EN 10346

Component II: S235 - EN 10025-1  
S280GD, S320GD or S350GD - EN 10346

Drilling capacity  $\Sigma t_i \leq 3,50$  mm

#### Timber substructures

no performance determined

$t_{N,II}$ [mm]	1,00	1,13	1,25	1,50	2,00	2,50	3,00	4,00
$M_{t,nom}$	7 Nm							—
$V_{R,k}$ [kN] for $t_{N,I}$ [mm]	0,50	—	—	—	—	—	—	—
	0,55	—	—	—	—	—	—	—
	0,63	1,80	—	2,00	—	2,80	ac	—
	0,75	2,20	—	2,60	—	3,30	ac	—
	0,88	2,60	—	3,00	—	3,60	—	—
	1,00	3,00	—	3,40	—	4,40	—	—
	1,13	3,50	—	3,60	—	4,90	—	—
	1,25	4,00	—	4,40	—	5,40	—	—
	1,50	4,80	—	5,40	—	6,40	—	—
	1,75	4,80	—	5,40	—	—	—	—
	2,00	4,80	—	5,40	—	—	—	—
$N_{R,k}$ [kN] for $t_{N,I}$ [mm]	0,50	—	—	—	—	—	—	—
	0,55	—	—	—	—	—	—	—
	0,63	1,30	—	1,80	—	2,10	ac	—
	0,75	1,30	—	1,80	—	2,30	ac	—
	0,88	1,30	—	1,80	—	2,30	—	—
	1,00	1,30	—	1,80	—	3,40	—	—
	1,13	1,30	—	1,80	—	3,40	—	—
	1,25	1,30	—	1,80	—	3,40	—	—
	1,50	1,30	—	1,80	—	3,40	—	—
	1,75	1,30	—	1,80	—	—	—	—
	2,00	1,30	—	1,80	—	—	—	—

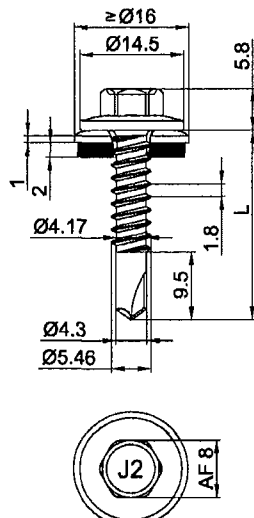
Self drilling screw

JT2-3-5,5 x L  
with hexagon head

#### Annex 13

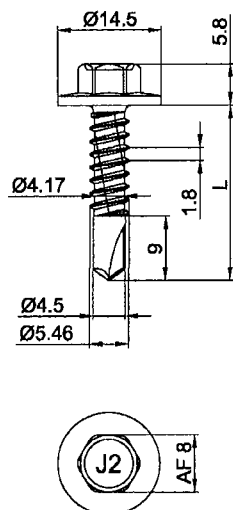
of European technical approval

ETA-10/0200

	<p><b>Materials</b></p> <p>Fastener: carbon steel  case hardened and galvanized</p> <p>Washer: carbon steel, galvanized  stainless Steel (1.4301) - EN 10088</p> <p>Component I: S280GD, S320GD or S350GD - EN 10346  Component II: S235 - EN 10025-1  S280GD, S320GD or S350GD - EN 10346</p> <p><b>Drilling capacity</b> <math>\Sigma t_i \leq 3,50 \text{ mm}</math></p> <p><b>Timber substructures</b>  no performance determined</p>
---	---

$t_{N,II}$ [mm]	1,00	1,13	1,25	1,50	2,00	2,50	3,00	4,00
$M_{t,nom}$	7 Nm							
$V_{R,k}$ [kN] for $t_{N,I}$ [mm]	0,50	—	—	—	—	—	—	—
	0,55	—	—	—	—	—	—	—
	0,63	1,40	—	1,40	—	2,00	ac	2,70
	0,75	1,80	—	1,80	—	2,40	ac	3,50
	0,88	2,20	—	2,20	—	3,00	ac	4,10
	1,00	2,60	—	2,60	—	3,40	ac	4,60
	1,13	3,00	—	3,00	—	4,20	—	—
	1,25	3,50	—	3,50	—	4,60	—	—
	1,50	4,30	—	4,30	—	5,20	—	—
	1,75	4,30	—	4,30	—	6,00	—	—
	2,00	4,30	—	4,30	—	—	—	—
$N_{R,k}$ [kN] for $t_{N,I}$ [mm]	0,50	0,70	—	0,70	—	1,24	—	1,62
	0,55	0,89	—	0,89	—	1,57	—	2,05
	0,63	1,30	—	1,30	—	2,05	ac	2,05
	0,75	1,30	—	1,30	—	2,30	ac	3,00
	0,88	1,30	—	1,30	—	3,00	ac	3,00
	1,00	1,30	—	1,30	—	3,40	ac	4,20
	1,13	1,30	—	1,30	—	3,40	—	4,60
	1,25	1,30	—	1,30	—	3,40	—	4,60
	1,50	1,30	—	1,30	—	4,60	—	—
	1,75	1,30	—	1,30	—	—	—	—
	2,00	1,30	—	1,30	—	—	—	—

Self drilling screw	<b>Annex 14</b> of European technical approval <b>ETA-10/0200</b>
JT2-3-5,5 x L with hexagon head and sealing washer $\geq \text{Ø}16 \text{ mm}$	



#### Materials

Fastener: carbon steel  
case hardened and galvanized

Washer: none

Component I: S280GD, S320GD or S350GD - EN 10346

Component II: S235, S275 or S355 - EN 10025-1  
S280GD, S320GD or S350GD - EN 10346

Drilling capacity  $\Sigma t_i \leq 6,00$  mm

#### Timber substructures

no performance determined

$t_{N,II}$ [mm]	—	—	1,50	2,00	2,50	3,00	4,00	5,00
$M_{t,nom}$	7 Nm							
$V_{R,k}$ [kN] for $t_{N,I}$ [mm]	0,50	—	—	—	—	—	—	—
0,55	—	—	—	—	—	—	—	—
0,63	—	—	2,60	ac	2,80	ac	2,80	abcd
0,75	—	—	3,00	—	3,50	ac	3,50	ac
0,88	—	—	3,40	—	4,20	—	4,20	ac
1,00	—	—	3,80	—	4,50	—	4,50	ac
1,13	—	—	4,20	—	4,90	—	4,90	ac
1,25	—	—	4,60	—	5,30	—	5,30	ac
1,50	—	—	5,30	—	6,00	—	6,00	—
1,75	—	—	5,30	—	6,00	—	6,00	—
2,00	—	—	5,30	—	6,00	—	6,00	—
$N_{R,k}$ [kN] for $t_{N,I}$ [mm]	0,50	—	—	—	—	—	—	—
0,55	—	—	—	—	—	—	—	—
0,63	—	—	1,60	ac	2,20	ac	2,20	abcd
0,75	—	—	1,60	—	2,50	ac	2,90	ac
0,88	—	—	1,60	—	2,50	—	3,60	ac
1,00	—	—	1,60	—	2,50	—	3,60	ac
1,13	—	—	1,60	—	2,50	—	3,60	—
1,25	—	—	1,60	—	2,50	—	3,60	—
1,50	—	—	1,60	—	2,50	—	3,60	—
1,75	—	—	1,60	—	2,50	—	3,60	—
2,00	—	—	1,60	—	2,50	—	3,60	—

Self drilling screw

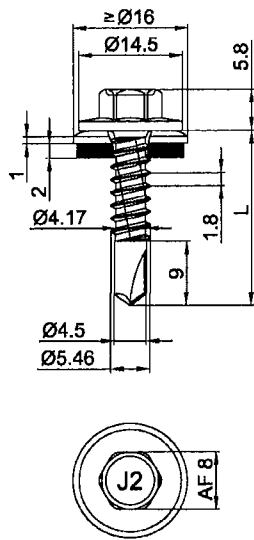
JT2-6-5,5 x L  
with hexagon head

#### Annex 15

of European technical approval

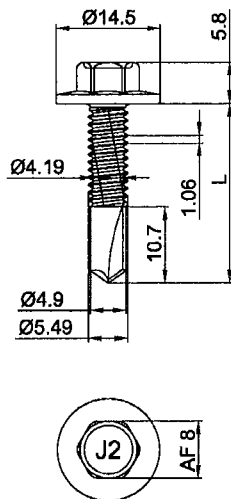
ETA-10/0200



	<p><b>Materials</b></p> <p>Fastener: carbon steel case hardened and galvanized</p> <p>Washer: carbon steel, galvanized stainless Steel (1.4301) - EN 10088</p> <p>Component I: S280GD, S320GD or S350GD - EN 10346 Component II: S235, S275 or S355 - EN 10025-1 S280GD, S320GD or S350GD - EN 10346</p> <p><b>Drilling capacity</b> <math>\Sigma t_i \leq 6,00</math> mm</p> <p><b>Timber substructures</b> no performance determined</p>
---	--

$t_{N,II}$ [mm]	—		—		1,50		2,00		2,50		3,00		4,00		5,00	
$M_{t,nom}$					7 Nm											
$V_{R,k}$ [kN] for $t_{N,I}$ [mm]	0,50	—	—	—	—	—	—	—	—	—	—	—	—	—	—	—
	0,55	—	—	—	—	—	—	—	—	—	—	—	—	—	—	—
	0,63	—	—	—	2,40	ac	2,50	ac	2,50	ac	2,50	abcd	3,40	abcd	3,40	abcd
	0,75	—	—	—	2,70	—	3,10	ac	3,10	ac	3,10	ac	4,00	ac	4,00	ac
	0,88	—	—	—	3,10	—	3,80	—	3,80	ac	3,80	ac	4,80	ac	4,80	ac
	1,00	—	—	—	3,40	—	4,00	—	4,00	ac	4,00	ac	5,30	ac	5,30	ac
	1,13	—	—	—	3,80	—	4,40	—	4,40	—	4,40	—	6,00	ac	—	—
	1,25	—	—	—	4,10	—	4,80	—	4,80	—	4,80	—	6,60	ac	—	—
	1,50	—	—	—	5,00	—	5,40	—	5,40	—	5,40	—	7,30	—	—	—
	1,75	—	—	—	5,00	—	5,40	—	5,40	—	5,40	—	7,30	—	—	—
2,00	—	—	—	5,00	—	5,40	—	5,40	—	5,40	—	7,30	—	—	—	
$N_{R,k}$ [kN] for $t_{N,I}$ [mm]	0,50	—	—	—	0,86	ac	1,35	ac	1,62	ac	1,62	abcd	1,62	abcd	1,62	abcd
	0,55	—	—	—	1,09	ac	1,71	ac	2,05	ac	2,05	abcd	2,05	abcd	2,05	abcd
	0,63	—	—	—	1,60	ac	2,50	ac	3,00	ac	3,00	abcd	3,00	abcd	3,00	abcd
	0,75	—	—	—	1,60	—	2,50	ac	3,60	ac	4,10	ac	4,10	ac	4,10	ac
	0,88	—	—	—	1,60	—	2,50	—	3,60	ac	4,70	ac	5,00	ac	5,00	ac
	1,00	—	—	—	1,60	—	2,50	—	3,60	ac	4,70	ac	5,80	ac	5,80	ac
	1,13	—	—	—	1,60	—	2,50	—	3,60	—	4,70	—	5,80	ac	—	—
	1,25	—	—	—	1,60	—	2,50	—	3,60	—	4,70	—	5,80	ac	—	—
	1,50	—	—	—	1,60	—	2,50	—	3,60	—	4,70	—	5,80	—	—	—
	1,75	—	—	—	1,60	—	2,50	—	3,60	—	4,70	—	5,80	—	—	—
2,00	—	—	—	1,60	—	2,50	—	3,60	—	4,70	—	5,80	—	—	—	

<p>Self drilling screw</p> <p>JT2-6-5,5 x L with hexagon head and sealing washer <math>\geq \varnothing 16</math> mm</p>	<p><b>Annex 16</b></p> <p>of European technical approval</p> <p><b>ETA-10/0200</b></p>



#### Materials

Fastener: carbon steel  
case hardened and galvanized

Washer: none

Component I: S280GD, S320GD or S350GD - EN 10346

Component II: S235, S275 or S355 - EN 10025-1

Drilling capacity  $\Sigma t_i \leq 9,50 \text{ mm}$

#### Timber substructures

no performance determined

$t_{N,II}$ [mm]	4,00	5,00	6,00	8,00	10,0	12,0	13,0	14,0
$M_{t,nom}$	7 Nm				—			
$V_{R,k}$ [kN] for $t_{N,I}$ [mm]	0,50	—	—	—	—	—	—	—
	0,55	—	—	—	—	—	—	—
	0,63	3,80 abcd	3,80 ac	3,80 ac	—	—	—	—
	0,75	4,60 ac	4,60 ac	4,60 ac	—	—	—	—
	0,88	5,30 ac	5,30 ac	5,30 ac	5,30 a	—	—	—
	1,00	6,00 ac	6,00 ac	6,00 ac	6,00 a	—	—	—
	1,13	6,70 ac	6,70 ac	6,70 ac	6,70 a	—	—	—
	1,25	7,30 ac	7,30 ac	7,30 ac	7,30 —	—	—	—
	1,50	8,10 —	8,10 —	8,10 —	8,10 —	—	—	—
	1,75	8,10 —	8,10 —	8,10 —	—	—	—	—
	2,00	8,10 —	8,10 —	8,10 —	—	—	—	—
$N_{R,k}$ [kN] for $t_{N,I}$ [mm]	0,50	—	—	—	—	—	—	—
	0,55	—	—	—	—	—	—	—
	0,63	2,20 abcd	2,20 ac	2,20 ac	2,20 ac	—	—	—
	0,75	2,90 ac	2,90 ac	2,90 ac	2,90 ac	—	—	—
	0,88	3,80 ac	3,80 ac	3,80 ac	3,80 a	—	—	—
	1,00	4,70 ac	4,70 ac	4,70 ac	4,70 a	—	—	—
	1,13	5,70 ac	5,70 ac	5,70 ac	5,70 a	—	—	—
	1,25	5,80 ac	6,30 ac	6,80 ac	6,80 —	—	—	—
	1,50	5,80 —	6,30 —	6,80 —	6,80 —	—	—	—
	1,75	5,80 —	6,30 —	6,80 —	—	—	—	—
	2,00	5,80 —	6,30 —	6,80 —	—	—	—	—

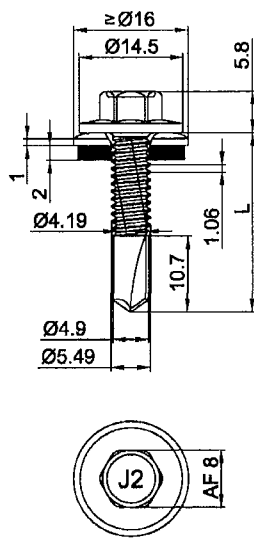
Self drilling screw

JT2-8-5,5 x L  
with hexagon head

#### Annex 17

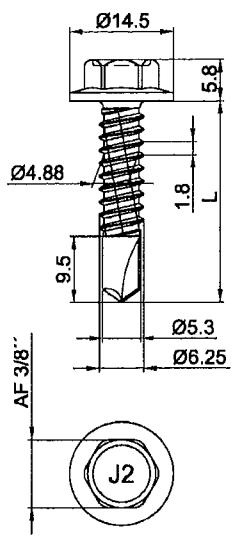
of European technical approval

ETA-10/0200

	<p><b>Materials</b></p> <p>Fastener: carbon steel  case hardened and galvanized</p> <p>Washer: carbon steel, galvanized  stainless Steel (1.4301) - EN 10088</p> <p>Component I: S280GD, S320GD or S350GD - EN 10346  Component II: S235, S275 or S355 - EN 10025-1</p> <hr/> <p><b>Drilling capacity</b> <math>\Sigma t_i \leq 9,50 \text{ mm}</math></p> <hr/> <p><b>Timber substructures</b>  no performance determined</p>
---	--

$t_{N,II}$ [mm]	4,00	5,00	6,00	8,00	10,0	12,0	13,0	14,0
$M_{t,nom}$	7 Nm				—			
$V_{R,k}$ [kN] for $t_{N,I}$ [mm]	0,50	— —	— —	— —	— —	— —	— —	— —
	0,55	— —	— —	— —	— —	— —	— —	— —
	0,63	3,00 abcd	3,00 abcd	3,00 abcd	3,00 abcd	— —	— —	— —
	0,75	3,70 ac	3,70 ac	3,70 ac	3,70 ac	— —	— —	— —
	0,88	4,20 ac	4,20 ac	4,20 ac	4,20 a	— —	— —	— —
	1,00	4,80 ac	4,80 ac	4,80 ac	4,80 a	— —	— —	— —
	1,13	5,40 ac	5,40 ac	5,40 ac	5,40 a	— —	— —	— —
	1,25	5,80 ac	5,80 ac	5,80 ac	5,80 a	— —	— —	— —
	1,50	6,70 —	6,70 —	6,70 —	6,70 —	— —	— —	— —
	1,75	6,70 —	6,70 —	6,70 —	— —	— —	— —	— —
	2,00	6,70 —	6,70 —	6,70 —	— —	— —	— —	— —
$N_{R,k}$ [kN] for $t_{N,I}$ [mm]	0,50	1,73 abcd	1,73 abcd	1,73 abcd	1,73 abcd	— —	— —	— —
	0,55	2,18 abcd	2,18 abcd	2,18 abcd	2,18 abcd	— —	— —	— —
	0,63	3,20 abcd	3,20 abcd	3,20 abcd	3,20 abcd	— —	— —	— —
	0,75	4,10 ac	4,10 ac	4,10 ac	4,10 ac	— —	— —	— —
	0,88	5,00 ac	5,00 ac	5,00 ac	5,00 a	— —	— —	— —
	1,00	5,80 ac	5,80 ac	5,80 ac	5,80 a	— —	— —	— —
	1,13	5,80 ac	6,80 ac	6,80 ac	6,80 a	— —	— —	— —
	1,25	5,80 ac	6,80 ac	7,60 ac	7,60 a	— —	— —	— —
	1,50	5,80 —	6,80 —	9,30 —	9,30 —	— —	— —	— —
	1,75	5,80 —	6,80 —	9,30 —	— —	— —	— —	— —
	2,00	5,80 —	6,80 —	9,30 —	— —	— —	— —	— —

Self drilling screw	<b>Annex 18</b>  of European technical approval  <b>ETA-10/0200</b>
JT2-8-5,5 x L with hexagon head and sealing washer $\geq \text{Ø}16 \text{ mm}$	

	<p><b>Materials</b></p> <p>Fastener: carbon steel case hardened and galvanized</p> <p>Washer: none</p> <p>Component I: S280GD, S320GD or S350GD - EN 10346</p> <p>Component II: S235, S275 or S355 - EN 10025-1 S280GD, S320GD or S350GD - EN 10346</p> <hr/> <p><b>Drilling capacity</b> <math>\Sigma t_i \leq 6,50</math> mm</p> <hr/> <p><b>Timber substructures</b></p> <p>no performance determined</p>
---	--

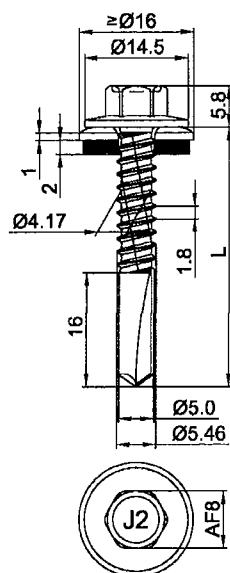
$t_{N,II}$ [mm]	1,50	2,00	2,50	3,00	4,00	5,00	6,00	7,00
$M_{t,nom}$	7 Nm							—
$V_{R,k}$ [kN] for $t_{N,I}$ [mm]	0,50	—	—	—	—	—	—	—
0,55	—	—	—	—	—	—	—	—
0,63	—	2,40 abcd	2,40 abcd	2,40 abcd	2,40 abcd	2,40 ac	—	—
0,75	—	2,90 ac	3,10 ac	3,10 ac	3,10 ac	3,10 ac	—	—
0,88	—	3,50 ac	3,80 ac	3,80 ac	3,80 ac	3,80 a	—	—
1,00	—	4,00 ac	4,60 ac	4,60 ac	4,60 ac	4,60 a	—	—
1,13	—	4,60 ac	5,20 ac	5,20 ac	5,20 ac	5,20 a	—	—
1,25	—	5,20 —	5,80 ac	5,80 ac	5,80 ac	5,80 a	—	—
1,50	—	6,40 —	7,20 —	7,20 —	7,20 —	7,20 —	—	—
1,75	—	6,40 —	7,20 —	7,20 —	7,20 —	—	—	—
2,00	—	6,40 —	7,20 —	7,20 —	7,20 —	—	—	—
$N_{R,k}$ [kN] for $t_{N,I}$ [mm]	0,50	—	—	—	—	—	—	—
0,55	—	—	—	—	—	—	—	—
0,63	—	2,10 abcd	2,10 abcd	2,10 abcd	2,10 abcd	2,10 ac	—	—
0,75	—	2,80 ac	2,80 ac	2,80 ac	2,80 ac	2,80 ac	—	—
0,88	—	3,40 ac	3,60 ac	3,60 ac	3,60 ac	3,60 a	—	—
1,00	—	3,40 ac	4,30 ac	4,30 ac	4,30 ac	4,30 a	—	—
1,13	—	3,40 ac	4,70 ac	5,50 ac	5,50 ac	5,50 a	—	—
1,25	—	3,40 —	4,70 ac	6,20 ac	6,60 ac	6,60 a	—	—
1,50	—	3,40 —	4,70 —	6,20 —	8,70 —	8,70 —	—	—
1,75	—	3,40 —	4,70 —	6,20 —	8,70 —	—	—	—
2,00	—	3,40 —	4,70 —	6,20 —	8,70 —	—	—	—

Self drilling screw	<b>Annex 19</b>  of European technical approval  <b>ETA-10/0200</b>
JT2-6-6,3 x L with hexagon head	

	<p><b>Materials</b></p> <p>Fastener: carbon steel case hardened and galvanized</p> <p>Washer: carbon steel, galvanized stainless Steel (1.4301) - EN 10088</p> <p>Component I: S280GD, S320GD or S350GD - EN 10346 Component II: S235, S275 or S355 - EN 10025-1 S280GD, S320GD or S350GD - EN 10346</p> <hr/> <p><b>Drilling capacity</b> <math>\Sigma t_i \leq 6,50 \text{ mm}</math></p> <hr/> <p><b>Timber substructures</b> no performance determined</p>
--	--

$t_{N,II}$ [mm]	1,50	2,00	2,50	3,00	4,00	5,00	6,00	7,00
$M_{t,nom}$	—	7 Nm						—
$V_{R,k}$ [kN] for $t_{N,I}$ [mm]	0,50	—	—	—	—	—	—	—
	0,55	—	—	—	—	—	—	—
	0,63	—	—	—	—	—	—	—
	0,75	—	—	—	—	—	—	—
	0,88	—	—	—	—	—	—	—
	1,00	—	—	—	—	—	—	—
	1,13	—	—	—	—	—	—	—
	1,25	—	—	—	—	—	—	—
	1,50	—	—	—	—	—	—	—
	1,75	—	—	—	—	—	—	—
	2,00	—	—	—	—	—	—	—
$N_{R,k}$ [kN] for $t_{N,I}$ [mm]	0,50	—	—	—	—	—	—	—
	0,55	—	—	—	—	—	—	—
	0,63	—	—	—	—	—	—	—
	0,75	—	—	—	—	—	—	—
	0,88	—	—	—	—	—	—	—
	1,00	—	—	—	—	—	—	—
	1,13	—	—	—	—	—	—	—
	1,25	—	—	—	—	—	—	—
	1,50	—	—	—	—	—	—	—
	1,75	—	—	—	—	—	—	—
	2,00	—	—	—	—	—	—	—

<p>Self drilling screw</p> <p>JT2-6-6,3 x L with hexagon head and sealing washer <math>\geq \text{Ø}16 \text{ mm}</math></p>	<p><b>Annex 20</b></p> <p>of European technical approval</p> <p><b>ETA-10/0200</b></p>



#### Materials

Fastener: carbon steel  
case hardened and galvanized  
Washer: carbon steel, galvanized  
stainless Steel (1.4301) - EN 10088  
Component I: S280GD - EN 10346  
Component II: S235, S275 or S355 - EN 10025-1

Drilling capacity  $\Sigma t_i \leq 13,00$  mm

#### Timber substructures

no performance determined

$t_{N,II}$ [mm]	4,00	5,00	6,00	8,00	10,0	12,0	13,0	14,0
$M_{t,nom}$	7 Nm							
$V_{R,k}$ [kN] for $t_{N,I}$ [mm]	0,50	—	—	—	—	—	—	—
0,55	—	—	—	—	—	—	—	—
0,63	2,20	ac	2,20	ac	2,20	ac	2,20	ac
0,75	2,80	ac	2,80	ac	2,80	ac	2,80	ac
0,88	3,50	ac	3,50	ac	3,50	ac	3,50	a
1,00	4,20	—	4,20	ac	4,20	ac	4,20	a
1,13	4,20	—	4,90	—	4,90	—	—	—
1,25	4,20	—	5,60	—	5,60	—	—	—
1,50	4,20	—	6,40	—	7,20	—	—	—
1,75	4,20	—	6,40	—	7,20	—	—	—
2,00	4,20	—	6,40	—	7,20	—	—	—
$N_{R,k}$ [kN] for $t_{N,I}$ [mm]	0,50	1,30	ac	1,30	ac	1,30	ac	1,30
0,55	1,64	ac	1,64	ac	1,64	ac	1,64	ac
0,63	2,40	ac	2,40	ac	2,40	ac	2,40	ac
0,75	3,10	ac	3,10	ac	3,10	ac	3,10	ac
0,88	3,90	ac	3,90	ac	3,90	ac	3,90	a
1,00	4,70	—	4,70	ac	4,70	ac	4,70	a
1,13	4,70	—	5,60	—	5,60	—	—	—
1,25	4,70	—	6,40	—	6,40	—	—	—
1,50	4,70	—	6,40	—	6,40	—	—	—
1,75	4,70	—	6,40	—	6,40	—	—	—
2,00	4,70	—	6,40	—	6,40	—	—	—

Self drilling screw

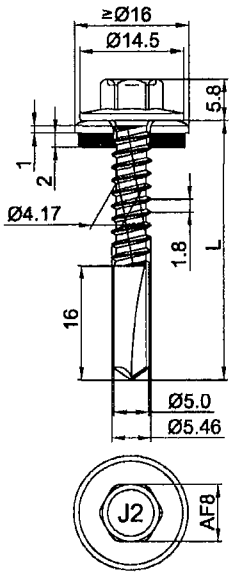
JT2-12-5,5 x L

with hexagon head and sealing washer  $\geq \text{Ø}16$  mm

Annex 21

of European technical approval

ETA-10/0200

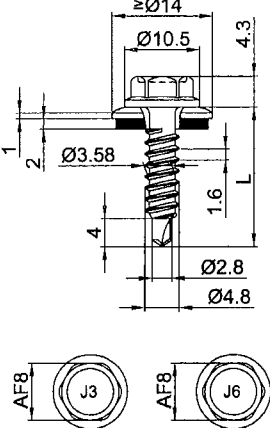
	<p><b>Materials</b></p> <p>Fastener: carbon steel case hardened and galvanized</p> <p>Washer: carbon steel, galvanized stainless Steel (1.4301) - EN 10088</p> <p>Component I: S320GD or S350GD - EN 10346</p> <p>Component II: S235, S275 or S355 - EN 10025-1</p>
	<p><b>Drilling capacity</b> <math>\Sigma t_i \leq 13,00 \text{ mm}</math></p>
	<p><b>Timber substructures</b></p> <p>no performance determined</p>

$t_{N,II}$ [mm]	4,00	5,00	6,00	8,00	10,0	12,0	13,0	14,0
$M_{t,nom}$	7 Nm						—	—
$V_{R,k}$ [kN] for $t_{N,I}$ [mm]	0,50	—	—	—	—	—	—	—
	0,55	—	—	—	—	—	—	—
	0,63	2,50 ac	2,50 ac	2,50 ac	2,50 ac	2,50 ac	—	—
	0,75	3,20 ac	3,20 ac	3,20 ac	3,20 ac	3,20 ac	—	—
	0,88	3,90 ac	3,90 ac	3,90 ac	3,90 ac	3,90 a	—	—
	1,00	4,20 —	4,60 ac	4,60 ac	4,60 ac	4,60 a	—	—
	1,13	4,20 —	5,30 —	5,30 —	5,30 —	—	—	—
	1,25	4,20 —	6,00 —	6,00 —	6,00 —	—	—	—
	1,50	4,20 —	6,40 —	7,20 —	7,60 —	—	—	—
	1,75	4,20 —	6,40 —	7,20 —	7,60 —	—	—	—
	2,00	4,20 —	6,40 —	7,20 —	7,60 —	—	—	—
$N_{R,k}$ [kN] for $t_{N,I}$ [mm]	0,50	1,40 ac	1,40 ac	1,40 ac	1,40 ac	1,40 ac	—	—
	0,55	1,77 ac	1,77 ac	1,77 ac	1,77 ac	1,77 ac	—	—
	0,63	2,60 ac	2,60 ac	2,60 ac	2,60 ac	2,60 ac	—	—
	0,75	3,30 ac	3,30 ac	3,30 ac	3,30 ac	3,30 ac	—	—
	0,88	4,20 ac	4,20 ac	4,20 ac	4,20 ac	4,20 a	—	—
	1,00	4,70 —	5,00 ac	5,00 ac	5,00 ac	5,00 a	—	—
	1,13	4,70 —	6,00 —	6,00 —	6,00 —	—	—	—
	1,25	4,70 —	6,90 —	6,90 —	6,90 —	—	—	—
	1,50	4,70 —	6,90 —	6,90 —	6,90 —	—	—	—
	1,75	4,70 —	6,90 —	6,90 —	6,90 —	—	—	—
	2,00	4,70 —	6,90 —	6,90 —	6,90 —	—	—	—

Self drilling screw	<p><b>Annex 22</b></p> <p>of European technical approval</p> <p><b>ETA-10/0200</b></p>
<p><b>JT2-12-5,5 x L</b></p> <p>with hexagon head and sealing washer <math>\geq \text{Ø}16 \text{ mm}</math></p>	

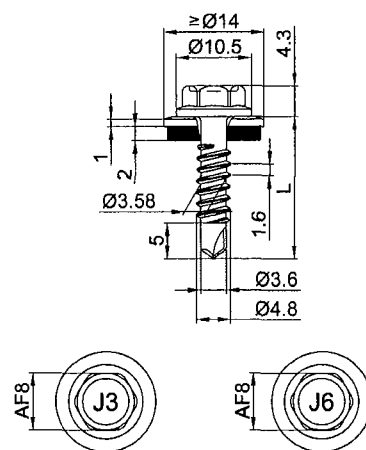
	<p><b>Materials</b></p> <p>Fastener: stainless steel (1.4301) - EN 10088,  stainless steel (1.4404) - EN 10088</p> <p>Washer: stainless steel (1.4301) - EN 10088</p> <p>Component I: S280GD, S320GD or S350GD - EN 10346</p> <p>Component II: S235 - EN 10025-1  S280GD, S320GD or S350GD - EN 10346</p> <p><b>Drilling capacity</b> <math>\Sigma t_i \leq 2,20</math> mm</p> <p><b>Timber substructures</b>  no performance determined</p>
---	--

$t_{N,II}$ [mm]	0,40	0,50	0,55	0,63	0,75	0,88	1,00	1,13	1,25	1,50	1,75
$M_{t,nom}$	—										
$V_{R,k}$ [kN] for $t_{N,I}$ [mm]	0,40	0,55	0,55	0,55	0,55	0,55	0,55	0,55	0,55	0,55	0,55
	0,50	0,55	0,89	0,89	0,89	0,89	0,89	0,89	0,89	0,89	—
	0,55	0,55	0,89	1,06	1,06	1,06	1,06	1,06	1,06	1,06	—
	0,63	0,55	0,89	1,06	1,28	1,28	1,28	1,28	1,28	1,28	—
	0,75	0,55	0,89	1,06	1,28	1,61	1,61	1,61	1,61	—	—
	0,88	0,55	0,89	1,06	1,28	1,61	1,86	1,86	1,86	—	—
	1,00	0,55	0,89	1,06	1,28	1,61	1,86	2,09	—	—	—
	1,13	0,55	0,89	1,06	1,28	1,61	1,86	2,09	—	—	—
	1,25	0,55	0,89	1,06	1,28	1,61	1,86	—	—	—	—
	1,50	0,55	0,89	1,06	1,28	—	—	—	—	—	—
	1,75	0,55	—	—	—	—	—	—	—	—	—
$N_{R,k}$ [kN] for $t_{N,I}$ [mm]	0,40	0,42	0,62	0,72	0,88	0,97	0,97	0,97	0,97	0,97	0,97
	0,50	0,42	0,62	0,72	0,88	1,12	1,38	1,39	1,39	1,39	—
	0,55	0,42	0,62	0,72	0,88	1,12	1,38	1,60	1,60	1,60	—
	0,63	0,42	0,62	0,72	0,88	1,12	1,38	1,60	1,60	1,60	—
	0,75	0,42	0,62	0,72	0,88	1,12	1,38	1,60	1,60	1,60	—
	0,88	0,42	0,62	0,72	0,88	1,12	1,38	1,60	1,60	1,60	—
	1,00	0,42	0,62	0,72	0,88	1,12	1,38	1,60	1,60	—	—
	1,13	0,42	0,62	0,72	0,88	1,12	1,38	1,60	—	—	—
	1,25	0,42	0,62	0,72	0,88	1,12	1,38	—	—	—	—
	1,50	0,42	0,62	0,72	0,88	—	—	—	—	—	—
	1,75	0,42	—	—	—	—	—	—	—	—	—

If both components I and II are made of S320GD or S350GD the values may be increased by 8,3%.

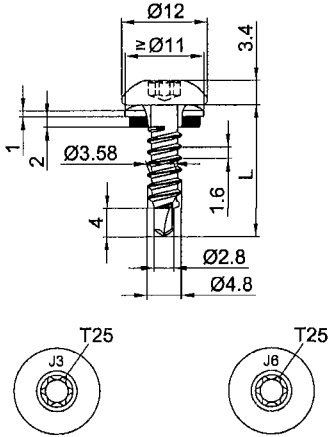
Self drilling screw	<b>Annex 23</b> of European technical approval <b>ETA-10/0200</b>
JT3-2H-4,8 x L JT6-2H-4,8 x L with undercut and hexagon head and sealing washer $\geq \text{Ø}14$ mm	



	<p><b>Materials</b></p> <p>Fastener: stainless steel (1.4301) - EN 10088, stainless steel (1.4404) - EN 10088</p> <p>Washer: stainless steel (1.4301) - EN 10088</p> <p>Component I: S280GD, S320GD or S350GD - EN 10346</p> <p>Component II: S235 - EN 10025-1 S280GD, S320GD or S350GD - EN 10346</p> <hr/> <p><b>Drilling capacity</b> <math>\Sigma t_i \leq 3,25 \text{ mm}</math></p> <hr/> <p><b>Timber substructures</b> no performance determined</p>
---	---

$t_{N,II}$ [mm]	0,63		0,75		0,88		1,00		1,13		1,25		1,50		2,00		
$M_{t,nom}$	—		3 Nm														
$V_{R,k}$ [kN] for $t_{N,I}$ [mm]	0,50	—	—	1,00	ac	1,10	ac	1,20	ac	1,20	ac	1,20	abcd	1,20	abc	1,20	abc
	0,55	—	—	1,15	—	1,25	—	1,40	ac	1,40	ac	1,45	ac	1,45	ac	1,45	ac
	0,63	—	—	1,30	—	1,40	—	1,60	ac	1,60	ac	1,70	ac	1,70	ac	1,70	ac
	0,75	—	—	1,60	—	1,80	—	1,90	ac	2,00	ac	2,10	ac	2,10	ac	2,10	a
	0,88	—	—	1,60	—	1,90	—	2,30	—	2,50	—	2,70	—	2,70	—	2,70	a
	1,00	—	—	1,60	—	2,10	—	2,60	—	2,90	—	3,10	—	3,10	—	3,10	a
	1,13	—	—	1,60	—	2,10	—	2,60	—	2,90	—	3,40	—	3,40	—	3,50	—
	1,25	—	—	1,60	—	2,10	—	2,60	—	2,90	—	3,70	—	3,70	—	3,80	—
	1,50	—	—	1,60	—	2,10	—	2,60	—	2,90	—	3,70	—	3,70	—	—	—
	1,75	—	—	1,60	—	2,10	—	2,60	—	2,90	—	3,70	—	3,70	—	—	—
2,00	—	—	1,60	—	2,10	—	2,60	—	2,90	—	3,70	—	—	—	—	—	
$N_{R,k}$ [kN] for $t_{N,I}$ [mm]	0,50	—	—	0,80	ac	1,10	ac	1,20	ac	1,50	ac	1,60	abcd	1,60	abc	1,60	abc
	0,55	—	—	0,80	—	1,10	—	1,20	ac	1,50	ac	1,65	ac	2,00	ac	2,05	ac
	0,63	—	—	0,80	—	1,10	—	1,20	ac	1,50	ac	1,70	ac	2,40	ac	2,50	ac
	0,75	—	—	0,80	—	1,10	—	1,20	ac	1,50	ac	1,70	ac	2,40	ac	3,40	a
	0,88	—	—	0,80	—	1,10	—	1,20	—	1,50	—	1,70	—	2,40	—	3,40	a
	1,00	—	—	0,80	—	1,10	—	1,20	—	1,50	—	1,70	—	2,40	—	3,40	a
	1,13	—	—	0,80	—	1,10	—	1,20	—	1,50	—	1,70	—	2,40	—	3,40	—
	1,25	—	—	0,80	—	1,10	—	1,20	—	1,50	—	1,70	—	2,40	—	3,40	—
	1,50	—	—	0,80	—	1,10	—	1,20	—	1,50	—	1,70	—	2,40	—	—	—
	1,75	—	—	0,80	—	1,10	—	1,20	—	1,50	—	1,70	—	2,40	—	—	—
2,00	—	—	0,80	—	1,10	—	1,20	—	1,50	—	1,70	—	—	—	—	—	

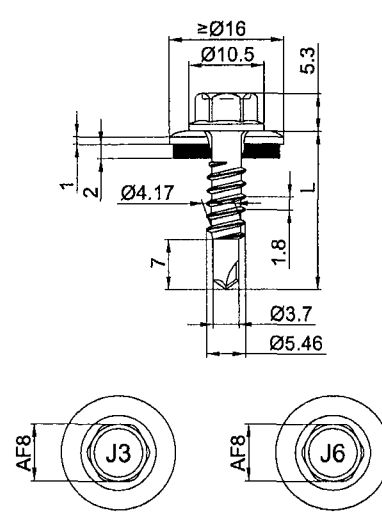
Self drilling screw	<b>Annex 24</b>  of European technical approval  <b>ETA-10/0200</b>
JT3-3H-4,8 x L JT6-3H-4,8 x L with undercut, hexagon head and sealing washer $\geq \text{Ø}14 \text{ mm}$	

	<p><b>Materials</b></p> <p>Fastener: stainless steel (1.4301) - EN 10088, stainless steel (1.4404) - EN 10088</p> <p>Washer: stainless steel (1.4301) - EN 10088</p> <p>Component I: S280GD, S320GD or S350GD - EN 10346</p> <p>Component II: S235 - EN 10025-1 S280GD, S320GD or S350GD - EN 10346</p> <hr/> <p><b>Drilling capacity</b> <math>\Sigma t_i \leq 2,20</math> mm</p> <hr/> <p><b>Timber substructures</b></p> <p>no performance determined</p>
---	--

$t_{N,II}$ [mm]	0,40	0,50	0,55	0,63	0,75	0,88	1,00	1,13	1,25	1,50	1,75
$M_{t,nom}$	—										
$V_{R,k}$ [kN] for $t_{N,I}$ [mm]	0,40	0,49	0,49	0,49	0,49	0,49	0,49	0,49	0,49	0,49	0,49
	0,50	0,49	0,80	0,80	0,80	0,80	0,80	0,80	0,80	0,80	—
	0,55	0,49	0,80	0,95	0,95	0,95	0,95	0,95	0,95	0,95	—
	0,63	0,49	0,80	0,95	1,15	1,15	1,15	1,15	1,15	1,15	—
	0,75	0,49	0,80	0,95	1,15	1,45	1,45	1,45	1,45	—	—
	0,88	0,49	0,80	0,95	1,15	1,45	1,68	1,68	1,68	—	—
	1,00	0,49	0,80	0,95	1,15	1,45	1,68	1,88	—	—	—
	1,13	0,49	0,80	0,95	1,15	1,45	1,68	1,88	—	—	—
	1,25	0,49	0,80	0,95	1,15	1,45	1,68	—	—	—	—
	1,50	0,49	0,80	0,95	1,15	—	—	—	—	—	—
	1,75	0,49	—	—	—	—	—	—	—	—	—
$N_{R,k}$ [kN] for $t_{N,I}$ [mm]	0,40	0,42	0,62	0,72	0,85	0,85	0,85	0,85	0,85	0,85	0,85
	0,50	0,42	0,62	0,72	0,88	1,12	1,38	1,38	1,38	1,38	—
	0,55	0,42	0,62	0,72	0,88	1,12	1,38	1,62	1,62	1,62	—
	0,63	0,42	0,62	0,72	0,88	1,12	1,38	1,62	1,62	1,62	—
	0,75	0,42	0,62	0,72	0,88	1,12	1,38	1,62	1,62	—	—
	0,88	0,42	0,62	0,72	0,88	1,12	1,38	1,62	1,62	—	—
	1,00	0,42	0,62	0,72	0,88	1,12	1,38	1,62	1,62	—	—
	1,13	0,42	0,62	0,72	0,88	1,12	1,38	1,62	—	—	—
	1,25	0,42	0,62	0,72	0,88	1,12	1,38	—	—	—	—
	1,50	0,42	0,62	0,72	0,88	—	—	—	—	—	—
	1,75	0,42	—	—	—	—	—	—	—	—	—

If both components I and II are made of S320GD or S350GD the values may be increased by 8,3%.

Self drilling screw	<b>Annex 25</b>  of European technical approval  <b>ETA-10/0200</b>
JT3-FR-2H-4,8 x L JT6-FR-2H-4,8 x L with undercut, round head with Torx® drive system and sealing washer $\geq \varnothing 11$ mm	

	<p><b>Materials</b></p> <p>Fastener: stainless steel (1.4301) - EN 10088, stainless steel (1.4404) - EN 10088</p> <p>Washer: stainless steel (1.4301) - EN 10088</p> <p>Component I: S280GD, S320GD or S350GD - EN 10346</p> <p>Component II: S235 - EN 10025-1 S280GD, S320GD or S350GD - EN 10346</p> <hr/> <p><b>Drilling capacity</b> <math>\Sigma t_i \leq 2,50 \text{ mm}</math></p> <hr/> <p><b>Timber substructures</b> no performance determined</p>
---	---

$t_{N,II}$ [mm]	0,63	0,75	0,88	1,00	1,13	1,25	1,50	2,00
$M_{t,nom}$	5 Nm							
$V_{R,k}$ [kN] for $t_{N,I}$ [mm]	0,50	—	—	—	—	—	—	—
	0,55	—	—	—	—	—	—	—
	0,63	1,00	—	1,00	—	1,00	—	1,00 ac
	0,75	1,00	—	1,70	—	1,70	—	1,70 —
	0,88	1,00	—	1,70	—	1,70	—	1,70 —
	1,00	1,00	—	1,70	—	1,70	—	1,70 —
	1,13	1,00	—	1,70	—	1,70	—	— —
	1,25	1,00	—	1,70	—	1,70	—	— —
	1,50	1,00	—	1,70	—	—	—	— —
	1,75	1,00	—	—	—	—	—	— —
	2,00	—	—	—	—	—	—	— —
$N_{R,k}$ [kN] for $t_{N,I}$ [mm]	0,50	0,32	—	0,43	—	0,49	—	0,59 —
	0,55	0,41	—	0,55	—	0,61	—	0,75 —
	0,63	0,60	—	0,80	—	0,90	—	1,10 —
	0,75	0,60	—	0,80	—	0,90	—	1,10 —
	0,88	0,60	—	0,80	—	0,90	—	1,10 —
	1,00	0,60	—	0,80	—	0,90	—	1,10 —
	1,13	0,60	—	0,80	—	0,90	—	1,10 —
	1,25	0,60	—	0,80	—	0,90	—	1,10 —
	1,50	0,60	—	0,80	—	—	—	— —
	1,75	0,60	—	0,80	—	—	—	— —
	2,00	—	—	—	—	—	—	— —

<p>Self drilling screw</p> <p>JT3-2H-5,5 x L JT6-2H-5,5 x L</p> <p>with undercut, hexagon head and sealing washer <math>\geq \text{Ø}16 \text{ mm}</math></p>	<p><b>Annex 26</b></p> <p>of European technical approval</p> <p><b>ETA-10/0200</b></p>
---	--

	<p><b>Materials</b></p> <p>Fastener: stainless steel (1.4301) - EN 10088, stainless steel (1.4404) - EN 10088</p> <p>Washer: stainless steel (1.4301) - EN 10088</p> <p>Component I: S280GD, S320GD or S350GD - EN 10346</p> <p>Component II: S235 - EN 10025-1 S280GD, S320GD or S350GD - EN 10346</p>
	<p><b>Drilling capacity</b> <math>\Sigma t_i \leq 3,50 \text{ mm}</math></p>
	<p><b>Timber substructures</b></p> <p>no performance determined</p>

$t_{N,II}$ [mm]	0,40	0,50	0,55	0,63	0,75	0,88	1,00	1,13	1,25	1,50	2,00
$M_{t,nom}$	1 Nm			2 Nm			2,5 Nm				
$V_{R,k}$ [kN] for $t_{N,I}$ [mm]	0,50	0,56	0,60	0,64	0,68	0,83	0,98	1,13	1,13	1,13	1,13
	0,55	0,58	0,67	0,73	0,78	0,94	1,09	1,25	1,25	1,25	1,25
	0,63	0,60	0,71	0,82	0,87	1,04	1,21	1,38	1,38	1,38	1,38
	0,75	0,62	0,74	0,86	0,97	1,15	1,33	1,51	1,51	1,51	1,51
	0,88	0,62	0,74	0,86	1,02	1,42	2,04	2,67	2,67	2,67	2,67
	1,00	0,62	0,74	0,86	1,06	1,56	2,15	2,77	2,77	2,77	2,77
	1,13	0,62	0,74	0,86	1,11	1,70	2,28	2,87	3,22	3,57	3,92
	1,25	0,62	0,74	0,86	1,11	1,70	2,28	2,87	3,22	3,57	3,92
$N_{R,k}$ [kN] for $t_{N,I}$ [mm]	1,50	0,62	0,74	0,86	1,11	1,70	2,28	2,87	3,22	3,57	3,92
	1,75	0,62	0,74	0,86	1,11	1,70	2,28	2,87	3,22	3,57	3,92
	2,00	0,62	0,74	0,86	1,11	1,70	2,28	2,87	3,22	3,57	3,92
	0,50	0,30	0,41	0,47	0,56	0,73	1,06	1,40	1,48	1,48	1,48
	0,55	0,30	0,41	0,47	0,56	0,73	1,06	1,40	1,65	1,65	1,65
	0,63	0,30	0,41	0,47	0,56	0,73	1,06	1,40	1,71	1,83	1,83
	0,75	0,30	0,41	0,47	0,56	0,73	1,06	1,40	1,71	1,99	2,23
	0,88	0,30	0,41	0,47	0,56	0,73	1,06	1,40	1,71	1,99	2,59
	1,00	0,30	0,41	0,47	0,56	0,73	1,06	1,40	1,71	1,99	2,59
	1,13	0,30	0,41	0,47	0,56	0,73	1,06	1,40	1,71	1,99	2,59
	1,25	0,30	0,41	0,47	0,56	0,73	1,06	1,40	1,71	1,99	2,59
	1,50	0,30	0,41	0,47	0,56	0,73	1,06	1,40	1,71	1,99	2,59
	1,75	0,30	0,41	0,47	0,56	0,73	1,06	1,40	1,71	1,99	2,59
	2,00	0,30	0,41	0,47	0,56	0,73	1,06	1,40	1,71	1,99	2,59
	0,50	0,30	0,41	0,47	0,56	0,73	1,06	1,40	1,71	1,99	2,59
	0,55	0,30	0,41	0,47	0,56	0,73	1,06	1,40	1,71	1,99	2,59

If both components I and II are made of S320GD or S350GD the values may be increased by 8,3%.

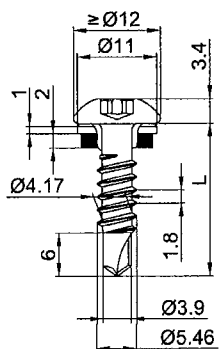
Self drilling screw	<p><b>Annex 27</b></p> <p>of European technical approval</p> <p><b>ETA-10/0200</b></p>
<p>JT3-2H Plus - 5,5 x L JT6-2H Plus - 5,5 x L JT3-FR-2H Plus - 5,5 x L JT6-FR-2H Plus - 5,5 x L</p> <p>with undercut, hexagon head or round head with Torx® drive system and sealing washer <math>\geq \text{Ø}16 \text{ mm}</math></p>	

	<p><b>Materials</b></p> <p>Fastener: stainless steel (1.4301) - EN 10088, stainless steel (1.4404) - EN 10088</p> <p>Washer: stainless steel (1.4301) - EN 10088</p> <p>Component I: S280GD, S320GD or S350GD - EN 10346</p> <p>Component II: S235 - EN 10025-1 S280GD, S320GD or S350GD - EN 10346</p>
	<p><b>Drilling capacity</b> <math>\Sigma t_i \leq 3,50 \text{ mm}</math></p>
	<p><b>Timber substructures</b></p> <p>no performance determined</p>

$t_{N,II}$ [mm]	2 x 0,63	2 x 0,75	2 x 0,88	2 x 1,00	2 x 1,13	2 x 1,25
$M_{t,nom}$	2 Nm	3 Nm		4 Nm		
$V_{R,k}$ [kN] for $t_{N,I}$ [mm]						
0,40	—	—	—	—	—	—
0,50	—	—	—	—	—	—
0,55	—	—	—	—	—	—
0,63	1,65	1,78	1,91	2,04	2,04	2,04
0,75	1,65	2,60	2,76	2,92	2,92	2,92
0,88	1,65	2,60	3,39	3,55	3,55	3,55
1,00	1,65	2,60	3,39	4,17	4,17	4,17
1,13	1,65	2,60	3,39	4,17	4,17	—
1,25	1,65	2,60	3,39	4,17	—	—
1,50	1,65	2,60	3,39	4,17	—	—
1,75	1,65	2,60	—	—	—	—
$N_{R,k}$ [kN] for $t_{N,I}$ [mm]						
0,40	1,01	1,48	1,48	1,48	1,48	1,48
0,50	1,01	1,65	1,65	1,65	1,65	1,65
0,55	1,01	1,78	1,83	1,83	1,83	1,83
0,63	1,01	1,78	2,23	2,23	2,23	2,23
0,75	1,01	1,78	2,31	2,84	2,84	2,84
0,88	1,01	1,78	2,31	2,84	2,84	2,84
1,00	1,01	1,78	2,31	2,84	2,84	2,84
1,13	1,01	1,78	2,31	2,84	2,84	—
1,25	1,01	1,78	2,31	2,84	—	—
1,50	1,01	1,78	2,31	2,84	—	—
1,75	1,01	1,78	—	—	—	—

If both components I and II are made of S320GD or S350GD the values may be increased by 8,3%.

Self drilling screw	<p><b>Annex 28</b></p> <p>of European technical approval</p> <p><b>ETA-10/0200</b></p>
<p>JT3-2H Plus - 5,5 x L JT6-2H Plus - 5,5 x L JT3-FR-2H Plus - 5,5 x L JT6-FR-2H Plus - 5,5 x L</p> <p>with undercut, hexagon head or round head with Torx® drive system and sealing washer <math>\geq \text{Ø}16 \text{ mm}</math></p>	



#### Materials

Fastener: stainless steel (1.4301) - EN 10088,  
stainless steel (1.4404) - EN 10088  
Washer: stainless steel (1.4301) - EN 10088  
Component I: S280GD, S320GD or S350GD - EN 10346  
Component II: S235 - EN 10025-1  
S280GD, S320GD or S350GD - EN 10346

#### Drilling capacity

$\Sigma t_i \leq 3,50 \text{ mm}$

#### Timber substructures

no performance determined

$t_{N,II}$ [mm]	0,40	0,50	0,55	0,63	0,75	0,88	1,00	1,13	1,25	1,50	2,00
$M_{t,nom}$	1 Nm			2 Nm			2,5 Nm				
$V_{R,k}$ [kN] for $t_{N,I}$ [mm]	0,50	0,56	0,60	0,64	0,68	0,83	0,98	1,13	1,13	1,13	1,13
	0,55	0,58	0,67	0,73	0,78	0,94	1,09	1,25	1,25	1,25	1,25
	0,63	0,60	0,71	0,82	0,87	1,04	1,21	1,38	1,38	1,38	1,38
	0,75	0,62	0,74	0,86	0,97	1,15	1,33	1,51	1,51	1,51	1,51
	0,88	0,62	0,74	0,86	1,02	1,42	2,04	2,67	2,67	2,67	2,67
	1,00	0,62	0,74	0,86	1,06	1,56	2,15	2,77	2,77	2,77	2,77
	1,13	0,62	0,74	0,86	1,11	1,70	2,28	2,87	3,22	3,57	3,92
	1,25	0,62	0,74	0,86	1,11	1,70	2,28	2,87	3,22	3,57	3,92
	1,50	0,62	0,74	0,86	1,11	1,70	2,28	2,87	3,22	3,57	3,92
	1,75	0,62	0,74	0,86	1,11	1,70	2,28	2,87	3,22	3,57	—
	2,00	0,62	0,74	0,86	1,11	1,70	2,28	2,87	3,22	3,57	—
$N_{R,k}$ [kN] for $t_{N,I}$ [mm]	0,50	0,30	0,41	0,47	0,56	0,73	0,86	0,86	0,86	0,86	0,86
	0,55	0,30	0,41	0,47	0,56	0,73	1,04	1,04	1,04	1,04	1,04
	0,63	0,30	0,41	0,47	0,56	0,73	1,06	1,20	1,20	1,20	1,20
	0,75	0,30	0,41	0,47	0,56	0,73	1,06	1,40	1,56	1,56	1,56
	0,88	0,30	0,41	0,47	0,56	0,73	1,06	1,40	1,71	1,99	2,32
	1,00	0,30	0,41	0,47	0,56	0,73	1,06	1,40	1,71	1,99	2,32
	1,13	0,30	0,41	0,47	0,56	0,73	1,06	1,40	1,71	1,99	2,32
	1,25	0,30	0,41	0,47	0,56	0,73	1,06	1,40	1,71	1,99	2,32
	1,50	0,30	0,41	0,47	0,56	0,73	1,06	1,40	1,71	1,99	2,32
	1,75	0,30	0,41	0,47	0,56	0,73	1,06	1,40	1,71	1,99	—
	2,00	0,30	0,41	0,47	0,56	0,73	1,06	1,40	1,71	1,99	—

If both components I and II are made of S320GD or S350GD the values may be increased by 8,3%.

Self drilling screw

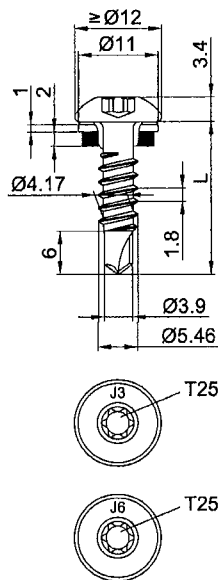
JT3-FR-2H Plus-5,5 x L  
JT6-FR-2H Plus-5,5 x L

with undercut, round head with Torx® drive system and sealing washer  $\geq \text{Ø}11 \text{ mm}$

**Annex 29**

of European technical approval

**ETA-10/0200**



#### Materials

Fastener: stainless steel (1.4301) - EN 10088,  
stainless steel (1.4404) - EN 10088  
Washer: stainless steel (1.4301) - EN 10088  
Component I: S280GD, S320GD or S350GD - EN 10346  
Component II: S235 - EN 10025-1  
S280GD, S320GD or S350GD - EN 10346

#### Drilling capacity

$\Sigma t_i \leq 3,50 \text{ mm}$

#### Timber substructures

no performance determined

$t_{N,II}$ [mm]	2 x 0,63	2 x 0,75	2 x 0,88	2 x 1,00	2 x 1,13	2 x 1,25
$M_{t,nom}$	2 Nm	3 Nm		4 Nm		
$V_{R,k}$ [kN] for $t_{N,I}$ [mm]						
0,40	—	—	—	—	—	—
0,50	—	—	—	—	—	—
0,55	—	—	—	—	—	—
0,63	1,65	1,78	1,91	2,04	2,04	2,04
0,75	1,65	2,60	2,76	2,92	2,92	2,92
0,88	1,65	2,60	3,39	3,55	3,55	3,55
1,00	1,65	2,60	3,39	4,17	4,17	4,17
1,13	1,65	2,60	3,39	4,17	4,17	—
1,25	1,65	2,60	3,39	4,17	—	—
1,50	1,65	2,60	3,39	4,17	—	—
1,75	1,65	2,60	—	—	—	—
$N_{R,k}$ [kN] for $t_{N,I}$ [mm]						
0,40	0,86	0,86	0,86	0,86	0,86	0,86
0,50	1,01	1,04	1,04	1,04	1,04	1,04
0,55	1,01	1,20	1,20	1,20	1,20	1,20
0,63	1,01	1,56	1,56	1,56	1,56	1,56
0,75	1,01	1,78	2,31	2,32	2,32	2,32
0,88	1,01	1,78	2,31	2,32	2,32	2,32
1,00	1,01	1,78	2,31	2,32	2,32	2,32
1,13	1,01	1,78	2,31	2,32	2,32	—
1,25	1,01	1,78	2,31	2,32	—	—
1,50	1,01	1,78	2,31	2,32	—	—
1,75	1,01	1,78	—	—	—	—

If both components I and II are made of S320GD or S350GD the values may be increased by 8,3%.

Self drilling screw

JT3-FR-2H Plus-5,5 x L  
JT6-FR-2H Plus-5,5 x L

with undercut, round head with Torx® drive system and sealing washer  $\geq \text{Ø}11 \text{ mm}$

#### Annex 30

of European technical approval

ETA-10/0200

	<p><b>Materials</b></p> <p>Fastener: stainless steel (1.4301) - EN 10088, stainless steel (1.4404) - EN 10088</p> <p>Washer: stainless steel (1.4301) - EN 10088</p> <p>Component I: S280GD, S320GD or S350GD - EN 10346</p> <p>Component II: S280GD, S320GD or S350GD - EN 10346</p>
<p><b>Drilling capacity</b> <math>\Sigma t_i \leq 3,50 \text{ mm}</math></p>	<p><b>Timber substructures</b></p> <p>no performance determined</p>

$t_{N,II}$ [mm]	2 x 0,63	2 x 0,75	2 x 0,88	2 x 1,00	2 x 1,13	2 x 1,25	2 x 1,50	2 x 1,75
$M_{t,nom}$	—	5 Nm						—
$V_{R,k}$ [kN] for $t_{N,I}$ [mm]	—	—	—	—	—	—	—	—
0,50	—	—	—	—	—	—	—	—
0,55	—	—	—	—	—	—	—	—
0,63	—	1,60	1,60	1,60	1,60	1,60	—	—
0,75	—	1,90	1,90	1,90	1,90	1,90	—	—
0,88	—	2,20	2,20	2,20	2,20	2,20	—	—
1,00	—	2,50	2,50	2,50	2,50	2,50	—	—
1,13	—	2,50	2,50	2,50	2,50	—	—	—
1,25	—	2,50	2,50	2,50	2,50	—	—	—
1,50	—	2,50	2,50	2,50	—	—	—	—
1,75	—	2,50	—	—	—	—	—	—
2,00	—	2,50	—	—	—	—	—	—
$N_{R,k}$ [kN] for $t_{N,I}$ [mm]	—	0,81	0,97	1,19	1,51	1,62	1,62	—
0,50	—	1,02	1,23	1,50	1,91	2,05	—	—
0,55	—	1,50	1,80	2,20	2,80	3,00	—	—
0,63	—	1,50	1,80	2,20	2,80	3,20	—	—
0,75	—	1,50	1,80	2,20	2,80	3,20	—	—
0,88	—	1,50	1,80	2,20	2,80	3,20	—	—
1,00	—	1,50	1,80	2,20	2,80	3,20	—	—
1,13	—	1,50	1,80	2,20	2,80	—	—	—
1,25	—	1,50	1,80	2,20	2,80	—	—	—
1,50	—	1,50	1,80	2,20	—	—	—	—
1,75	—	1,50	—	—	—	—	—	—
2,00	—	1,50	—	—	—	—	—	—

Self drilling screw	<p><b>Annex 31</b></p> <p>of European technical approval</p> <p><b>ETA-10/0200</b></p>
<p>JT3-3H-5,5 x L JT6-3H-5,5 x L JT3-FR-3H-5,5 x L JT6-FR-3H-5,5 x L</p> <p>with undercut, hexagon head or round head with Torx® drive system and sealing washer <math>\geq \text{Ø}16 \text{ mm}</math></p>	



	<p><b>Materials</b></p> <p>Fastener: stainless steel (1.4301) - EN 10088, stainless steel (1.4404) - EN 10088</p> <p>Washer: stainless steel (1.4301) - EN 10088</p> <p>Component I: S280GD, S320GD or S350GD - EN 10346</p> <p>Component II: S235, S275 or S355 - EN 10025-1 S280GD, S320GD or S350GD - EN 10346</p>
	<p><b>Drilling capacity</b> <math>\Sigma t_i \leq 3,50 \text{ mm}</math></p>
	<p><b>Timber substructures</b></p> <p>no performance determined</p>

$t_{N,II}$ [mm]	1,00		1,13		1,25		1,50		2,00		2,50		3,00		4,00	
$M_{t,nom}$	5 Nm															
$V_{R,k}$ [kN] for $t_{N,I}$ [mm]	0,50	—	—	—	—	—	—	—	—	—	—	—	—	—	—	—
	0,55	—	—	—	—	—	—	—	—	—	—	—	—	—	—	—
	0,63	1,40	—	1,50	—	1,60	ac	1,90	ac	2,30	ac	2,50	ac	—	—	—
	0,75	1,80	—	1,90	—	2,00	ac	2,20	ac	2,70	ac	3,20	a	—	—	—
	0,88	2,20	—	2,30	—	2,50	—	2,70	—	3,30	—	3,70	a	—	—	—
	1,00	2,50	—	2,70	—	2,90	—	3,30	—	4,00	—	4,40	a	—	—	—
	1,13	2,90	—	3,00	—	3,10	—	3,80	—	4,40	—	—	—	—	—	—
	1,25	3,40	—	3,50	—	3,80	—	4,20	—	5,00	—	—	—	—	—	—
	1,50	4,10	—	4,40	—	4,70	—	5,30	—	5,80	—	—	—	—	—	—
1,75	4,10	—	4,40	—	4,70	—	5,30	—	—	—	—	—	—	—	—	
2,00	4,10	—	4,40	—	4,70	—	5,30	—	—	—	—	—	—	—	—	
$N_{R,k}$ [kN] for $t_{N,I}$ [mm]	0,50	0,59	—	0,76	—	0,81	ac	1,08	ac	1,57	ac	1,62	ac	1,62	ac	—
	0,55	0,75	—	0,95	—	1,02	ac	1,36	ac	1,98	ac	2,05	ac	—	—	—
	0,63	1,10	—	1,40	—	1,50	ac	2,00	ac	2,90	ac	3,00	ac	—	—	—
	0,75	1,10	—	1,40	—	1,50	ac	2,00	ac	2,90	ac	3,90	a	—	—	—
	0,88	1,10	—	1,40	—	1,50	—	2,00	—	2,90	—	3,90	a	—	—	—
	1,00	1,10	—	1,40	—	1,50	—	2,00	—	2,90	—	3,90	a	—	—	—
	1,13	1,10	—	1,40	—	1,50	—	2,00	—	2,90	—	—	—	—	—	—
	1,25	1,10	—	1,40	—	1,50	—	2,00	—	2,90	—	—	—	—	—	—
	1,50	1,10	—	1,40	—	1,50	—	2,00	—	2,90	—	—	—	—	—	—
1,75	1,10	—	1,40	—	1,50	—	2,00	—	—	—	—	—	—	—	—	
2,00	1,10	—	1,40	—	1,50	—	2,00	—	—	—	—	—	—	—	—	

Self drilling screw	<p><b>Annex 32</b></p> <p>of European technical approval</p> <p><b>ETA-10/0200</b></p>
<p>JT3-3H-5,5 x L</p> <p>JT6-3H-5,5 x L</p> <p>JT3-FR-3H-5,5 x L</p> <p>JT6-FR-3H-5,5 x L</p> <p>with undercut, hexagon head or round head with Torx® drive system and sealing washer <math>\geq \text{Ø}16 \text{ mm}</math></p>	

	<p><b>Materials</b></p> <p>Fastener: stainless steel (1.4301) - EN 10088, stainless steel (1.4404) - EN 10088</p> <p>Washer: stainless steel (1.4301) - EN 10088</p> <p>Component I: S280GD, S320GD or S350GD - EN 10346</p> <p>Component II: S235 - EN 10025-1 S280GD, S320GD or S350GD - EN 10346</p>
	<p><b>Drilling capacity</b> <math>\Sigma t_i \leq 3,50</math> mm</p>
	<p><b>Timber substructures</b></p> <p>no performance determined</p>

$t_{N,II}$ [mm]	1,00	1,13	1,25	1,50	2,00	2,50	3,00	4,00
$M_{t,nom}$	7 Nm							
$V_{R,k}$ [kN] for $t_{N,I}$ [mm]	0,50	—	—	—	—	—	—	—
	0,55	—	—	—	—	—	—	—
	0,63	1,40	—	1,70	—	2,50 ac	2,70 ac	—
	0,75	1,80	—	2,20	—	3,00	3,50 a	—
	0,88	2,10	—	2,50	—	3,30	3,60 a	—
	1,00	2,50	—	2,90	—	4,00	4,40 a	—
	1,13	2,90	—	3,10	—	4,40	—	—
	1,25	3,40	—	3,80	—	5,00	—	—
	1,50	4,10	—	4,70	—	5,80	—	—
	1,75	4,10	—	4,70	—	—	—	—
	2,00	4,10	—	4,70	—	—	—	—
$N_{R,k}$ [kN] for $t_{N,I}$ [mm]	0,50	0,59	—	0,81	—	1,57 ac	1,62 ac	1,62 ac
	0,55	0,75	—	1,02	—	1,98 ac	2,05 ac	—
	0,63	1,10	—	1,50	—	2,90 ac	3,00 ac	—
	0,75	1,10	—	1,50	—	2,90	3,90 a	—
	0,88	1,10	—	1,50	—	2,90	3,90 a	—
	1,00	1,10	—	1,50	—	2,90	3,90 a	—
	1,13	1,10	—	1,50	—	2,90	—	—
	1,25	1,10	—	1,50	—	2,90	—	—
	1,50	1,10	—	1,50	—	2,90	—	—
	1,75	1,10	—	1,50	—	—	—	—
	2,00	1,10	—	1,50	—	—	—	—

Self drilling screw	<p><b>Annex 33</b></p> <p>of European technical approval</p> <p><b>ETA-10/0200</b></p>
<p>JT3-3-5,5 x L JT6-3-5,5 x L JT3-FR-3-5,5 x L JT6-FR-3-5,5 x L</p> <p>with hexagon head or round head with Torx® drive system and sealing washer <math>\geq \text{Ø}16</math> mm</p>	

	<p><b>Materials</b></p> <p>Fastener: stainless steel (1.4301) - EN 10088, stainless steel (1.4404) - EN 10088</p> <p>Washer: stainless steel (1.4301) - EN 10088</p> <p>Component I: S280GD, S320GD or S350GD - EN 10346</p> <p>Component II: S235, S275 or S355 - EN 10025-1 S280GD, S320GD or S350GD - EN 10346</p> <p><b>Drilling capacity</b> <math>\Sigma t_i \leq 6,00 \text{ mm}</math></p> <p><b>Timber substructures</b> no performance determined</p>
--	---

$t_{N,II}$ [mm]	1,50		2,00		2,50		3,00		4,00		—		2 x 1,50		—							
$M_{t,nom}$	5 Nm																					
$V_{R,k}$ [kN] for $t_{N,I}$ [mm]	0,50		0,55		0,63		0,75		0,88		1,00		1,13		1,25		1,50		1,75		2,00	
	—	—	—	—	—	—	—	—	—	—	—	—	—	—	—	—	—	—	—	—	—	—
	2,10	ac	2,40	ac	2,60	ac	2,90	ac	2,90	ac	—	—	2,40	ac	—	—	—	—	—	—	—	—
	2,50	—	2,80	ac	3,10	ac	3,30	ac	3,30	ac	—	—	3,10	ac	—	—	—	—	—	—	—	—
	2,90	—	3,20	—	3,40	ac	3,70	ac	3,70	ac	—	—	3,70	ac	—	—	—	—	—	—	—	—
	3,10	—	3,40	—	4,00	—	4,20	ac	4,20	ac	—	—	3,70	—	—	—	—	—	—	—	—	—
	3,30	—	3,80	—	4,50	—	4,60	—	4,60	—	—	—	3,70	—	—	—	—	—	—	—	—	—
	3,40	—	3,90	—	4,70	—	4,90	—	4,90	—	—	—	3,70	—	—	—	—	—	—	—	—	—
	3,80	—	4,40	—	5,00	—	5,50	—	5,50	—	—	—	3,70	—	—	—	—	—	—	—	—	—
	3,80	—	4,40	—	5,00	—	5,50	—	5,50	—	—	—	3,70	—	—	—	—	—	—	—	—	—

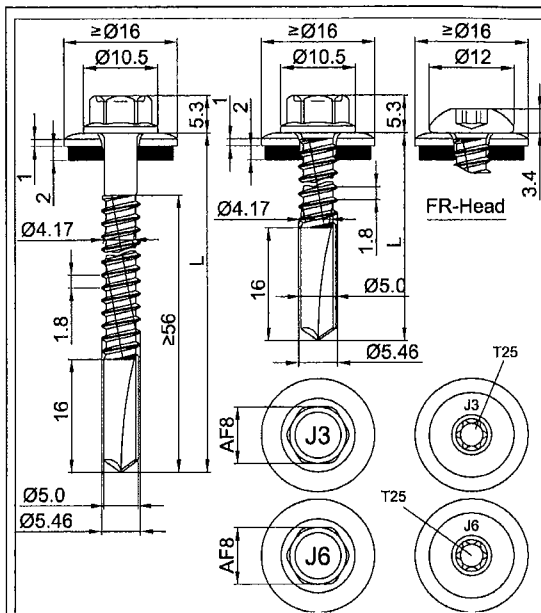
$N_{R,k}$ [kN] for $t_{N,I}$ [mm]	0,50		0,55		0,63		0,75		0,88		1,00		1,13		1,25		1,50		1,75		2,00	
	0,92	ac	1,30	ac	1,30	ac	1,30	ac	1,30	ac	—	—	1,30	ac	—	—	—	—	—	—	—	—
	1,16	ac	1,64	ac	1,64	ac	1,64	ac	1,64	ac	—	—	1,64	ac	—	—	—	—	—	—	—	—
	1,70	ac	2,40	ac	2,40	ac	2,40	ac	2,40	ac	—	—	2,40	ac	—	—	—	—	—	—	—	—
	1,70	—	2,60	ac	2,90	ac	2,90	ac	2,90	ac	—	—	2,70	ac	—	—	—	—	—	—	—	—
	1,70	—	2,60	—	3,50	ac	3,50	ac	3,50	ac	—	—	2,70	ac	—	—	—	—	—	—	—	—
	1,70	—	2,60	—	3,50	—	4,10	ac	4,10	ac	—	—	2,70	—	—	—	—	—	—	—	—	—
	1,70	—	2,60	—	3,50	—	4,10	—	4,10	—	—	—	2,70	—	—	—	—	—	—	—	—	—
	1,70	—	2,60	—	3,50	—	4,10	—	4,10	—	—	—	2,70	—	—	—	—	—	—	—	—	—
	1,70	—	2,60	—	3,50	—	4,50	—	4,50	—	—	—	2,70	—	—	—	—	—	—	—	—	—
	1,70	—	2,60	—	3,50	—	4,50	—	4,50	—	—	—	2,70	—	—	—	—	—	—	—	—	—

<p>Self drilling screw</p> <p>JT3-6-5,5 x L JT6-6-5,5 x L JT3-FR-6-5,5 x L JT6-FR-6-5,5 x L</p> <p>with hexagon head or round head with Torx® drive system and sealing washer <math>\geq \text{Ø}16 \text{ mm}</math></p>	<p><b>Annex 34</b></p> <p>of European technical approval</p> <p><b>ETA-10/0200</b></p>
---	--

	<p><b>Materials</b></p> <p>Fastener: stainless steel (1.4301) - EN 10088, stainless steel (1.4404) - EN 10088</p> <p>Washer: stainless steel (1.4301) - EN 10088</p> <p>Component I: S280GD - EN 10346</p> <p>Component II: S235, S275 or S355 - EN 10025-1</p> <hr/> <p><b>Drilling capacity</b> <math>\Sigma t_i \leq 13,00 \text{ mm}</math></p> <hr/> <p><b>Timber substructures</b></p> <p>no performance determined</p>
--	---

$t_{N,II}$ [mm]	4,00	5,00	6,00	8,00	10,0	12,0	13,0	14,0
$M_{t,nom}$	7 Nm						—	—
$V_{R,k}$ [kN] for $t_{N,I}$ [mm]								
0,50	—	—	—	—	—	—	—	—
0,55	—	—	—	—	—	—	—	—
0,63	2,20 ac	2,20 ac	2,20 ac	2,20 ac	2,20 ac	2,20 ac	—	—
0,75	2,80 ac	2,80 ac	2,80 ac	2,80 ac	2,80 ac	2,80 ac	—	—
0,88	3,50 ac	3,50 ac	3,50 ac	3,50 ac	3,50 ac	3,50 a	—	—
1,00	4,20 —	4,20 ac	4,20 ac	4,20 ac	4,20 ac	4,20 a	—	—
1,13	4,20 —	4,90 —	4,90 —	4,90 —	4,90 —	—	—	—
1,25	4,20 —	5,60 —	5,60 —	5,60 —	5,60 —	—	—	—
1,50	4,20 —	6,40 —	7,20 —	7,20 —	7,20 —	—	—	—
1,75	4,20 —	6,40 —	7,20 —	7,20 —	7,20 —	—	—	—
2,00	4,20 —	6,40 —	7,20 —	7,20 —	7,20 —	—	—	—
$N_{R,k}$ [kN] for $t_{N,I}$ [mm]								
0,50	1,30 ac	1,30 ac	1,30 ac	1,30 ac	1,30 ac	1,30 ac	—	—
0,55	1,64 ac	1,64 ac	1,64 ac	1,64 ac	1,64 ac	1,64 ac	—	—
0,63	2,40 ac	2,40 ac	2,40 ac	2,40 ac	2,40 ac	2,40 ac	—	—
0,75	3,10 ac	3,10 ac	3,10 ac	3,10 ac	3,10 ac	3,10 ac	—	—
0,88	3,90 ac	3,90 ac	3,90 ac	3,90 ac	3,90 ac	3,90 a	—	—
1,00	4,70 —	4,70 ac	4,70 ac	4,70 ac	4,70 ac	4,70 a	—	—
1,13	4,70 —	5,60 —	5,60 —	5,60 —	5,60 —	—	—	—
1,25	4,70 —	6,40 —	6,40 —	6,40 —	6,40 —	—	—	—
1,50	4,70 —	6,40 —	6,40 —	6,40 —	6,40 —	—	—	—
1,75	4,70 —	6,40 —	6,40 —	6,40 —	6,40 —	—	—	—
2,00	4,70 —	6,40 —	6,40 —	6,40 —	6,40 —	—	—	—

Self drilling screw	<p><b>Annex 35</b></p> <p>of European technical approval</p> <p><b>ETA-10/0200</b></p>
<p>JT3-12-5,5 x L JT6-12-5,5 x L JT3-FR-12-5,5 x L JT6-FR-12-5,5 x L</p> <p>with hexagon head or round head with Torx® drive system and sealing washer <math>\geq \text{Ø}16 \text{ mm}</math></p>	



#### Materials

Fastener: stainless steel (1.4301) - EN 10088,  
stainless steel (1.4404) - EN 10088  
Washer: stainless steel (1.4301) - EN 10088  
Component I: S320GD or S350GD - EN 10346  
Component II: S235, S275 or S355 - EN 10025-1

#### Drilling capacity

$\Sigma t_i \leq 13,00 \text{ mm}$

#### Timber substructures

no performance determined

$t_{N,II}$ [mm]	4,00	5,00	6,00	8,00	10,0	12,0	13,0	14,0
$M_{t,nom}$	7 Nm						—	—
$V_{R,k}$ [kN] for $t_{N,I}$ [mm]								
0,50	—	—	—	—	—	—	—	—
0,55	—	—	—	—	—	—	—	—
0,63	2,50	ac	2,50	ac	2,50	ac	2,50	—
0,75	3,20	ac	3,20	ac	3,20	ac	3,20	—
0,88	3,90	ac	3,90	ac	3,90	ac	3,90	—
1,00	4,20	—	4,60	ac	4,60	ac	4,60	—
1,13	4,20	—	5,30	—	5,30	—	—	—
1,25	4,20	—	6,00	—	6,00	—	—	—
1,50	4,20	—	6,40	—	7,60	—	—	—
1,75	4,20	—	6,40	—	7,60	—	—	—
2,00	4,20	—	6,40	—	7,60	—	—	—
$N_{R,k}$ [kN] for $t_{N,I}$ [mm]								
0,50	1,40	ac	1,40	ac	1,40	ac	1,40	—
0,55	1,77	ac	1,77	ac	1,77	ac	1,77	—
0,63	2,60	ac	2,60	ac	2,60	ac	2,60	—
0,75	3,30	ac	3,30	ac	3,30	ac	3,30	—
0,88	4,20	ac	4,20	ac	4,20	ac	4,20	—
1,00	4,70	—	5,00	ac	5,00	ac	5,00	—
1,13	4,70	—	6,00	—	6,00	—	—	—
1,25	4,70	—	6,90	—	6,90	—	—	—
1,50	4,70	—	6,90	—	6,90	—	—	—
1,75	4,70	—	6,90	—	6,90	—	—	—
2,00	4,70	—	6,90	—	6,90	—	—	—

Self drilling screw

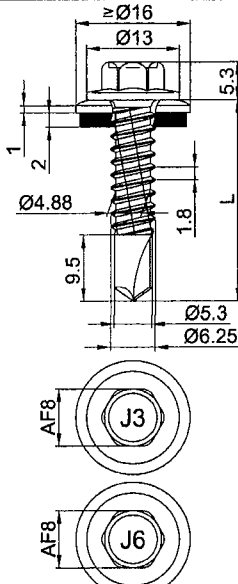
JT3-12-5,5 x L  
JT6-12-5,5 x L  
JT3-FR-12-5,5 x L  
JT6-FR-12-5,5 x L

with hexagon head or round head with Torx® drive system and sealing washer  $\geq \text{Ø}16 \text{ mm}$

**Annex 36**

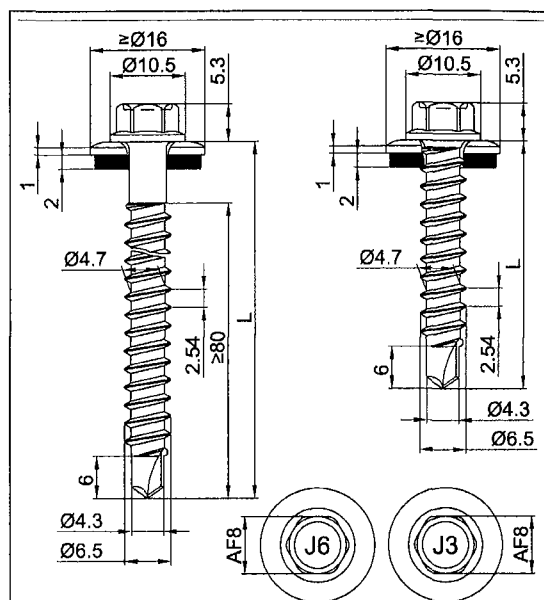
of European technical approval

**ETA-10/0200**

	<p><b>Materials</b></p> <p>Fastener: stainless steel (1.4301) - EN 10088, stainless steel (1.4404) - EN 10088</p> <p>Washer: stainless steel (1.4301) - EN 10088</p> <p>Component I: S280GD, S320GD or S350GD - EN 10346</p> <p>Component II: S235, S275 or S355 - EN 10025-1 S280GD, S320GD or S350GD - EN 10346</p> <hr/> <p><b>Drilling capacity</b> <math>\Sigma t_i \leq 6,50 \text{ mm}</math></p> <hr/> <p><b>Timber substructures</b></p> <p>no performance determined</p>
---	--

$t_{N,II}$ [mm]	1,50	2,00	2,50	3,00	4,00	5,00	6,00	7,00
$M_{t,nom}$	—	7 Nm						—
$V_{R,k}$ [kN] for $t_{N,I}$ [mm]	0,50 — —	1,80 abcd	1,80 abcd	1,80 abcd	1,80 abcd	1,80 abc	1,80 a	— —
	0,55 — —	2,20 abcd	2,20 abcd	2,20 abcd	2,20 abcd	2,20 abc	— —	— —
	0,63 — —	2,60 abcd	2,60 abcd	2,60 abcd	2,60 abcd	2,60 abc	— —	— —
	0,75 — —	3,40 ac	3,40 ac	3,40 ac	3,40 ac	3,40 ac	— —	— —
	0,88 — —	3,80 ac	3,90 ac	4,10 ac	4,10 ac	4,10 a	— —	— —
	1,00 — —	4,20 ac	4,40 ac	4,70 ac	4,70 ac	4,70 a	— —	— —
	1,13 — —	4,70 ac	5,00 ac	5,40 ac	5,70 ac	5,70 a	— —	— —
	1,25 — —	5,10 ac	5,50 ac	6,00 ac	6,60 ac	6,60 a	— —	— —
	1,50 — —	5,70 ac	6,40 ac	7,00 ac	7,50 a	7,90 a	— —	— —
	1,75 — —	5,70 ac	6,40 ac	7,00 ac	7,50 —	— —	— —	— —
	2,00 — —	5,70 ac	6,40 ac	7,00 ac	7,50 —	— —	— —	— —
$N_{R,k}$ [kN] for $t_{N,I}$ [mm]	0,50 — —	1,50 abcd	1,50 abcd	1,50 abcd	1,50 abcd	1,50 abc	1,50 a	— —
	0,55 — —	2,10 abcd	2,10 abcd	2,10 abcd	2,10 abcd	2,10 abc	— —	— —
	0,63 — —	2,70 abcd	2,70 abcd	2,70 abcd	2,70 abcd	2,70 abc	— —	— —
	0,75 — —	3,00 ac	3,70 ac	3,70 ac	3,70 ac	3,70 ac	— —	— —
	0,88 — —	3,00 ac	4,20 ac	4,20 ac	4,20 ac	4,20 a	— —	— —
	1,00 — —	3,00 ac	4,20 ac	4,70 ac	4,70 ac	4,70 a	— —	— —
	1,13 — —	3,00 ac	4,20 ac	4,80 ac	5,60 ac	5,60 a	— —	— —
	1,25 — —	3,00 ac	4,20 ac	4,80 ac	6,40 ac	6,40 a	— —	— —
	1,50 — —	3,00 ac	4,20 ac	4,80 ac	8,30 a	8,30 a	— —	— —
	1,75 — —	3,00 ac	4,20 ac	4,80 ac	8,30 —	— —	— —	— —
	2,00 — —	3,00 ac	4,20 ac	4,80 ac	8,30 —	— —	— —	— —

<p>Self drilling screw</p> <p>JT3-6-6,3 x L JT6-6-6,3 x L with hexagon head and sealing washer <math>\geq \text{Ø}16 \text{ mm}</math></p>	<p><b>Annex 37</b></p> <p>of European technical approval</p> <p><b>ETA-10/0200</b></p>



## Materials

Fastener: stainless steel (1.4301) - EN 10088,  
stainless steel (1.4404) - EN 10088

Washer: stainless steel (1.4301) - EN 10088

Component I: S280GD - EN 10346

Component II: S235 - EN 10025-1  
S280GD, S320GD or S350GD - EN 10346

Drilling capacity  $\Sigma t_i \leq 2,00 \text{ mm}$

## Timber substructures

performance determined with

$$\begin{aligned} M_{y,Rk} &= 9,742 \text{ Nm} \\ f_{ax,k} &= 8,575 \text{ N/mm}^2 \quad \text{for} \quad l_{ef} \geq 28,0 \text{ mm} \end{aligned}$$

$t_{N,II}$ [mm]	0,63	0,75	0,88	1,00	1,13	1,25	1,50	2,00	
$M_{I,nom}$	3 Nm								—
$V_{R,k}$ [kN] for $t_{N,I}$ [mm]	0,50	—	—	—	—	—	—	—	—
0,55	—	—	—	—	—	—	—	—	—
0,63	1,30	1,30	1,30	1,30	1,30	1,30	—	—	1,30
0,75	1,30	1,80	1,80	1,80	1,80	1,80	—	—	1,80
0,88	1,30	1,80	2,60	2,60	2,60	—	—	—	2,60
1,00	1,30	1,80	2,60	3,30	—	—	—	—	3,30
1,13	1,30	1,80	2,60	—	—	—	—	—	3,30
1,25	1,30	1,80	—	—	—	—	—	—	3,30
1,50	1,30	1,80	—	—	—	—	—	—	3,30
1,75	—	—	—	—	—	—	—	—	—
2,00	—	—	—	—	—	—	—	—	—
$N_{R,k}$ [kN] for $t_{N,I}$ [mm]	0,50	0,43	0,54	0,70	0,86	0,86	0,86	—	1,19
0,55	0,55	0,68	0,89	1,09	1,09	1,09	—	—	1,50
0,63	0,80	1,00	1,30	1,60	1,60	1,60	—	—	2,20
0,75	0,80	1,00	1,30	1,60	1,60	1,60	—	—	2,80
0,88	0,80	1,00	1,30	1,60	1,60	—	—	—	3,50
1,00	0,80	1,00	1,30	1,60	—	—	—	—	4,20
1,13	0,80	1,00	1,30	—	—	—	—	—	5,00
1,25	0,80	1,00	—	—	—	—	—	—	5,90
1,50	0,80	—	—	—	—	—	—	—	5,90
1,75	—	—	—	—	—	—	—	—	—
2,00	—	—	—	—	—	—	—	—	—

The values listed above in dependence on the screw-in length  $l_{ef}$  are valid for  $k_{mod} = 0,90$  and timber strength grade C24 ( $\rho_a = 350 \text{ kg/m}^3$ ). For other combinations of  $k_{mod}$  and timber strength grades see section 4.2.2.

Self drilling screw

JT3-2-6,5 x L  
JT6-2-6,5 x L

with hexagon head and sealing washer  $\geq \varnothing 16$  mm

## Annex 38

of European technical approval

ETA-10/0200

	<p><b>Materials</b></p> <p>Fastener: stainless steel (1.4301) - EN 10088, stainless steel (1.4404) - EN 10088</p> <p>Washer: stainless steel (1.4301) - EN 10088</p> <p>Component I: S320GD or S350GD - EN 10346</p> <p>Component II: S235 - EN 10025-1 S280GD, S320GD or S350GD - EN 10346</p>
	<p><b>Drilling capacity</b> <math>\Sigma t_i \leq 2,00</math> mm</p>
	<p><b>Timber substructures</b></p> <p>performance determined with</p> <p><math>M_{y,Rk} = 9,742</math> Nm <math>f_{ax,k} = 8,575</math> N/mm<sup>2</sup> for <math>l_{ef} \geq 28,0</math> mm</p>

$t_{N,II}$ [mm]	0,63	0,75	0,88	1,00	1,13	1,25	1,50	2,00	
$M_{t,nom}$	3 Nm								
$V_{R,k}$ [kN] for $t_{N,I}$ [mm]	0,50	—	—	—	—	—	—	—	—
	0,55	—	—	—	—	—	—	—	—
	0,63	1,30	1,40	1,40	1,40	1,40	—	—	1,40
	0,75	1,30	1,80	2,00	2,00	2,00	—	—	2,00
	0,88	1,30	1,80	2,60	2,60	2,80	—	—	2,80
	1,00	1,30	1,80	2,60	3,30	—	—	—	3,30
	1,13	1,30	1,80	2,60	—	—	—	—	3,30
	1,25	1,30	1,80	—	—	—	—	—	3,30
	1,50	1,30	—	—	—	—	—	—	3,30
	1,75	—	—	—	—	—	—	—	—
	2,00	—	—	—	—	—	—	—	—
$N_{R,k}$ [kN] for $t_{N,I}$ [mm]	0,50	0,43	0,54	0,70	0,86	0,86	0,86	—	1,30
	0,55	0,55	0,68	0,89	1,09	1,09	1,09	—	1,64
	0,63	0,80	1,00	1,30	1,60	1,60	1,60	—	2,40
	0,75	0,80	1,00	1,30	1,60	1,60	1,60	—	3,10
	0,88	0,80	1,00	1,30	1,60	1,60	—	—	3,80
	1,00	0,80	1,00	1,30	1,60	—	—	—	4,60
	1,13	0,80	1,00	1,30	—	—	—	—	5,50
	1,25	0,80	1,00	—	—	—	—	—	6,30
	1,50	0,80	—	—	—	—	—	—	6,30
	1,75	—	—	—	—	—	—	—	—
	2,00	—	—	—	—	—	—	—	—

The values listed above in dependence on the screw-in length  $l_{ef}$  are valid for  $k_{mod} = 0,90$  and timber strength grade C24 ( $\rho_a = 350$  kg/m<sup>3</sup>). For other combinations of  $k_{mod}$  and timber strength grades see section 4.2.2.

Self drilling screw	<p><b>Annex 39</b></p> <p>of European technical approval</p> <p><b>ETA-10/0200</b></p>
<p>JT3-2-6,5 x L JT6-2-6,5 x L</p> <p>with hexagon head and sealing washer <math>\geq \text{Ø}16</math> mm</p>	

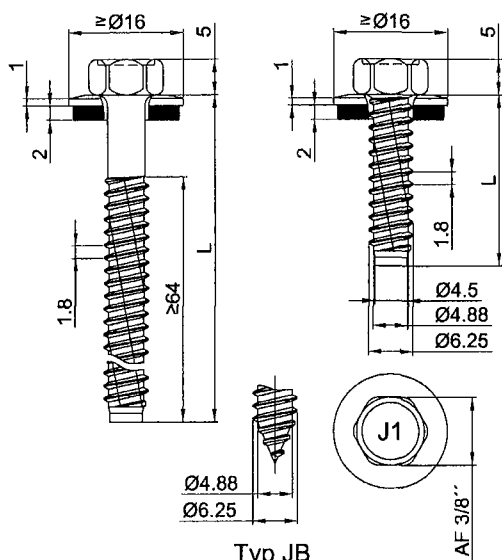


		<b>Materials</b> Fastener: stainless steel (1.4529) - EN 10088 Washer: stainless steel (1.4301) - EN 10088 Component I: S280GD, S320GD or S350GD - EN 10346 Component II: S235 - EN 10025-1 S280GD, S320GD or S350GD - EN 10346
		<b>Predrill diameter</b> see table below
		<b>Timber substructures</b> performance determined with  $M_{y,Rk} = 9,742 \text{ Nm}$ $f_{ax,k} = 8,575 \text{ N/mm}^2$ for $l_{ef} \geq 26,0 \text{ mm}$

$t_{N,II}$ [mm]	0,63	0,75	0,88	1,00	1,13	1,25	1,50	2,00	
$d_{pd}$ [mm]	Ø 3,5	Ø 4,0	Ø 4,5				Ø 5,0	Ø 5,3	
$M_{t,nom}$	3 Nm						5 Nm		
$V_{R,k}$ [kN] for $t_{N,I}$ [mm]	0,50	—	—	—	—	—	—	—	bearing resistance of component I
	0,55	—	—	—	—	—	—	—	
	0,63	1,30	—	1,50	—	1,80	—	2,00	
	0,75	1,40	—	1,60	—	1,90	—	2,20	
	0,88	1,50	—	1,70	—	2,00	—	2,30	
	1,00	1,50	—	1,80	—	2,10	—	2,50	
	1,13	1,60	—	1,80	—	2,20	—	2,60	
	1,25	1,60	—	1,90	—	2,30	—	2,70	
	1,50	1,60	—	1,90	—	2,40	—	2,80	
	1,75	1,60	—	1,90	—	2,40	—	2,80	
	2,00	1,60	—	1,90	—	2,40	—	2,80	
$N_{R,k}$ [kN] for $t_{N,I}$ [mm]	0,50	0,49	—	0,59	—	0,70	—	0,76	
	0,55	0,61	—	0,75	—	0,89	—	0,95	
	0,63	0,90	—	1,10	—	1,30	—	1,40	
	0,75	0,90	—	1,10	—	1,30	—	1,40	
	0,88	0,90	—	1,10	—	1,30	—	1,40	
	1,00	0,90	—	1,10	—	1,30	—	1,40	
	1,13	1,00	—	1,20	—	1,40	—	1,50	
	1,25	1,00	—	1,20	—	1,40	—	1,50	
	1,50	1,00	—	1,20	—	1,40	—	1,50	
	1,75	1,00	—	1,20	—	1,40	—	1,50	
	2,00	1,00	—	1,20	—	1,40	—	1,50	

The values listed above in dependence on the screw-in length  $l_{ef}$  are valid for  $k_{mod} = 0,90$  and timber strength grade C24 ( $\rho_a = 350 \text{ kg/m}^3$ ). For other combinations of  $k_{mod}$  and timber strength grades see section 4.2.2.

Self tapping screw	<b>Annex 40</b>  of European technical approval  <b>ETA-10/0200</b>
JA1-6,5 x L with hexagon head and sealing washer $\geq \text{Ø}16 \text{ mm}$	

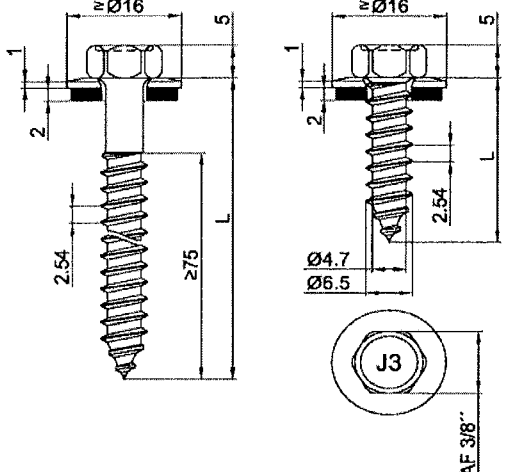
		<b>Materials</b> Fastener: stainless steel (1.4529) - EN 10088 Washer: stainless steel (1.4301) - EN 10088 Component I: S280GD, S320GD or S350GD - EN 10346 Component II: S235 - EN 10025-1 S280GD, S320GD or S350GD - EN 10346	
		<b>Predrill diameter</b> see table below	
<b>Typ JB</b>		<b>Timber substructures</b> no performance determined	

$t_{N,II}$ [mm]	1,25	1,50	2,00	3,00	4,00	6,00	$\geq 7,00$	—
$d_{pd}$ [mm]	$\varnothing 5,0$		$\varnothing 5,3$			$\varnothing 5,5$	$\varnothing 5,7$	—
$M_{t,nom}$	5 Nm							—
$V_{R,k}$ [kN] for $t_{N,I}$ [mm]	0,50	—	—	—	—	—	—	—
	0,55	—	—	—	—	—	—	—
	0,63	2,50	ac	2,70	ac	2,90	abcd	3,00
	0,75	2,60	ac	3,10	ac	3,30	abcd	3,60
	0,88	2,80	ac	3,20	ac	3,80	ac	4,10
	1,00	3,20	ac	3,60	ac	4,10	ac	4,80
	1,13	3,40	ac	4,00	ac	4,60	ac	5,40
	1,25	3,60	ac	4,20	ac	5,00	ac	6,10
	1,50	3,70	ac	4,40	ac	5,70	ac	6,80
	1,75	3,70	ac	4,70	ac	6,20	ac	7,60
2,00	5,00	—	6,50	—	8,80	—	10,3	
$N_{R,k}$ [kN] for $t_{N,I}$ [mm]	0,50	0,97	ac	1,35	ac	1,51	abcd	1,51
	0,55	1,23	ac	1,71	ac	1,91	abcd	1,91
	0,63	1,80	ac	2,50	ac	2,80	abcd	2,80
	0,75	2,00	ac	2,60	ac	3,10	abcd	3,60
	0,88	2,00	ac	2,70	ac	3,30	ac	3,80
	1,00	2,00	ac	2,70	ac	3,40	ac	4,00
	1,13	2,00	ac	2,70	ac	3,60	ac	4,40
	1,25	2,00	ac	2,70	ac	3,60	ac	4,80
	1,50	2,00	ac	2,70	ac	3,60	ac	5,60
	1,75	2,00	ac	2,70	ac	3,60	ac	5,80
2,00	2,00	—	2,70	—	3,60	—	6,00	

JZ1 - 6,3 x L for components II with  $t_{II} \geq 1,25$  mm  
JB1 - 6,3 x L for components II with  $t_{II} \leq 2,00$  mm

Self tapping screw	<b>Annex 41</b>  of European technical approval  <b>ETA-10/0200</b>
JZ1-6,3 x L JB1-6,3 x L with hexagon head and sealing washer $\geq \varnothing 16$ mm	

		<p><b>Materials</b></p> <p>Fastener: stainless steel (1.4529) - EN 10088</p> <p>Washer: stainless steel (1.4301) - EN 10088</p> <p>Component I: S280GD, S320GD or S350GD - EN 10346</p> <p>Component II: S235 - EN 10025-1 S280GD, S320GD or S350GD - EN 10346</p>																																																																																																																																																																																																														
		<p><b>Predrill diameter</b> see table below</p>																																																																																																																																																																																																														
		<p><b>Timber substructures</b></p> <p>no performance determined</p>																																																																																																																																																																																																														
<table><tr><th><math>t_{N,II}</math> [mm]</th><th>1,50</th><th>2,00</th><th>3,00</th><th>4,00</th><th>5,00</th><th>6,00</th><th><math>\geq 7,00</math></th><th>—</th></tr><tr><th><math>d_{pd}</math> [mm]</th><td colspan="3">—</td><td colspan="2"><math>\varnothing 5,3</math></td><td><math>\varnothing 5,5</math></td><td><math>\varnothing 5,7</math></td><td>—</td></tr><tr><th><math>M_{t,nom}</math></th><td colspan="3">—</td><td colspan="4">5 Nm</td><td>—</td></tr><tr><th rowspan="11"><math>V_{R,k}</math> [kN] for <math>t_{N,I}</math> [mm]</th><td>0,50</td><td>—</td><td>—</td><td>—</td><td>—</td><td>—</td><td>—</td><td>—</td></tr><tr><td>0,55</td><td>—</td><td>—</td><td>—</td><td>—</td><td>—</td><td>—</td><td>—</td></tr><tr><td>0,63</td><td>—</td><td>—</td><td>—</td><td>3,40 abcd</td><td>3,40 abcd</td><td>3,40 abcd</td><td>3,40 abcd</td></tr><tr><td>0,75</td><td>—</td><td>—</td><td>—</td><td>4,20 ac</td><td>4,20 ac</td><td>4,20 ac</td><td>4,20 ac</td></tr><tr><td>0,88</td><td>—</td><td>—</td><td>—</td><td>4,70 ac</td><td>4,70 ac</td><td>4,70 ac</td><td>4,70 ac</td></tr><tr><td>1,00</td><td>—</td><td>—</td><td>—</td><td>5,00 ac</td><td>5,00 ac</td><td>5,10 ac</td><td>5,10 ac</td></tr><tr><td>1,13</td><td>—</td><td>—</td><td>—</td><td>5,60 ac</td><td>5,60 ac</td><td>5,80 ac</td><td>5,80 ac</td></tr><tr><td>1,25</td><td>—</td><td>—</td><td>—</td><td>6,30 —</td><td>6,40 —</td><td>6,50 ac</td><td>6,50 ac</td></tr><tr><td>1,50</td><td>—</td><td>—</td><td>—</td><td>7,10 —</td><td>7,20 —</td><td>7,30 —</td><td>7,30 —</td></tr><tr><td>1,75</td><td>—</td><td>—</td><td>—</td><td>7,70 —</td><td>7,90 —</td><td>8,10 —</td><td>8,10 —</td></tr><tr><td>2,00</td><td>—</td><td>—</td><td>—</td><td>7,70 —</td><td>7,90 —</td><td>8,10 —</td><td>8,10 —</td></tr><tr><th rowspan="11"><math>N_{R,k}</math> [kN] for <math>t_{N,I}</math> [mm]</th><td>0,50</td><td>—</td><td>—</td><td>1,67 abcd</td><td>1,67 abcd</td><td>1,67 abcd</td><td>1,67 abcd</td><td>—</td></tr><tr><td>0,55</td><td>—</td><td>—</td><td>2,11 abcd</td><td>2,11 abcd</td><td>2,11 abcd</td><td>2,11 abcd</td><td>—</td></tr><tr><td>0,63</td><td>—</td><td>—</td><td>3,10 abcd</td><td>3,10 abcd</td><td>3,10 abcd</td><td>3,10 abcd</td><td>—</td></tr><tr><td>0,75</td><td>—</td><td>—</td><td>4,00 ac</td><td>4,00 ac</td><td>4,00 ac</td><td>4,00 ac</td><td>—</td></tr><tr><td>0,88</td><td>—</td><td>—</td><td>4,40 ac</td><td>4,40 ac</td><td>4,40 ac</td><td>4,40 ac</td><td>—</td></tr><tr><td>1,00</td><td>—</td><td>—</td><td>4,60 ac</td><td>4,60 ac</td><td>4,60 ac</td><td>4,60 ac</td><td>—</td></tr><tr><td>1,13</td><td>—</td><td>—</td><td>5,10 ac</td><td>5,10 ac</td><td>5,10 ac</td><td>5,10 ac</td><td>—</td></tr><tr><td>1,25</td><td>—</td><td>—</td><td>5,10 —</td><td>5,10 —</td><td>5,10 ac</td><td>5,10 ac</td><td>—</td></tr><tr><td>1,50</td><td>—</td><td>—</td><td>5,90 —</td><td>5,90 —</td><td>5,90 —</td><td>5,90 —</td><td>—</td></tr><tr><td>1,75</td><td>—</td><td>—</td><td>6,90 —</td><td>6,90 —</td><td>7,10 —</td><td>7,10 —</td><td>—</td></tr><tr><td>2,00</td><td>—</td><td>—</td><td>8,80 —</td><td>11,6 —</td><td>13,4 —</td><td>13,4 —</td><td>—</td></tr></table>		$t_{N,II}$ [mm]	1,50	2,00	3,00	4,00	5,00	6,00	$\geq 7,00$	—	$d_{pd}$ [mm]	—			$\varnothing 5,3$		$\varnothing 5,5$	$\varnothing 5,7$	—	$M_{t,nom}$	—			5 Nm				—	$V_{R,k}$ [kN] for $t_{N,I}$ [mm]	0,50	—	—	—	—	—	—	—	0,55	—	—	—	—	—	—	—	0,63	—	—	—	3,40 abcd	3,40 abcd	3,40 abcd	3,40 abcd	0,75	—	—	—	4,20 ac	4,20 ac	4,20 ac	4,20 ac	0,88	—	—	—	4,70 ac	4,70 ac	4,70 ac	4,70 ac	1,00	—	—	—	5,00 ac	5,00 ac	5,10 ac	5,10 ac	1,13	—	—	—	5,60 ac	5,60 ac	5,80 ac	5,80 ac	1,25	—	—	—	6,30 —	6,40 —	6,50 ac	6,50 ac	1,50	—	—	—	7,10 —	7,20 —	7,30 —	7,30 —	1,75	—	—	—	7,70 —	7,90 —	8,10 —	8,10 —	2,00	—	—	—	7,70 —	7,90 —	8,10 —	8,10 —	$N_{R,k}$ [kN] for $t_{N,I}$ [mm]	0,50	—	—	1,67 abcd	1,67 abcd	1,67 abcd	1,67 abcd	—	0,55	—	—	2,11 abcd	2,11 abcd	2,11 abcd	2,11 abcd	—	0,63	—	—	3,10 abcd	3,10 abcd	3,10 abcd	3,10 abcd	—	0,75	—	—	4,00 ac	4,00 ac	4,00 ac	4,00 ac	—	0,88	—	—	4,40 ac	4,40 ac	4,40 ac	4,40 ac	—	1,00	—	—	4,60 ac	4,60 ac	4,60 ac	4,60 ac	—	1,13	—	—	5,10 ac	5,10 ac	5,10 ac	5,10 ac	—	1,25	—	—	5,10 —	5,10 —	5,10 ac	5,10 ac	—	1,50	—	—	5,90 —	5,90 —	5,90 —	5,90 —	—	1,75	—	—	6,90 —	6,90 —	7,10 —	7,10 —	—	2,00	—	—	8,80 —	11,6 —	13,4 —	13,4 —	—		
$t_{N,II}$ [mm]	1,50	2,00	3,00	4,00	5,00	6,00	$\geq 7,00$	—																																																																																																																																																																																																								
$d_{pd}$ [mm]	—			$\varnothing 5,3$		$\varnothing 5,5$	$\varnothing 5,7$	—																																																																																																																																																																																																								
$M_{t,nom}$	—			5 Nm				—																																																																																																																																																																																																								
$V_{R,k}$ [kN] for $t_{N,I}$ [mm]	0,50	—	—	—	—	—	—	—																																																																																																																																																																																																								
	0,55	—	—	—	—	—	—	—																																																																																																																																																																																																								
	0,63	—	—	—	3,40 abcd	3,40 abcd	3,40 abcd	3,40 abcd																																																																																																																																																																																																								
	0,75	—	—	—	4,20 ac	4,20 ac	4,20 ac	4,20 ac																																																																																																																																																																																																								
	0,88	—	—	—	4,70 ac	4,70 ac	4,70 ac	4,70 ac																																																																																																																																																																																																								
	1,00	—	—	—	5,00 ac	5,00 ac	5,10 ac	5,10 ac																																																																																																																																																																																																								
	1,13	—	—	—	5,60 ac	5,60 ac	5,80 ac	5,80 ac																																																																																																																																																																																																								
	1,25	—	—	—	6,30 —	6,40 —	6,50 ac	6,50 ac																																																																																																																																																																																																								
	1,50	—	—	—	7,10 —	7,20 —	7,30 —	7,30 —																																																																																																																																																																																																								
	1,75	—	—	—	7,70 —	7,90 —	8,10 —	8,10 —																																																																																																																																																																																																								
	2,00	—	—	—	7,70 —	7,90 —	8,10 —	8,10 —																																																																																																																																																																																																								
$N_{R,k}$ [kN] for $t_{N,I}$ [mm]	0,50	—	—	1,67 abcd	1,67 abcd	1,67 abcd	1,67 abcd	—																																																																																																																																																																																																								
	0,55	—	—	2,11 abcd	2,11 abcd	2,11 abcd	2,11 abcd	—																																																																																																																																																																																																								
	0,63	—	—	3,10 abcd	3,10 abcd	3,10 abcd	3,10 abcd	—																																																																																																																																																																																																								
	0,75	—	—	4,00 ac	4,00 ac	4,00 ac	4,00 ac	—																																																																																																																																																																																																								
	0,88	—	—	4,40 ac	4,40 ac	4,40 ac	4,40 ac	—																																																																																																																																																																																																								
	1,00	—	—	4,60 ac	4,60 ac	4,60 ac	4,60 ac	—																																																																																																																																																																																																								
	1,13	—	—	5,10 ac	5,10 ac	5,10 ac	5,10 ac	—																																																																																																																																																																																																								
	1,25	—	—	5,10 —	5,10 —	5,10 ac	5,10 ac	—																																																																																																																																																																																																								
	1,50	—	—	5,90 —	5,90 —	5,90 —	5,90 —	—																																																																																																																																																																																																								
	1,75	—	—	6,90 —	6,90 —	7,10 —	7,10 —	—																																																																																																																																																																																																								
	2,00	—	—	8,80 —	11,6 —	13,4 —	13,4 —	—																																																																																																																																																																																																								
Self tapping screw		<p><b>Annex 42</b></p> <p>of European technical approval</p> <p><b>ETA-10/0200</b></p>																																																																																																																																																																																																														
JZ1-6,3 x L with hexagon head and sealing washer $\geq \varnothing 22$ mm																																																																																																																																																																																																																

		<b>Materials</b> Fastener: stainless steel (1.4301) - EN 10088 Washer: stainless steel (1.4301) - EN 10088 Component I: S280GD, S320GD or S350GD - EN 10346 Component II: S235 - EN 10025-1 S280GD, S320GD or S350GD - EN 10346	
		<b>Predrill diameter</b>	see table below
		<b>Timber substructures</b> performance determined with	$M_{y,Rk} = 9,742 \text{ Nm}$ $f_{ax,k} = 8,575 \text{ N/mm}^2$ for $l_{ef} \geq 26,0 \text{ mm}$

$t_{N,II}$ [mm]	0,63	0,75	0,88	1,00	1,13	1,25	1,50	2,00													
$d_{pd}$ [mm]	Ø 3,5	Ø 4,0	Ø 4,5				Ø 5,0	Ø 5,3													
$M_{t,nom}$	3 Nm					5 Nm															
$V_{R,k}$ [kN] for $t_{N,I}$ [mm]	0,50	—	—	—	—	—	—	—	—	bearing resistance of component I											
	0,55	—	—	—	—	—	—	—	—												
	0,63	1,30	—	1,50	—	1,80	—	2,00	ac		2,30	ac	2,50	ac	2,90	ac	2,90	ac	2,90	ac	2,90
	0,75	1,40	—	1,60	—	1,90	—	2,20	ac		2,50	ac	2,70	ac	3,10	ac	3,10	ac	3,10	ac	3,10
	0,88	1,50	—	1,70	—	2,00	—	2,30	—		2,60	—	2,80	ac	3,20	ac	3,20	ac	3,20	ac	3,20
	1,00	1,50	—	1,80	—	2,10	—	2,50	—		2,80	—	3,10	—	3,60	—	3,60	—	3,60	—	3,60
	1,13	1,60	—	1,80	—	2,20	—	2,60	—		2,90	—	3,20	—	3,80	—	3,80	—	3,80	—	3,80
	1,25	1,60	—	1,90	—	2,30	—	2,70	—		3,00	—	3,30	—	4,00	—	4,00	—	4,00	—	4,00
	1,50	1,60	—	1,90	—	2,40	—	2,80	—		3,20	—	3,50	—	4,00	—	4,00	—	4,00	—	4,00
	1,75	1,60	—	1,90	—	2,40	—	2,80	—		3,20	—	3,50	—	4,00	—	4,00	—	4,00	—	4,00
2,00	1,60	—	1,90	—	2,40	—	2,80	—	3,20	—	3,50	—	4,00	—	4,00	—	4,00	—	4,00		
$N_{R,k}$ [kN] for $t_{N,I}$ [mm]	0,50	0,49	—	0,59	—	0,70	—	0,76	ac	0,86	ac	0,97	ac	1,13	ac	1,13	ac	1,13	ac	1,19	
	0,55	0,61	—	0,75	—	0,89	—	0,95	ac	1,09	ac	1,23	ac	1,43	ac	1,43	ac	1,43	ac	1,50	
	0,63	0,90	—	1,10	—	1,30	—	1,40	ac	1,60	ac	1,80	ac	2,10	ac	2,10	ac	2,10	ac	2,20	
	0,75	0,90	—	1,10	—	1,30	—	1,40	ac	1,60	ac	1,80	ac	2,10	ac	2,10	ac	2,10	ac	2,80	
	0,88	0,90	—	1,10	—	1,30	—	1,40	—	1,60	—	1,80	ac	2,10	ac	2,10	ac	2,10	ac	3,50	
	1,00	0,90	—	1,10	—	1,30	—	1,40	—	1,60	—	1,80	—	2,20	—	2,20	—	2,20	—	4,20	
	1,13	1,00	—	1,20	—	1,40	—	1,50	—	1,70	—	1,90	—	2,30	—	2,30	—	2,30	—	5,00	
	1,25	1,00	—	1,20	—	1,40	—	1,50	—	1,70	—	1,90	—	2,30	—	2,30	—	2,30	—	5,90	
	1,50	1,00	—	1,20	—	1,40	—	1,50	—	1,70	—	1,90	—	2,30	—	2,30	—	2,30	—	5,90	
	1,75	1,00	—	1,20	—	1,40	—	1,50	—	1,70	—	1,90	—	2,30	—	2,30	—	2,30	—	5,90	
2,00	1,00	—	1,20	—	1,40	—	1,50	—	1,70	—	1,90	—	2,30	—	2,30	—	2,30	—	5,90		

The values listed above in dependence on the screw-in length  $l_{ef}$  are valid for  $k_{mod} = 0,90$  and timber strength grade C24 ( $\rho_a = 350 \text{ kg/m}^3$ ). For other combinations of  $k_{mod}$  and timber strength grades see section 4.2.2.

Self tapping screw	<b>Annex 43</b>  of European technical approval  <b>ETA-10/0200</b>
JA3-6,5 x L with hexagon head and sealing washer $\geq \text{Ø}16 \text{ mm}$	

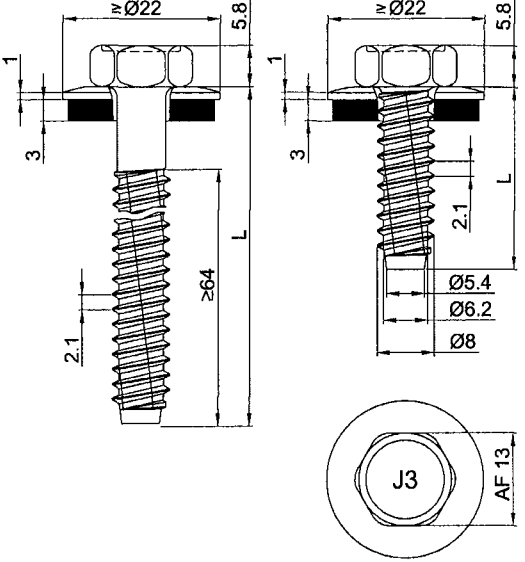
<p>Typ JB</p>	<p><b>Materials</b></p> <p>Fastener: stainless steel (1.4301) - EN 10088 Washer: stainless steel (1.4301) - EN 10088 Component I: S280GD, S320GD or S350GD - EN 10346 Component II: S235 - EN 10025-1 S280GD, S320GD or S350GD - EN 10346</p> <p><b>Predrill diameter</b> see table below</p> <p><b>Timber substructures</b> no performance determined</p>
---------------	--

$t_{N,II}$ [mm]	1,25		1,50		2,00		3,00		4,00		6,00		$\geq 7,00$		—			
$d_{pd}$ [mm]	$\varnothing 5,0$				$\varnothing 5,3$						$\varnothing 5,5$		$\varnothing 5,7$		—			
$M_{t,nom}$	5 Nm																—	
$V_{R,k}$ [kN] for $t_{N,I}$ [mm]	0,50	—	—	—	—	—	—	—	—	—	—	—	—	—	—	—	—	
	0,55	—	—	—	—	—	—	—	—	—	—	—	—	—	—	—	—	
	0,63	2,50	ac	2,70	ac	2,90	abcd	3,00	abcd	3,10	abcd	3,10	abcd	3,10	abcd	—	—	
	0,75	2,60	ac	3,10	ac	3,30	abcd	3,60	abcd	3,70	abcd	3,70	abcd	3,70	abcd	—	—	
	0,88	2,80	ac	3,20	ac	3,80	ac	4,10	abcd	4,30	abcd	4,40	abcd	4,40	abcd	—	—	
	1,00	3,20	ac	3,60	ac	4,10	ac	4,80	ac	4,90	ac	5,10	ac	5,10	ac	—	—	
	1,13	3,40	ac	4,00	ac	4,60	ac	5,40	ac	5,60	ac	5,80	ac	5,80	ac	—	—	
	1,25	3,60	ac	4,20	ac	5,00	ac	6,10	ac	6,30	ac	6,50	ac	6,50	ac	—	—	
	1,50	3,70	ac	4,40	ac	5,70	ac	6,80	ac	7,10	ac	7,30	ac	7,30	ac	—	—	
	1,75	3,70	ac	4,70	ac	6,20	ac	7,60	ac	7,70	ac	8,10	ac	8,10	ac	—	—	
2,00	5,00	—	6,50	—	8,80	—	10,3	—	10,6	—	11,3	—	11,3	—	—	—		
$N_{R,k}$ [kN] for $t_{N,I}$ [mm]	0,50	0,97	ac	1,35	ac	1,51	abcd	1,51	abcd	1,51	abcd	1,51	abcd	1,51	abcd	—	—	
	0,55	1,23	ac	1,71	ac	1,91	abcd	1,91	abcd	1,91	abcd	1,91	abcd	1,91	abcd	—	—	
	0,63	1,80	ac	2,50	ac	2,80	abcd	2,80	abcd	2,80	abcd	2,80	abcd	2,80	abcd	—	—	
	0,75	2,00	ac	2,60	ac	3,10	abcd	3,60	abcd	3,60	abcd	3,60	abcd	3,60	abcd	—	—	
	0,88	2,00	ac	2,70	ac	3,30	ac	3,80	abcd	3,80	abcd	3,80	abcd	3,80	abcd	—	—	
	1,00	2,00	ac	2,70	ac	3,40	ac	4,00	ac	4,00	ac	4,00	ac	4,00	ac	—	—	
	1,13	2,00	ac	2,70	ac	3,60	ac	4,40	ac	4,40	ac	4,40	ac	4,40	ac	—	—	
	1,25	2,00	ac	2,70	ac	3,60	ac	4,80	ac	4,90	ac	4,90	ac	4,90	ac	—	—	
	1,50	2,00	ac	2,70	ac	3,60	ac	5,60	ac	5,90	ac	5,90	ac	5,90	ac	—	—	
	1,75	2,00	ac	2,70	ac	3,60	ac	5,80	ac	6,90	ac	7,10	ac	7,10	ac	—	—	
2,00	2,00	—	2,70	—	3,60	—	6,00	—	7,30	—	7,60	—	7,60	—	—	—		

JZ3 - 6,3 x L for components II with  $t_{II} \geq 1,25$  mm  
JB3 - 6,3 x L for components II with  $t_{II} \leq 2,00$  mm

Self tapping screw	<p><b>Annex 44</b></p> <p>of European technical approval</p> <p><b>ETA-10/0200</b></p>
<p>JZ3-6,3 x L JB3-6,3 x L</p> <p>with hexagon head and sealing washer <math>\geq \varnothing 16</math> mm</p>	

		<p><b>Materials</b></p> <p>Fastener: stainless steel (1.4301) - EN 10088</p> <p>Washer: stainless steel (1.4301) - EN 10088</p> <p>Component I: S280GD, S320GD or S350GD - EN 10346</p> <p>Component II: S235 - EN 10025-1</p> <p>S280GD, S320GD or S350GD - EN 10346</p>						
		<p><b>Predrill diameter</b> see table below</p>						
		<p><b>Timber substructures</b></p> <p>no performance determined</p>						
$t_{N,II}$ [mm]	1,50	2,00	3,00	4,00	5,00	6,00	$\geq 7,00$	—
$d_{pd}$ [mm]	—			$\varnothing 5,3$		$\varnothing 5,5$	$\varnothing 5,7$	—
$M_{t,nom}$	—			5 Nm				—
$V_{R,k}$ [kN] for $t_{N,I}$ [mm]	0,50	—	—	—	—	—	—	—
	0,55	—	—	—	—	—	—	—
	0,63	—	—	—	3,40 abcd	3,40 abcd	3,40 abcd	3,40 abcd
	0,75	—	—	—	4,20 ac	4,20 ac	4,20 ac	4,20 ac
	0,88	—	—	—	4,70 ac	4,70 ac	4,70 ac	4,70 ac
	1,00	—	—	—	5,00 ac	5,00 ac	5,10 ac	5,10 ac
	1,13	—	—	—	5,60 ac	5,60 ac	5,80 ac	5,80 ac
	1,25	—	—	—	6,30 —	6,40 —	6,50 ac	6,50 ac
	1,50	—	—	—	7,10 —	7,20 —	7,30 —	7,30 —
	1,75	—	—	—	7,70 —	7,90 —	8,10 —	8,10 —
	2,00	—	—	—	7,70 —	7,90 —	8,10 —	8,10 —
$N_{R,k}$ [kN] for $t_{N,I}$ [mm]	0,50	—	—	—	1,67 abcd	1,67 abcd	1,67 abcd	1,67 abcd
	0,55	—	—	—	2,11 abcd	2,11 abcd	2,11 abcd	2,11 abcd
	0,63	—	—	—	3,10 abcd	3,10 abcd	3,10 abcd	3,10 abcd
	0,75	—	—	—	4,00 ac	4,00 ac	4,00 ac	4,00 ac
	0,88	—	—	—	4,40 ac	4,40 ac	4,40 ac	4,40 ac
	1,00	—	—	—	4,60 ac	4,60 ac	4,60 ac	4,60 ac
	1,13	—	—	—	5,10 ac	5,10 ac	5,10 ac	5,10 ac
	1,25	—	—	—	5,10 —	5,10 —	5,10 ac	5,10 ac
	1,50	—	—	—	5,90 —	5,90 —	5,90 —	5,90 —
	1,75	—	—	—	6,90 —	6,90 —	7,10 —	7,10 —
	2,00	—	—	—	8,80 —	11,6 —	13,4 —	13,4 —
Self tapping screw				<p><b>Annex 45</b></p> <p>of European technical approval</p> <p><b>ETA-10/0200</b></p>				
<p>JZ3-6,3 x L</p> <p>with hexagon head and sealing washer <math>\geq \varnothing 22</math> mm</p>								

		<b>Materials</b> Fastener: stainless steel (1.4301) - EN 10088 Washer: stainless steel (1.4301) - EN 10088 Component I: S280GD, S320GD or S350GD - EN 10346 Component II: S235 - EN 10025-1 S280GD, S320GD or S350GD - EN 10346
		<b>Predrill diameter</b> see table below
		<b>Timber substructures</b> no performance determined

$t_{N,II}$ [mm]	1,50	2,00	3,00	4,00	6,00	8,00	$\geq 10,0$	—
$d_{pd}$ [mm]	$\varnothing 6,8$				$\varnothing 7,0$	$\varnothing 7,2$	$\varnothing 7,4$	—
$M_{t,nom}$	10 Nm							—
$V_{R,k}$ [kN] for $t_{N,I}$ [mm]	0,50	—	—	—	—	—	—	—
	0,55	—	—	—	—	—	—	—
	0,63	3,80 ac	3,80 ac	3,80 ac	3,80 abcd	3,80 abcd	3,80 abcd	—
	0,75	4,70 ac	4,70 ac	4,70 ac	4,70 ac	4,70 abcd	4,70 abcd	—
	0,88	5,30 —	5,30 ac	5,30 ac	5,30 ac	5,30 ac	5,30 ac	—
	1,00	5,90 —	5,90 —	5,90 —	5,90 ac	5,90 ac	5,90 ac	—
	1,13	6,40 —	6,60 —	6,60 —	6,60 —	6,60 —	6,60 —	—
	1,25	6,40 —	6,60 —	6,60 —	6,60 —	6,60 —	6,60 —	—
	1,50	6,40 —	7,00 —	7,00 —	7,00 —	7,00 —	7,00 —	—
	1,75	6,40 —	7,00 —	7,00 —	7,00 —	7,00 —	7,00 —	—
	2,00	6,40 —	7,00 —	7,00 —	7,00 —	7,00 —	7,00 —	—
$N_{R,k}$ [kN] for $t_{N,I}$ [mm]	0,50	1,19 ac	1,84 ac	2,38 ac	2,38 abcd	2,38 abcd	2,38 abcd	—
	0,55	1,50 ac	2,32 ac	3,00 ac	3,00 abcd	3,00 abcd	3,00 abcd	—
	0,63	2,20 ac	3,40 ac	4,40 ac	4,40 abcd	4,40 abcd	4,40 abcd	—
	0,75	2,20 ac	3,40 ac	5,10 ac	5,30 ac	5,30 abcd	5,30 abcd	—
	0,88	2,20 —	3,40 ac	5,40 ac	5,70 ac	5,70 ac	5,70 ac	—
	1,00	2,20 —	3,40 —	5,80 —	6,20 ac	6,20 ac	6,20 ac	—
	1,13	2,20 —	3,40 —	5,80 —	6,70 —	6,70 —	6,70 —	—
	1,25	2,20 —	3,40 —	5,80 —	6,80 —	6,80 —	6,80 —	—
	1,50	2,20 —	3,40 —	5,80 —	6,80 —	6,80 —	6,80 —	—
	1,75	2,20 —	3,40 —	5,80 —	6,80 —	6,80 —	6,80 —	—
	2,00	2,20 —	3,40 —	5,80 —	6,80 —	6,80 —	6,80 —	—

Self tapping screw	<b>Annex 46</b> of European technical approval <b>ETA-10/0200</b>
JZ3-8,0 x L with hexagon head and sealing washer $\geq \varnothing 22$ mm	

<p>Typ JB</p>	<p><b>Materials</b></p> <p>Fastener: stainless steel CRONIMAKS® similar to stainless steel (1.4301) - EN 10088</p> <p>Washer: stainless steel (1.4301) - EN 10088</p> <p>Component I: S280GD, S320GD or S350GD - EN 10346</p> <p>Component II: S235, S275 or S355 - EN 10025-1 S280GD, S320GD or S350GD - EN 10346</p> <p><b>Predrill diameter</b> see table below</p> <p><b>Timber substructures</b> no performance determined</p>																																																																																																																																																																																																																																																																																																																																																																																																																			
<table><tr><th><math>t_{N,II}</math> [mm]</th><th>1,25</th><th>1,50</th><th>2,00</th><th>3,00</th><th>4,00</th><th>6,00</th><th><math>\geq 7,00</math></th><th>—</th></tr><tr><th><math>d_{pd}</math> [mm]</th><td colspan="2"><math>\varnothing 5,0</math></td><td colspan="3"><math>\varnothing 5,3</math></td><td><math>\varnothing 5,5</math></td><td><math>\varnothing 5,7</math></td><td>—</td></tr><tr><th><math>M_{t,nom}</math></th><td colspan="7">5 Nm</td><td>—</td></tr><tr><th><math>V_{R,k}</math> [kN] for <math>t_{N,I}</math> [mm]</th><td>0,50</td><td>—</td><td>—</td><td>—</td><td>—</td><td>—</td><td>—</td><td>—</td></tr><tr><td></td><td>0,55</td><td>—</td><td>—</td><td>—</td><td>—</td><td>—</td><td>—</td><td>—</td></tr><tr><td></td><td>0,63</td><td>2,50</td><td>ac</td><td>2,70</td><td>ac</td><td>2,80</td><td>abcd</td><td>3,00</td><td>abcd</td><td>3,10</td><td>abcd</td><td>3,10</td><td>abcd</td><td>—</td><td>—</td></tr><tr><td></td><td>0,75</td><td>2,60</td><td>ac</td><td>3,10</td><td>ac</td><td>3,30</td><td>abcd</td><td>3,60</td><td>abcd</td><td>3,70</td><td>abcd</td><td>3,70</td><td>abcd</td><td>3,70</td><td>abcd</td><td>—</td><td>—</td></tr><tr><td></td><td>0,88</td><td>2,80</td><td>ac</td><td>3,20</td><td>ac</td><td>3,80</td><td>ac</td><td>4,10</td><td>abcd</td><td>4,30</td><td>abcd</td><td>4,40</td><td>abcd</td><td>4,40</td><td>abcd</td><td>—</td><td>—</td></tr><tr><td></td><td>1,00</td><td>3,20</td><td>ac</td><td>3,60</td><td>ac</td><td>4,10</td><td>ac</td><td>4,80</td><td>ac</td><td>4,90</td><td>ac</td><td>5,10</td><td>ac</td><td>5,10</td><td>ac</td><td>—</td><td>—</td></tr><tr><td></td><td>1,13</td><td>3,40</td><td>ac</td><td>4,00</td><td>ac</td><td>4,60</td><td>ac</td><td>5,40</td><td>ac</td><td>5,60</td><td>ac</td><td>5,80</td><td>ac</td><td>5,80</td><td>ac</td><td>—</td><td>—</td></tr><tr><td></td><td>1,25</td><td>3,60</td><td>ac</td><td>4,20</td><td>ac</td><td>5,00</td><td>ac</td><td>6,10</td><td>ac</td><td>6,30</td><td>ac</td><td>6,50</td><td>ac</td><td>6,50</td><td>ac</td><td>—</td><td>—</td></tr><tr><td></td><td>1,50</td><td>3,70</td><td>ac</td><td>4,40</td><td>ac</td><td>5,70</td><td>ac</td><td>6,80</td><td>ac</td><td>7,10</td><td>ac</td><td>7,30</td><td>ac</td><td>7,30</td><td>ac</td><td>—</td><td>—</td></tr><tr><td></td><td>1,75</td><td>3,70</td><td>ac</td><td>4,70</td><td>ac</td><td>6,20</td><td>ac</td><td>7,60</td><td>ac</td><td>7,70</td><td>ac</td><td>8,10</td><td>ac</td><td>8,10</td><td>ac</td><td>—</td><td>—</td></tr><tr><td></td><td>2,00</td><td>5,00</td><td>—</td><td>6,50</td><td>—</td><td>8,80</td><td>—</td><td>10,3</td><td>—</td><td>10,6</td><td>—</td><td>11,3</td><td>—</td><td>11,3</td><td>—</td><td>—</td><td>—</td></tr><tr><th><math>N_{R,k}</math> [kN] for <math>t_{N,I}</math> [mm]</th><td>0,50</td><td>0,97</td><td>ac</td><td>1,35</td><td>ac</td><td>1,51</td><td>abcd</td><td>1,51</td><td>abcd</td><td>1,51</td><td>abcd</td><td>1,51</td><td>abcd</td><td>1,51</td><td>abcd</td><td>—</td><td>—</td></tr><tr><td></td><td>0,55</td><td>1,23</td><td>ac</td><td>1,71</td><td>ac</td><td>1,91</td><td>abcd</td><td>1,91</td><td>abcd</td><td>1,91</td><td>abcd</td><td>1,91</td><td>abcd</td><td>1,91</td><td>abcd</td><td>—</td><td>—</td></tr><tr><td></td><td>0,63</td><td>1,80</td><td>ac</td><td>2,50</td><td>ac</td><td>2,80</td><td>abcd</td><td>2,80</td><td>abcd</td><td>2,80</td><td>abcd</td><td>2,80</td><td>abcd</td><td>2,80</td><td>abcd</td><td>—</td><td>—</td></tr><tr><td></td><td>0,75</td><td>2,00</td><td>ac</td><td>2,70</td><td>ac</td><td>3,10</td><td>abcd</td><td>3,60</td><td>abcd</td><td>3,60</td><td>abcd</td><td>3,60</td><td>abcd</td><td>3,60</td><td>abcd</td><td>—</td><td>—</td></tr><tr><td></td><td>0,88</td><td>2,00</td><td>ac</td><td>2,70</td><td>ac</td><td>3,30</td><td>ac</td><td>3,80</td><td>abcd</td><td>3,80</td><td>abcd</td><td>3,80</td><td>abcd</td><td>3,80</td><td>abcd</td><td>—</td><td>—</td></tr><tr><td></td><td>1,00</td><td>2,00</td><td>ac</td><td>2,70</td><td>ac</td><td>3,40</td><td>ac</td><td>4,00</td><td>ac</td><td>4,00</td><td>ac</td><td>4,00</td><td>ac</td><td>4,00</td><td>ac</td><td>—</td><td>—</td></tr><tr><td></td><td>1,13</td><td>2,00</td><td>ac</td><td>2,70</td><td>ac</td><td>3,60</td><td>ac</td><td>4,40</td><td>ac</td><td>4,40</td><td>ac</td><td>4,40</td><td>ac</td><td>4,40</td><td>ac</td><td>—</td><td>—</td></tr><tr><td></td><td>1,25</td><td>2,00</td><td>ac</td><td>2,70</td><td>ac</td><td>3,60</td><td>ac</td><td>4,80</td><td>ac</td><td>4,90</td><td>ac</td><td>4,90</td><td>ac</td><td>4,90</td><td>ac</td><td>—</td><td>—</td></tr><tr><td></td><td>1,50</td><td>2,00</td><td>ac</td><td>2,70</td><td>ac</td><td>3,60</td><td>ac</td><td>5,60</td><td>ac</td><td>5,90</td><td>ac</td><td>5,90</td><td>ac</td><td>5,90</td><td>ac</td><td>—</td><td>—</td></tr><tr><td></td><td>1,75</td><td>2,00</td><td>ac</td><td>2,70</td><td>ac</td><td>3,60</td><td>ac</td><td>5,80</td><td>ac</td><td>6,90</td><td>ac</td><td>7,10</td><td>ac</td><td>7,10</td><td>ac</td><td>—</td><td>—</td></tr><tr><td></td><td>2,00</td><td>2,00</td><td>—</td><td>2,70</td><td>—</td><td>3,60</td><td>—</td><td>6,00</td><td>—</td><td>7,30</td><td>—</td><td>7,60</td><td>—</td><td>7,60</td><td>—</td><td>—</td><td>—</td></tr></table>		$t_{N,II}$ [mm]	1,25	1,50	2,00	3,00	4,00	6,00	$\geq 7,00$	—	$d_{pd}$ [mm]	$\varnothing 5,0$		$\varnothing 5,3$			$\varnothing 5,5$	$\varnothing 5,7$	—	$M_{t,nom}$	5 Nm							—	$V_{R,k}$ [kN] for $t_{N,I}$ [mm]	0,50	—	—	—	—	—	—	—		0,55	—	—	—	—	—	—	—		0,63	2,50	ac	2,70	ac	2,80	abcd	3,00	abcd	3,10	abcd	3,10	abcd	—	—		0,75	2,60	ac	3,10	ac	3,30	abcd	3,60	abcd	3,70	abcd	3,70	abcd	3,70	abcd	—	—		0,88	2,80	ac	3,20	ac	3,80	ac	4,10	abcd	4,30	abcd	4,40	abcd	4,40	abcd	—	—		1,00	3,20	ac	3,60	ac	4,10	ac	4,80	ac	4,90	ac	5,10	ac	5,10	ac	—	—		1,13	3,40	ac	4,00	ac	4,60	ac	5,40	ac	5,60	ac	5,80	ac	5,80	ac	—	—		1,25	3,60	ac	4,20	ac	5,00	ac	6,10	ac	6,30	ac	6,50	ac	6,50	ac	—	—		1,50	3,70	ac	4,40	ac	5,70	ac	6,80	ac	7,10	ac	7,30	ac	7,30	ac	—	—		1,75	3,70	ac	4,70	ac	6,20	ac	7,60	ac	7,70	ac	8,10	ac	8,10	ac	—	—		2,00	5,00	—	6,50	—	8,80	—	10,3	—	10,6	—	11,3	—	11,3	—	—	—	$N_{R,k}$ [kN] for $t_{N,I}$ [mm]	0,50	0,97	ac	1,35	ac	1,51	abcd	1,51	abcd	1,51	abcd	1,51	abcd	1,51	abcd	—	—		0,55	1,23	ac	1,71	ac	1,91	abcd	1,91	abcd	1,91	abcd	1,91	abcd	1,91	abcd	—	—		0,63	1,80	ac	2,50	ac	2,80	abcd	2,80	abcd	2,80	abcd	2,80	abcd	2,80	abcd	—	—		0,75	2,00	ac	2,70	ac	3,10	abcd	3,60	abcd	3,60	abcd	3,60	abcd	3,60	abcd	—	—		0,88	2,00	ac	2,70	ac	3,30	ac	3,80	abcd	3,80	abcd	3,80	abcd	3,80	abcd	—	—		1,00	2,00	ac	2,70	ac	3,40	ac	4,00	ac	4,00	ac	4,00	ac	4,00	ac	—	—		1,13	2,00	ac	2,70	ac	3,60	ac	4,40	ac	4,40	ac	4,40	ac	4,40	ac	—	—		1,25	2,00	ac	2,70	ac	3,60	ac	4,80	ac	4,90	ac	4,90	ac	4,90	ac	—	—		1,50	2,00	ac	2,70	ac	3,60	ac	5,60	ac	5,90	ac	5,90	ac	5,90	ac	—	—		1,75	2,00	ac	2,70	ac	3,60	ac	5,80	ac	6,90	ac	7,10	ac	7,10	ac	—	—		2,00	2,00	—	2,70	—	3,60	—	6,00	—	7,30	—	7,60	—	7,60	—	—	—
$t_{N,II}$ [mm]	1,25	1,50	2,00	3,00	4,00	6,00	$\geq 7,00$	—																																																																																																																																																																																																																																																																																																																																																																																																												
$d_{pd}$ [mm]	$\varnothing 5,0$		$\varnothing 5,3$			$\varnothing 5,5$	$\varnothing 5,7$	—																																																																																																																																																																																																																																																																																																																																																																																																												
$M_{t,nom}$	5 Nm							—																																																																																																																																																																																																																																																																																																																																																																																																												
$V_{R,k}$ [kN] for $t_{N,I}$ [mm]	0,50	—	—	—	—	—	—	—																																																																																																																																																																																																																																																																																																																																																																																																												
	0,55	—	—	—	—	—	—	—																																																																																																																																																																																																																																																																																																																																																																																																												
	0,63	2,50	ac	2,70	ac	2,80	abcd	3,00	abcd	3,10	abcd	3,10	abcd	—	—																																																																																																																																																																																																																																																																																																																																																																																																					
	0,75	2,60	ac	3,10	ac	3,30	abcd	3,60	abcd	3,70	abcd	3,70	abcd	3,70	abcd	—	—																																																																																																																																																																																																																																																																																																																																																																																																			
	0,88	2,80	ac	3,20	ac	3,80	ac	4,10	abcd	4,30	abcd	4,40	abcd	4,40	abcd	—	—																																																																																																																																																																																																																																																																																																																																																																																																			
	1,00	3,20	ac	3,60	ac	4,10	ac	4,80	ac	4,90	ac	5,10	ac	5,10	ac	—	—																																																																																																																																																																																																																																																																																																																																																																																																			
	1,13	3,40	ac	4,00	ac	4,60	ac	5,40	ac	5,60	ac	5,80	ac	5,80	ac	—	—																																																																																																																																																																																																																																																																																																																																																																																																			
	1,25	3,60	ac	4,20	ac	5,00	ac	6,10	ac	6,30	ac	6,50	ac	6,50	ac	—	—																																																																																																																																																																																																																																																																																																																																																																																																			
	1,50	3,70	ac	4,40	ac	5,70	ac	6,80	ac	7,10	ac	7,30	ac	7,30	ac	—	—																																																																																																																																																																																																																																																																																																																																																																																																			
	1,75	3,70	ac	4,70	ac	6,20	ac	7,60	ac	7,70	ac	8,10	ac	8,10	ac	—	—																																																																																																																																																																																																																																																																																																																																																																																																			
	2,00	5,00	—	6,50	—	8,80	—	10,3	—	10,6	—	11,3	—	11,3	—	—	—																																																																																																																																																																																																																																																																																																																																																																																																			
$N_{R,k}$ [kN] for $t_{N,I}$ [mm]	0,50	0,97	ac	1,35	ac	1,51	abcd	1,51	abcd	1,51	abcd	1,51	abcd	1,51	abcd	—	—																																																																																																																																																																																																																																																																																																																																																																																																			
	0,55	1,23	ac	1,71	ac	1,91	abcd	1,91	abcd	1,91	abcd	1,91	abcd	1,91	abcd	—	—																																																																																																																																																																																																																																																																																																																																																																																																			
	0,63	1,80	ac	2,50	ac	2,80	abcd	2,80	abcd	2,80	abcd	2,80	abcd	2,80	abcd	—	—																																																																																																																																																																																																																																																																																																																																																																																																			
	0,75	2,00	ac	2,70	ac	3,10	abcd	3,60	abcd	3,60	abcd	3,60	abcd	3,60	abcd	—	—																																																																																																																																																																																																																																																																																																																																																																																																			
	0,88	2,00	ac	2,70	ac	3,30	ac	3,80	abcd	3,80	abcd	3,80	abcd	3,80	abcd	—	—																																																																																																																																																																																																																																																																																																																																																																																																			
	1,00	2,00	ac	2,70	ac	3,40	ac	4,00	ac	4,00	ac	4,00	ac	4,00	ac	—	—																																																																																																																																																																																																																																																																																																																																																																																																			
	1,13	2,00	ac	2,70	ac	3,60	ac	4,40	ac	4,40	ac	4,40	ac	4,40	ac	—	—																																																																																																																																																																																																																																																																																																																																																																																																			
	1,25	2,00	ac	2,70	ac	3,60	ac	4,80	ac	4,90	ac	4,90	ac	4,90	ac	—	—																																																																																																																																																																																																																																																																																																																																																																																																			
	1,50	2,00	ac	2,70	ac	3,60	ac	5,60	ac	5,90	ac	5,90	ac	5,90	ac	—	—																																																																																																																																																																																																																																																																																																																																																																																																			
	1,75	2,00	ac	2,70	ac	3,60	ac	5,80	ac	6,90	ac	7,10	ac	7,10	ac	—	—																																																																																																																																																																																																																																																																																																																																																																																																			
	2,00	2,00	—	2,70	—	3,60	—	6,00	—	7,30	—	7,60	—	7,60	—	—	—																																																																																																																																																																																																																																																																																																																																																																																																			
<p>JZ7 - 6,3 x L for components II with <math>t_{II} \geq 1,25</math> mm JB7 - 6,3 x L for components II with <math>t_{II} \leq 2,00</math> mm</p>																																																																																																																																																																																																																																																																																																																																																																																																																				
<p>Self tapping screw</p> <p>JZ7-6,3 x L JB7-6,3 x L</p> <p>with hexagon head and sealing washer <math>\geq \varnothing 16</math> mm</p>	<p><b>Annex 47</b></p> <p>of European technical approval</p> <p><b>ETA-10/0200</b></p>																																																																																																																																																																																																																																																																																																																																																																																																																			



	<p><b>Materials</b></p> <p>Fastener: stainless steel CRONIMAKS® similar to stainless steel (1.4301) - EN 10088</p> <p>Washer: stainless steel (1.4301) - EN 10088</p> <p>Component I: S280GD, S320GD or S350GD - EN 10346</p> <p>Component II: S235, S275 or S355 - EN 10025-1 S280GD, S320GD or S350GD - EN 10346</p>
	<p><b>Predrill diameter</b> see table below</p>
	<p><b>Timber substructures</b></p> <p>no performance determined</p>

$t_{N,II}$ [mm]	1,50		2,00		3,00		4,00		5,00		6,00		$\geq 7,00$		—			
$d_{pd}$ [mm]	—								$\varnothing 5,3$				$\varnothing 5,5$		$\varnothing 5,7$		—	
$M_{t,nom}$									5 Nm								—	
$V_{R,k}$ [kN] for $t_{N,I}$ [mm]	0,50	—	—	—	—	—	—	—	—	—	—	—	—	—	—	—	—	
	0,55	—	—	—	—	—	—	—	—	—	—	—	—	—	—	—	—	
	0,63	—	—	—	—	—	—	3,40	abcd	3,40	abcd	3,40	abcd	3,40	abcd	—	—	
	0,75	—	—	—	—	—	—	4,20	ac	4,20	ac	4,20	ac	4,20	ac	—	—	
	0,88	—	—	—	—	—	—	4,70	ac	4,70	ac	4,70	ac	4,70	ac	—	—	
	1,00	—	—	—	—	—	—	5,00	ac	5,00	ac	5,10	ac	5,10	ac	—	—	
	1,13	—	—	—	—	—	—	5,60	ac	5,60	ac	5,80	ac	5,80	ac	—	—	
	1,25	—	—	—	—	—	—	6,30	—	6,40	—	6,50	ac	6,50	ac	—	—	
	1,50	—	—	—	—	—	—	7,10	—	7,20	—	7,30	—	7,30	—	—	—	
1,75	—	—	—	—	—	—	7,70	—	7,90	—	8,10	—	8,10	—	—	—		
2,00	—	—	—	—	—	—	7,70	—	7,90	—	8,10	—	8,10	—	—	—		
$N_{R,k}$ [kN] for $t_{N,I}$ [mm]	0,50	—	—	—	—	—	—	1,67	abcd	1,67	abcd	1,67	abcd	1,67	abcd	—	—	
	0,55	—	—	—	—	—	—	2,11	abcd	2,11	abcd	2,11	abcd	2,11	abcd	—	—	
	0,63	—	—	—	—	—	—	3,10	abcd	3,10	abcd	3,10	abcd	3,10	abcd	—	—	
	0,75	—	—	—	—	—	—	4,00	ac	4,00	ac	4,00	ac	4,00	ac	—	—	
	0,88	—	—	—	—	—	—	4,40	ac	4,40	ac	4,40	ac	4,40	ac	—	—	
	1,00	—	—	—	—	—	—	4,60	ac	4,60	ac	4,60	ac	4,60	ac	—	—	
	1,13	—	—	—	—	—	—	5,10	ac	5,10	ac	5,10	ac	5,10	ac	—	—	
	1,25	—	—	—	—	—	—	5,10	—	5,10	—	5,10	ac	5,10	ac	—	—	
	1,50	—	—	—	—	—	—	5,90	—	5,90	—	5,90	—	5,90	—	—	—	
1,75	—	—	—	—	—	—	6,90	—	6,90	—	7,10	—	7,10	—	—	—		
2,00	—	—	—	—	—	—	8,80	—	11,6	—	13,4	—	13,4	—	—	—		

JZ7 - 6,3 x L for components II with  $t_{II} \geq 1,25$  mm  
JB7 - 6,3 x L for components II with  $t_{II} \leq 2,00$  mm

Self tapping screw	<p><b>Annex 48</b></p> <p>of European technical approval</p> <p><b>ETA-10/0200</b></p>
<p>JZ7-6,3 x L JB7-6,3 x L</p> <p>with hexagon head and sealing washer <math>\geq \varnothing 22</math> mm</p>	