



European Technical Approval ETA-09/0027

English translation prepared by DIBt - Original version in German language

Handelsbezeichnung <i>Trade name</i>	Schlüter-DITRA 25
Zulassungsinhaber <i>Holder of approval</i>	Schlüter-Systems KG 58640 Iserlohn
Zulassungsgegenstand und Verwendungszweck	Bausatz aus einer Polyethylen-Dichtungsbahn und weiteren Komponenten zur Herstellung eines Abdichtungssystems gegen Wasser auf Wänden und Böden im Innen- und Außenbereich
<i>Generic type and use of construction product</i>	<i>Kit of waterproofing polyethylen membrane and other components for creating a waterproof system against action of water on walls and floors of buildings under indoor and outdoor conditions</i>
Geltungsdauer: <i>Validity:</i>	vom <i>from</i> bis <i>to</i>
Herstellwerke <i>Manufacturing plants</i>	Schlüter-Systems KG, Produktionsanlage 58313 Schlüter-Systems KG, Produktionsanlage 58453
	21 February 2012 14 June 2014

Diese Zulassung umfasst
This Approval contains

12 Seiten einschließlich 2 Anhänge
12 pages including 2 annexes

Diese Zulassung ersetzt
This Approval replaces

ETA-09/0027 mit Geltungsdauer vom 15.06.2009 bis 14.06.2014
ETA-09/0027 with validity from 15.06.2009 to 14.06.2014

I LEGAL BASES AND GENERAL CONDITIONS

- 1 This European technical approval is issued by Deutsches Institut für Bautechnik in accordance with:
 - Council Directive 89/106/EEC of 21 December 1988 on the approximation of laws, regulations and administrative provisions of Member States relating to construction products¹, modified by Council Directive 93/68/EEC² and Regulation (EC) N° 1882/2003 of the European Parliament and of the Council³;
 - *Gesetz über das In-Verkehr-Bringen von und den freien Warenverkehr mit Bauprodukten zur Umsetzung der Richtlinie 89/106/EWG des Rates vom 21. Dezember 1988 zur Angleichung der Rechts- und Verwaltungsvorschriften der Mitgliedstaaten über Bauprodukte und anderer Rechtsakte der Europäischen Gemeinschaften (Bauproduktengesetz - BauPG) vom 28. April 1998⁴, as amended by law of 31 October 2006⁵;*
 - Common Procedural Rules for Requesting, Preparing and the Granting of European technical approvals set out in the Annex to Commission Decision 94/23/EC⁶.
- 2 Deutsches Institut für Bautechnik is authorized to check whether the provisions of this European technical approval are met. Checking may take place in the manufacturing plant. Nevertheless, the responsibility for the conformity of the products to the European technical approval and for their fitness for the intended use remains with the holder of the European technical approval.
- 3 This European technical approval is not to be transferred to manufacturers or agents of manufacturers other than those indicated on page 1, or manufacturing plants other than those laid down in the annex (number) to this European technical approval.
- 4 This European technical approval may be withdrawn by Deutsches Institut für Bautechnik, in particular pursuant to information by the Commission according to Article 5(1) of Council Directive 89/106/EEC.
- 5 Reproduction of this European technical approval including transmission by electronic means shall be in full. However, partial reproduction can be made with the written consent of Deutsches Institut für Bautechnik. In this case partial reproduction has to be designated as such. Texts and drawings of advertising brochures shall not contradict or misuse the European technical approval.
- 6 The European technical approval is issued by the approval body in its official language. This version corresponds fully to the version circulated within EOTA. Translations into other languages have to be designated as such.

¹ Official Journal of the European Communities L 40, 11 February 1989, p. 12
² Official Journal of the European Communities L 220, 30 August 1993, p. 1
³ Official Journal of the European Union L 284, 31 October 2003, p. 25
⁴ *Bundesgesetzblatt Teil I 1998*, p. 812
⁵ *Bundesgesetzblatt Teil I 2006*, p. 2407, 2416
⁶ Official Journal of the European Communities L 17, 20 January 1994, p. 34

II SPECIFIC CONDITIONS OF THE EUROPEAN TECHNICAL APPROVAL

1 Definition of the product and intended use

1.1 Definition of the construction product

The watertight system "Schlüter-DITRA 25" is a kit which consist of the components:

- waterproofing membrane "Schlüter-DITRA 25" on the basis of polyethylene clad with fleece,
- adhesive "ARDEX DITRA FBM" on the basis of cement mortar for gluing the membranes to the substrate and the wearing surface to the membrane
- sealing tape "Schlüter-KERDI-KEBA" on the basis of fleece covered polyethylene for sealing joints,
- collar "Schlüter-KERDI-KM" on the basis of fleece covered polyethylene for sealing of pipe penetrations
- corner strip "Schlüter-KERDI-KERECK" on the basis of fleece covered polyethylene membrane for sealing in and out going corners
- assembly glue "Schlüter-KERDI-COLL" on the basis of two-component acrylic dispersion for gluing "Schlüter-KERDI-KEBA", "Schlüter-KERDI-KM" and "Schlüter-KERDI-KERECK" to the polyethylene membrane.

The kit shall be used under a wearing surface, e.g. tiles, bonded with adhesive "ARDEX DITRA FBM" on the basis of cement mortar. The adhesive is CE-marked according to HEN 12004⁷.

The wearing surfaces and the jointing material are not part of the kit, but are considered during the assessment of the intended use of the product.

Annex 1 show the system build-up for wet areas and Annex 2 shows the components for sealing details.

1.2 Intended use

As an assembled system the watertight system "Schlüter-DITRA 25" is intended for uses against penetration of water and moisture for watertight covering of floors and walls in wet rooms where requirements concerning safety in case of fire, hygiene, health and the environment and safety in use as well as durability in the sense of the essential requirements N° 2 to N° 3 of the Council Directive 89/106/EEC shall be satisfied.

The collars, sleeves belonging to the kit are used for sealing pipe penetrations and floor gullies and sealing tapes and preformed corners are used for sealing joints, corners and edges.

The intended use of the watertight system under a wearing surface is to create a floor and wall watertight covering on indoor and outdoor wet areas for the following uses:

⁷ EN 12004:2007 Adhesives for tiles - Requirements, evaluation of conformity, classification and designation

(A)

- floor and/or wall surfaces with only occasional direct exposure to water, e.g. at a good distance from shower or bathtub.
- floor and/or wall in shower areas or around bathtubs used for a few showers daily, e.g. in ordinary dwellings, multifamily houses and hotels.
- floor and/or wall surfaces with exposure to water more frequent or of longer duration than normally anticipated in dwellings, e.g. public wet rooms, schools and sport facilities and lower galleries of swimming pools

The watertight system in combination with covering tiles may only be used on sustainable, flexible or rigid substrates.

The product shall be used in connection with the following types of gullies:

Stainless steel or plastics – type PE or PP – with flange for attaching of collar/membrane or with clamping ring and collar.

The gullies are not part of the kit. It is up to the responsibility of the user to use suitable products of the given types.

As an assembled system the watertight system against penetration of water and moisture is intended for uses where requirements concerning safety in case of fire, hygiene, health and the environment and safety in use as well as durability in the sense of the essential requirements N° 2 to N° 3 of the Council Directive 89/106/EEC shall be satisfied.

The provisions in this ETA are based on an assumed intended working life of 25 years, provided that the watertight covering kit is subject to appropriate use and maintenance. These provisions are based upon the current state of the art and the available knowledge and experience.

"Assumed intended working life" means that it is expected that, when this working life has elapsed, the real working life may be, in normal use conditions, considerably longer without major degradation affecting the Essential Requirements.

The indications given as to the working life of the watertight membrane cannot be interpreted as a guarantee given by the manufacturer or the approval body. They should only be regarded as a means for choosing the appropriate criteria for watertight covering kits in relation to the expected economically reasonable working life of the works.

2 Characteristics of product and methods of verification

The components of the watertight system show the characteristic values with respect to the permissible tolerances which are stated in the manufacturer's technical dossier⁸ (MTD) to this ETA.

The permissible tolerance does not affect the characteristics of the products and the assembled system negatively.

The chemical composition and the characteristic values of the components of the kit and the manufacturing methods are confidential and deposited with DIBt.

The performance of the reaction to fire behaviour of the waterproofing system leads to the classification in class E according to EN 13501-1.

⁸

The manufacturer's technical dossier (MTD) comprises all information necessary for the production and the installation of the product as well as for the repair of the roof waterproofing made from that. It was checked by DIBt and it was found to be in accordance with the conditions stated in the approval and the characteristic values determined during the approval testing.

The part of MTD to this ETA to be treated confidentially (inter alia the control plan for factory production control) is deposited with DIBt and, as far as this is relevant to the tasks of the approved body involved in the procedure of attestation of conformity, shall be handed over to the approved body.

According to the manufacturer's declaration the composite waterproofing system taking account of the EU database⁹ does not contain any dangerous substances.

Within the scope of this approval there may be other requirements applicable to dangerous substances resulting from transposed European legislation or applicable national laws, regulations and administrative provisions.

There may be other requirements applicable to the products resulting from other applicable national laws, regulations and administrative provisions and transposed European legislation.

These requirements need also to be complied with, when and where they apply.

The property values of the watertight membrane and the assembled system, which are verified by the approval test, are given in Annex 1.

An evaluation oriented at the intended use of the watertight membrane can be carried and with them by the user taking into account national requirements.

On this basis the manufacturer give declared values and permissible tolerances for the required characteristics of the watertight membrane and its components.

The permissible tolerance does not affect the characteristics of the products and the assembled system negatively.

3 Evaluation and attestation of conformity and CE marking

3.1 System of attestation of conformity

According to the communication of the European Commission¹⁰ system 2+ for the procedure of the attestation of conformity (Annex III, clause 2(ii) first possibility of Directive 89/106/EC) applies as laid down in the decision 2003/655/EC¹¹.

In addition, according to the Decision 2001/596/EC of the European Commission¹² system 3 of the attestation of conformity (Annex III, clause 2(ii) second possibility of Directive 89/106/EC) applies with regard to reaction to fire.

The system 2+ of attestation of conformity is defined as follows:

System 2+: Declaration of conformity of the product by the manufacturer on the basis of:

- (a) Tasks for the manufacturer:
 - (1) initial type-testing of the product;
 - (2) factory production control;
 - (3) testing of samples taken at the factory in accordance with a prescribed test plan.
- (b) Tasks for the notified body:
 - (4) certification of factory production control on the basis of:
 - initial inspection of factory and of factory production control;
 - continuous surveillance, assessment and approval of factory production control.

System 3: Declaration of conformity of the product for reaction to fire by the manufacturer on the basis of:

- (a) Task for the manufacturer:
 - (1) factory production control;
- (b) Task for the notified body:
 - (2) initial type-testing of the product.

⁹ Notes are stated in Guidance Paper H: A harmonized approach relating to Dangerous substances under the construction product directive, Brussels, 18 February 2000

¹⁰ Letter of the European Commission of 16 October 2004 to EOTA

¹¹ Official Journal of the European Communities L 231/12 of 17 September 2003

¹² Official Journal of the European Communities L 209/33 of 2 August 2001

3.2 Responsibilities

For the component are done provided that the attestation of conformity processes for the adhesive according to EN 12004 is verified on basis of this standard.

The required additional attestation of conformity is related to the kit and shall be done by the declaration of conformity by the manufacturer and the CE marking of the kit according to clause 3.3 respectively 3.2.1.3.

3.2.1 Task of the manufacturer

3.2.1.1 Factory production control

The manufacturer shall exercise permanent internal control of production. All the elements, requirements and provisions adopted by the manufacturer shall be documented in a systematic manner in the form of written policies and procedures, including records of results performed. This production control system shall insure that the product is in conformity with this ETA.

The factory production control shall be in accordance with the appropriate part of the control plan¹³ which is confidential part of the MTD. The control plan is laid down in the context of the factory production control system operated by the manufacturer and deposited with DIBt.

The manufacturer may only use initial materials according to the MTD. He shall inspect or control the initial materials on acceptance according to the control plan.

The factory production control follows the identifying properties of the components as specified in the MTD.

The results of the factory production control shall be recorded and evaluated in accordance with the provisions of the control plan.

The records shall include at least the following information:

- name of the product and of the initial materials,
- type of inspection or control,
- date of manufacture of the product, batch N° if needed, and date of inspection or control of the product or of the initial materials,
- result of inspections or controls and, as far as applicable, comparison with the requirements,
- signature of the person responsible for the factory production control.

The records shall be kept for at least five years. On request they shall be presented to DIBt.

Details concerning extent, type and frequency of the tests or inspections to be performed within the scope of the factory production control shall correspond to the control plan which is part of the MTD to this ETA.

3.2.1.2 Initial type-testing of the product

The initial type-testing refers to the product properties stated in the appropriate part of the control plan to this ETA.

If the verifications underlying this ETA have been furnished on samples from the current production, these will replace the initial type-testing.

Otherwise the necessary initial type-testing shall be carried out according to the provisions of the control plan and observance of the required property values shall be ascertained by the manufacturer.

¹³ The "control plan" is a confidential part of the MTD to this ETA and deposited with DIBt. It contains the required information on the factory production control and on the initial type-testing. As far as this is relevant to the tasks of the notified body involved in the procedure of attestation of conformity the control plan will be handed over to the notified body. See section 3.2.2.

After changing the production process or starting the production in another manufacturing plant the initial type-testing shall be repeated.

3.2.1.3 Other tasks for the manufacturer

The manufacturer shall, on the basis of a contract, involve a body/bodies which is/are notified for the tasks referred to in section 3.1(b) in the field of the product in order to undertake the actions laid down in section 3.2.2. For this purpose, the control plan referred to in section 3.2.2 shall be handed over by the manufacturer to the notified body/bodies involved.

The manufacturer shall make a declaration of conformity, stating that the product is in conformity with the provisions of this ETA and shall mark the product with the CE mark according to clause 3.3. The declaration of conformity shall be accompanied by the factory production control certificate.

3.2.2 Task of the notified body

3.2.2.1 Initial type-testing with regard to reaction to fire

The appropriate part of the control plan states the information on the reaction to fire properties which have to be tested on initial type-testing by the notified body. In case of need it will be handed over for initial type-testing of the product to the notified body recognized for initial type-testing.

If the verifications underlying the ETA have been furnished on samples from the current production, these will replace the initial type-testing.

Otherwise the necessary initial type-testing shall be carried out according to the provisions of the control plan and observance of the required property values required in the ETA shall be ascertained by the notified body.

After changing the production process or starting the production in another manufacturing plant the initial type-testing shall be repeated.

3.2.2.2 Initial inspection of factory and factory production control

The appropriate part of the control plan states the information on the properties which have to be controlled by the notified body involved for initial inspection of factory and factory production control. The notified body has to control the devices and equipments and the documentation of the factory production control of the manufacturer when starting the production.

The notified body shall retain the essential points of its actions referred to above and state the results obtained and conclusions drawn in a written report.

The notified certification body involved by the manufacturer shall issue an EC certificate of conformity of the factory production control stating the conformity with the provisions of this ETA.

After changing the production process or starting the production in another manufacturing plant the initial inspection of factory and factory production control shall be repeated. The notified body shall issue a new EC certificate of conformity of the factory control stating the conformity with the provisions of this ETA.

3.2.2.3 Continuous surveillance, judgment and assessment of factory production control

The appropriate part of the control plan states the information on the product properties which have to be checked by the notified body involved. The frequency of this tasks should be twice a year.

The notified body shall retain the essential points of its actions referred to above and state the results obtained and conclusions drawn in a written report.

In cases where the provisions of this ETA and its control plan are no longer fulfilled the certification body involved shall withdraw the certification of conformity and inform DIBt without delay.

3.3 CE marking


The CE marking¹⁴ shall be affixed on the packaging of the kit of the watertight membrane "Schlüter-DITRA 25" or its accompanying documents.

The letters "CE" shall be followed by the identification number of the notified body, and be accompanied by the following additional information:

- name and address or identifying mark of the manufacturer,
- last two digits of the year in which the CE marking was affixed,
- number of the EC certificate for the factory production control,
- number of the European technical approval,
- number of EOTA-product area code.

The components shall be marked as belonging to the composite waterproofing kit "Schlüter-DITRA 25".

CE marking and accompanying information:


<i>nnnn</i>
Schlüter-Systems KG Schmölestraße 7 58640 Iserlohn Germany 09 <i>nnnn-CPD-xxxx</i>
ETA-09/0027 "Schlüter-DITRA" watertight system in combination with covering tiles for wet areas under outdoor and indoor conditions declared values of the product and system characteristics see Annex 1 and Annex 2 ETA-09/0027

Letters "CE"

Identification number of notified body (system 2 +)

Name and address of the manufacturer

two last digits of year of affixing CE marking
number of the EC certificate for the FPC
ETA number

intended use

classification and characteristics of the product

4 Assumptions under which the fitness of the product for the intended use was favourably assessed

4.1 Manufacturing

The components of the kit of the watertight membrane are factory-made according to the procedure laid down in the MTD.

¹⁴ Notes on the CE marking are stated in Guidance Paper D "CE marking under the Construction Products Directive", Brussels, 1 August 2002

The ETA is issued for the kit on basis of agreed data/information about the components, which identify the kit that has been assessed and judged and which are deposited at DIBt. Changes to the components of the kit or in the production process of the components, which change the results of the production process and/or the properties of the product and which are not in line with the deposited data should be notified to DIBt before the changes are introduced. DIBt will decide whether or not such changes affect the ETA and consequently the validity of the CE marking on the basis of the ETA and if so whether further assessment or alterations to the ETA shall be necessary.

4.2 Design and dimensioning

The fitness for the respective use of the watertight system results from the characteristic values. The supplementing statements of the manufacturer stated in the MTD for design and application of the watertight system for creating a watertight covering in combination with covering tiles for floors and walls in outdoor and indoor wet areas e.g. in shower areas, lower galleries of swimming pools or wet rooms, shall be considered.

4.3 Installation

The fitness for use of the watertight membrane can be assumed only, if the installation is carried out according to the installation instructions stated in the MTD by the manufacturer, in particular taking account of the following points:

- installation by appropriately trained personnel,
- installation of only those components which are marked components of the kit,
- installation with the required tools and adjuvants,
- precautions during installation,
- inspecting the substrate surface for cleanliness and correct treatment,
- inspecting compliance with suitable weather and curing conditions,
- inspections during installation and of the finished watertight membrane and documentation of the results.

The information as to the

- method of repair on site,
- handling of waste products

shall be observed.

4.4 Manufacturer's responsibilities

It is the manufacturer's responsibility to make sure that all those who utilize the kit will be appropriately informed about the specific conditions according to sections 1, 2, 4, and 5 including the annexes to this ETA and the not confidential parts of the MTD deposited to this ETA.

5 Indications to the manufacturer

5.1 Packaging, transport and storage

Information on:

- Packaging
- transport and
- storage

are given in the MTD.

European technical approval
ETA-09/0027
English translation prepared by DIBt

Page 10 of 12 | 21 February 2012

5.2 Use, maintenance and repair

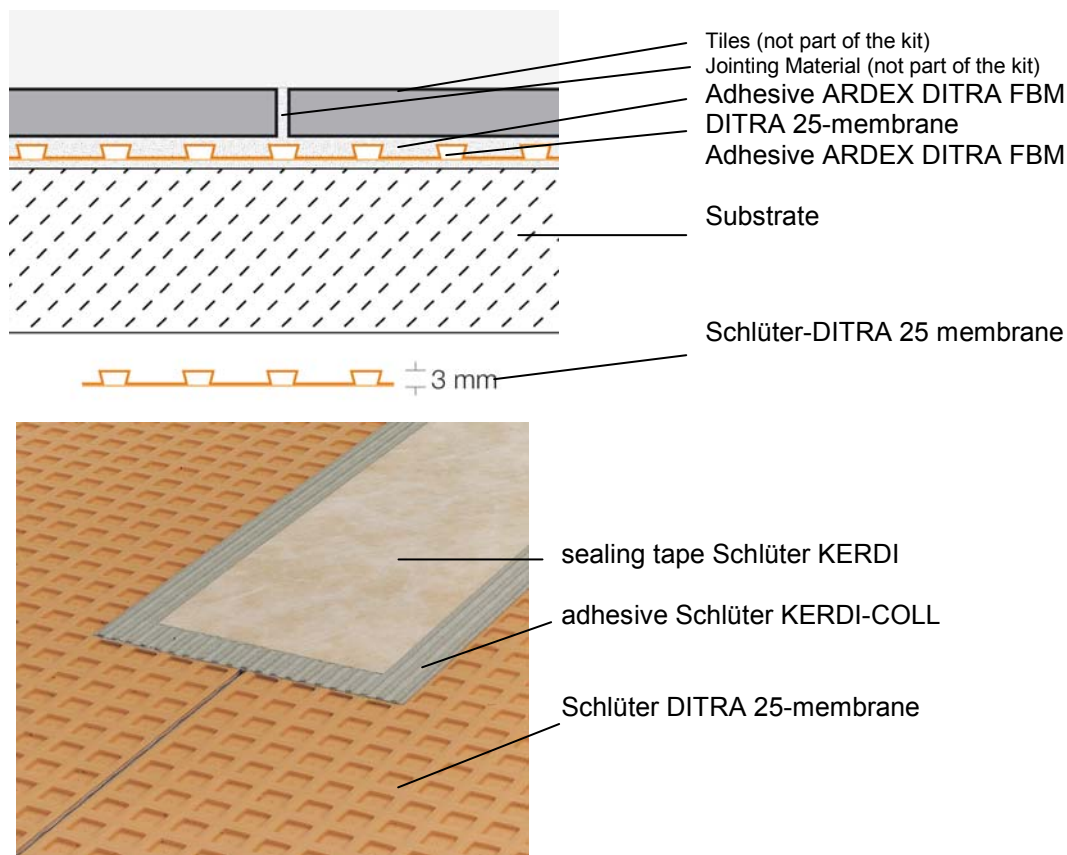
Information on:

- Use
- maintenance
- repair

are given in the MTD.

Uwe Bender
Head of Department

beglaubigt:
Hemme



Characteristic

- Water tightness
- Water vapour diffusion resistance factor
- Thickness of the waterproofing sheet material
- Width
- Mass per Unit
- Assumed intended working life
- Reaction to fire EN 13501-1
- Statement on dangerous substances
- Crack bridging ability
- Bond strength
- Joint bridging ability
- Water tightness at sealing and around penetrations
- Freeze / Thaw resistance
- Resistance to temperature
- Resistance to water
- Resistance to alkalinity
- Resistance to chlorine

Intended Use

- (A)
- (A)
- (A)
- (A)
- (A)
- (A)
- (A)
- (A)
- (A)
- (A)
- (A)
- (A)
- (A)
- (A)
- (A)
- (A)
- (A)
- (A)

Result¹⁾

- watertight
- $\mu \approx 875000$
- 0,4 mm
- 100 mm
- 565 g/m²
- 25 years
- class E
- does not contain any
- 1,5 mm
- ≥ 0.2 MPa
- watertight
- watertight
- proved
- proved
- proved
- proved
- proved
- proved

¹⁾ to be evaluated taking into account national requirements


Schlüter-DITRA 25
Schlüter-Systems KG

System built up
Watertight sheet in combination with covering tiles for wet areas under outdoor and indoor conditions


Annex 1



sealing tape Schlüter-KERDI-KEBA



bonded sealing tape Schlüter-KERDI-KEBA




outgoing corner sleeve
Schlüter-KERDI-KERECK



ingoing corner sleeve
Schlüter-KERDI-KERECK



collar sleeve Schlüter-KERDI-KM



floor gully Schlüter-KERDI-DRAIN
(not part of the kit)

Schlüter-DITRA 25

Components

Annex 2