



European Technical Approval ETA-13/0271

English translation prepared by DIBt - Original version in German language

Handelsbezeichnung
Trade name

Verdeckt liegende mehrachsige Türbänder
TE 240 3D, TE 340 3D, TE 340 3D FR, TE 540 3D, TE 640 3D,
TE 540 3D FR, TE 540 3D A8, TE 540 3D A8 FR, TE 640 3D FR
Variable concealed multi-axis hinges
TE 240 3D, TE 340 3D, TE 340 3D FR, TE 540 3D, TE 640 3D,
TE 540 3D FR, TE 540 3D A8, TE 540 3D A8 FR, TE 640 3D FR

Zulassungsinhaber
Holder of approval

SIMONSWERK GmbH
Bosfelder Weg 5
33378 Rheda-Wiedenbrück
DEUTSCHLAND

Zulassungsgegenstand
und Verwendungszweck

*Generic type and use
of construction product*

Verdeckt liegende mehrachsige Türbänder
TE 240 3D, TE 340 3D, TE 340 3D FR, TE 540 3D, TE 640 3D,
TE 540 3D FR, TE 540 3D A8, TE 540 3D A8 FR, TE 640 3D FR
Variable concealed multi-axis hinges
TE 240 3D, TE 340 3D, TE 340 3D FR, TE 540 3D, TE 640 3D,
TE 540 3D FR, TE 540 3D A8, TE 540 3D A8 FR, TE 640 3D FR

Geltungsdauer:
Validity: vom
from
bis
to

9 April 2013
9 April 2018

Herstellwerke
Manufacturing plants

SIMONSWERK GmbH
Bosfelder Weg 5
33378 Rheda-Wiedenbrück
DEUTSCHLAND
SIMONSWERK GmbH & Co. KG
Liesebühl 20
37308 Heiligenstadt

Diese Zulassung umfasst
This Approval contains

17 Seiten einschließlich 9 Anhänge
17 pages including 9 annexes

I LEGAL BASES AND GENERAL CONDITIONS

- 1 This European technical approval is issued by Deutsches Institut für Bautechnik in accordance with:
 - Council Directive 89/106/EEC of 21 December 1988 on the approximation of laws, regulations and administrative provisions of Member States relating to construction products¹, modified by Council Directive 93/68/EEC² and Regulation (EC) N° 1882/2003 of the European Parliament and of the Council³;
 - Gesetz über das In-Verkehr-Bringen von und den freien Warenverkehr mit Bauprodukten zur Umsetzung der Richtlinie 89/106/EWG des Rates vom 21. Dezember 1988 zur Angleichung der Rechts- und Verwaltungsvorschriften der Mitgliedstaaten über Bauprodukte und anderer Rechtsakte der Europäischen Gemeinschaften (Bauproduktengesetz - BauPG) vom 28. April 1998⁴, as amended by Article 2 of the law of 8 November 2011⁵;
 - Common Procedural Rules for Requesting, Preparing and the Granting of European technical approvals set out in the Annex to Commission Decision 94/23/EC⁶.
- 2 Deutsches Institut für Bautechnik is authorized to check whether the provisions of this European technical approval are met. Checking may take place in the manufacturing plant. Nevertheless, the responsibility for the conformity of the products to the European technical approval and for their fitness for the intended use remains with the holder of the European technical approval.
- 3 This European technical approval is not to be transferred to manufacturers or agents of manufacturers other than those indicated on page 1, or manufacturing plants other than those indicated on page 1 of this European technical approval.
- 4 This European technical approval may be withdrawn by Deutsches Institut für Bautechnik, in particular pursuant to information by the Commission according to Article 5(1) of Council Directive 89/106/EEC.
- 5 Reproduction of this European technical approval including transmission by electronic means shall be in full. However, partial reproduction can be made with the written consent of Deutsches Institut für Bautechnik. In this case partial reproduction has to be designated as such. Texts and drawings of advertising brochures shall not contradict or misuse the European technical approval.
- 6 The European technical approval is issued by the approval body in its official language. This version corresponds fully to the version circulated within EOTA. Translations into other languages have to be designated as such.

¹ Official Journal of the European Communities L 40, 11 February 1989, p. 12
² Official Journal of the European Communities L 220, 30 August 1993, p. 1
³ Official Journal of the European Union L 284, 31 October 2003, p. 25
⁴ *Bundesgesetzblatt Teil I* 1998, p. 812
⁵ *Bundesgesetzblatt Teil I* 2011, p. 2178
⁶ Official Journal of the European Communities L 17, 20 January 1994, p. 34

II SPECIFIC CONDITIONS OF THE EUROPEAN TECHNICAL APPROVAL

1 Definition of the products and intended use

1.1 Definition of the construction product

This European Technical Approval applies to the variable concealed three part hinges made of aluminium and zinc diecasting with the designation "TE 240 3D", "TE 340 3D", "TE 340 3D FR", "TE 540 3D", "TE 540 3D FR", "TE 640 3D", "TE 540 3D A8", "TE 540 3D A8 FR" and "TE 640 3D FR".

Each product consists of three parts, one part a mounting plate for the door frame, one part a mounting plate for the door leaf with segmented plates connected laterally in such a way as to allow the door to swing freely and to maintain the leaf in the same horizontal and vertical plane during the full operational cycle. Between the two mounting plates provide a variable geometry moving axis within a concealed unsprung hinge assembly.

The essential construction details including their joints are described in the supporting document in Annex. Annex is a formal part of the European technical approval.

1.2 Intended use

The hinges are intended for use on doors of timber and metal. The doors could be made of synthetic materials if there is no requirement on resistance to fire.

They are invisible (concealed) hinges to allow single and double swing door leaves to be mounted flush to its door leaf and frame, forming a flush panel surface when the door is closed, and allowing the door to open to 180°. The hinges are available for use on doors with door mass up to

- 40 kg "TE 240 3D"
- 80 kg "TE 340 3D" und "TE 340 3D FR"
- 100 kg "TE 540 3D A8" und "TE 540 3D A8 FR"
- 120 kg "TE 540 3D" und "TE 540 3D FR"
- 200 kg "TE 640 3D" und "TE 640 3D FR"

each door leaf.

The provisions made in this European technical approval are based on an assumed working life of the hinges of 10 years, provided that the conditions laid down in sections 4 and 5 for the manufacturing, installation, use, maintenance and repair are met. These provisions are based upon the current state of art and the available knowledge and experience.

The indications given on the working life cannot be interpreted as a guarantee given by the producer, but are to be regarded only as a means for choosing the right products in relation to the expected economically reasonable working life of the works.

Categories of use are identified according to EN 1935⁷:

Door mass ≤ 40 kg	light up to medium duty hinges
Door mass ≤ 80 kg	light up to heavy duty hinges
Door mass ≤ 100 kg	light up to heavy duty hinges
Door mass ≤ 120 kg	light up to severe duty hinges
Door mass ≤ 200 kg	light up to severe duty hinges.

⁷ EN 1935:2002-05 Building hardware; Single-axis hinges; Requirements and test methods

2 Characteristics of product and methods of verification

2.1 Reaction to fire / Resistance to fire

The hinges "TE 340 3D", "TE 340 3D FR", "TE 540 3D", "TE 540 3D FR", "TE 540 3D A8", "TE 540 3D A8 FR", "TE 640 3D" and "TE 640 3D FR" are suitable for use on fire resisting doors that have been favourably assessed relating to the contribution of the hinges to the fire resistance of the relevant fire resisting doors. They were tested on fire resisting doors according to EN 1634-1⁸ and classified according to EN 13501-2: EI₁30⁹.

The building materials which the hinges consist of are classified according to Commission Decision 96/603/EC¹⁰ in accordance with EN 13501-1¹¹: class A1.

2.2 Durability

The durability of the hinges is determined according to EN 1935⁷. The hinges were tested with 200,000 cycles.

2.3 Release of dangerous substances

The applicant shall submit a written declaration stating whether or not the product contains dangerous substances according to European and national regulations, when and where relevant in the Member States of destination, and shall list these substances.

In addition to the specific clauses relating to dangerous substances contained in this European technical approval, there may be other requirements applicable to the products falling within its scope (e.g. transposed European legislation and national laws, regulations and administrative provisions). In order to meet the provisions of the Construction Products Directive, these requirements need also to be complied with, when and where they apply.

2.4 Test door mass

The mass of test doors were

- 40 kg "TE 240 3D"
- 80 kg "TE 340 3D" and "TE 340 3D FR"
- 100 kg "TE 540 3D A8" and "TE 540 3D A8 FR"
- 120 kg "TE 540 3D" and "TE 540 3D FR"
- 200 kg "TE 640 3D" and "TE 640 3D FR"

according to EN 1935⁷.

2.5 Safety

The hinges satisfy the essential requirement of safety in use - according to EN 1935⁷.

2.6 Corrosion resistance

Corrosion resistance of hinges is identified according to EN 1670¹² and EN 1935⁷: grade 4 - very high resistance.

8	EN 1634-1:2000-03	Fire resistance tests for door and shutter assemblies - Part 1: Fire doors and shutters
9	EN 13501-2:2003-12	Fire classification of construction products and building elements; Part 2: Classification using data from fire resistance tests, excluding ventilation services
10	Official Journal of the European Communities L 267, 19.10.1996, p.23	
11	EN 13501-1:2002-6	Fire classification of construction products and building elements; Part 1: Classification using test data from reaction to fire tests
12	EN 1670:1998-12	Building hardware - Corrosion resistance - Requirements and test methods

2.7 Hinge grade

Several hinge grades and their durability were identified:

- grade 7 "TE 240 3D"
- grade 11 "TE 340 3D" and "TE 340 3D FR"
- grade 12 "TE 540 3D A8" and "TE 540 3D A8 FR"
- grade 13 "TE 540 3D" and "TE 540 3D FR"
- grade 15 "TE 640 3D" and "TE 640 3D FR".

2.8 Friction torque

The hinges were tested in accordance with EN 1935⁷. The maximum permissible frictional torque per hinge is

- 2 Nm "TE 240 3D"
- 3 Nm "TE 340 3D" and "TE 340 3D FR"
- 4 Nm "TE 540 3D A8", "TE 540 3D A8 FR", "TE 540 3D" and "TE 540 3D FR"
- 7 Nm "TE 640 3D" and "TE 640 3D FR".

2.9 Deformation load and overload

The hinges were tested in accordance with EN 1935⁷ and resisted overload.

2.10 Identification

All components are clearly specified. Changes of materials, of composition or characteristics, should be immediately notified to the DIBt, which will decide whether a new assessment will be necessary.

3 Evaluation and attestation of conformity and CE marking

3.1 System of attestation of conformity

According to the communication of the European Commission¹³ the system of attestation of conformity laid down in the decision 1999/93/EC of the European Commission¹⁴ for doors, windows, shutters, blinds, gates and related building hardware shall also be applied to invisible concealed hinges.

System 1:

Certification of the conformity of the product by an approved certification body on the basis of:

- a) Tasks of the manufacturer:
 - factory production control
 - further testing of samples taken at the factory by the manufacturer in accordance with a prescribed test plan
- b) Tasks of the approved body:
 - initial type-testing of the product
 - initial inspection of factory and of factory production control
 - continuous surveillance, assessment and approval of factory production control.

Note: Approved bodies are also referred to as "notified bodies".

¹³ Letter of the European Commission of 15/10/2004 to EOTA

¹⁴ Official Journal of the European Communities L 29/51 of 25 January 1999

3.2 Responsibilities

3.2.1 Tasks for the manufacturer

3.2.1.1 Factory production control

The manufacturer shall exercise permanent internal control of production. All the elements, requirements and provisions adopted by the manufacturer shall be documented in a systematic manner in the form of written policies and procedures, including records of results performed. This production control system shall insure that the product is in conformity with this European technical approval.

The manufacturer may only use constituent materials stated in the technical documentation of this European technical approval.

The factory production control shall be in accordance with the "control plan of 9. April 2013 relating to the European technical approval ETA-13/0271 issued on 9. April 2012 "which is part of the technical documentation of this European technical approval. The control plan is laid down in the context of the factory production control system operated by the manufacturer and deposited with Deutsches Institut für Bautechnik.¹⁵

The results of factory production control shall be recorded and evaluated in accordance with the provisions of the control plan.

3.2.1.2 Other tasks for the manufacturer

The manufacturer shall, on the basis of a contract, involve a body/bodies which is/are approved for the tasks referred to in section 3.1 in the field of hinges in order to undertake the actions laid down in section 3.2.2 For this purpose, the control plan referred to in sections 3.2.1.1 and 3.2.2 shall be handed over by the manufacturer to the approved body/bodies involved.

The manufacturer shall make a declaration of conformity, stating that the construction product is in conformity with the provisions of the European technical approval ETA-13/0271 issued on 9. April 2013.

3.2.2 Tasks for the approved bodies

The approved bodies shall perform the

- initial type testing of the product,
- initial inspection of factory and of factory production control,
- continuous surveillance, assessment and approval of factory production control,

in accordance with the provisions laid down in the control plan.

The approved body/bodies shall retain the essential points of its/their actions referred to above and state the results obtained and conclusions drawn in a written report/written reports.

The approved certification body involved by the manufacturer shall issue an EC certificate of conformity of the product stating the conformity with the provisions of this European technical approval.

In cases where the provisions of the European technical approval and its control plan are no longer fulfilled the certification body shall withdraw the certificate of conformity and inform Deutsches Institut für Bautechnik without delay.

¹⁵

The control plan is a confidential part of the European technical approval and only handed over to the approved body/bodies involved in the procedure of attestation of conformity. See section 3.2.2.

3.3 CE marking

The CE marking shall be affixed on the product itself - indicate where on the product, if necessary - or the label attached to it; packaging; accompanying commercial document, e.g. the EC declaration of conformity. The letters "CE" shall be followed by the identification number of the approved certification body, where relevant, and be accompanied by the following additional information:

- the name, address and identifying mark of the producer (legal entity responsible for the manufacture),
- the last two digits of the year in which the CE marking was affixed,
- the number of the EC certificate of conformity,
- the number of the European technical approval,
- the classification summary (hinge designation),
- dangerous substances (if any).

4 Assumptions under which the fitness of the product for the intended use was favourably assessed

4.1 Manufacturing

It is assumed that the manufacturing of the Variable geometry concealed hinge fulfils the criteria for stable industrial production. The samples taken in connection with the evaluation of properties shall be representative of the whole production.

The European technical approval is issued for the product on the basis of agreed data/information, deposited with Deutsches Institut für Bautechnik, which identifies the product that has been assessed and judged. Changes to the product or production process, which could result in this deposited data/information being incorrect, should be notified to Deutsches Institut für Bautechnik before the changes are introduced. Deutsches Institut für Bautechnik will decide whether or not such changes affect the approval and consequently the validity of the CE marking on the basis of the approval and if so whether further assessment or alterations to the approval shall be necessary.

4.2 Installation

The installation and commissioning of the variable geometry concealed hinge shall be in accordance with the manufacturer's technical literature.

5 Use, maintenance, repair

The assessment of the fitness for use is based on the assumption that no maintenance other than that stated in the installation instructions is required during the assumed intended working life. Should repair necessary this is normally achieved by replacement.

Maja Tiemann
p.p. Head of Department

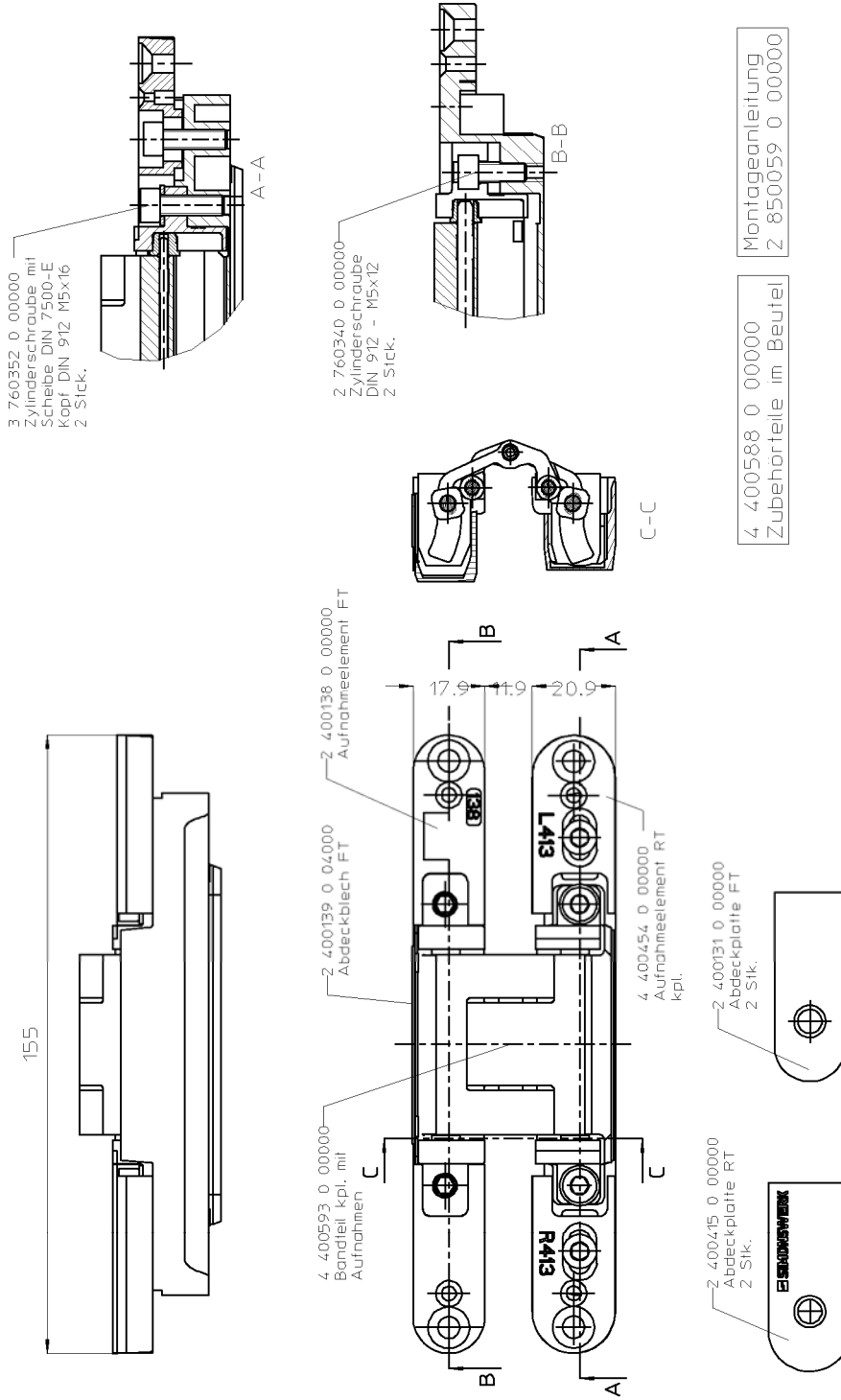
beglaubigt
Pritzkow

European technical approval
ETA-13/0271
English translation prepared by DIBt

Page 8 of 17 | 9 April 2013

ANNEX - DESCRIPTION OF PRODUCT

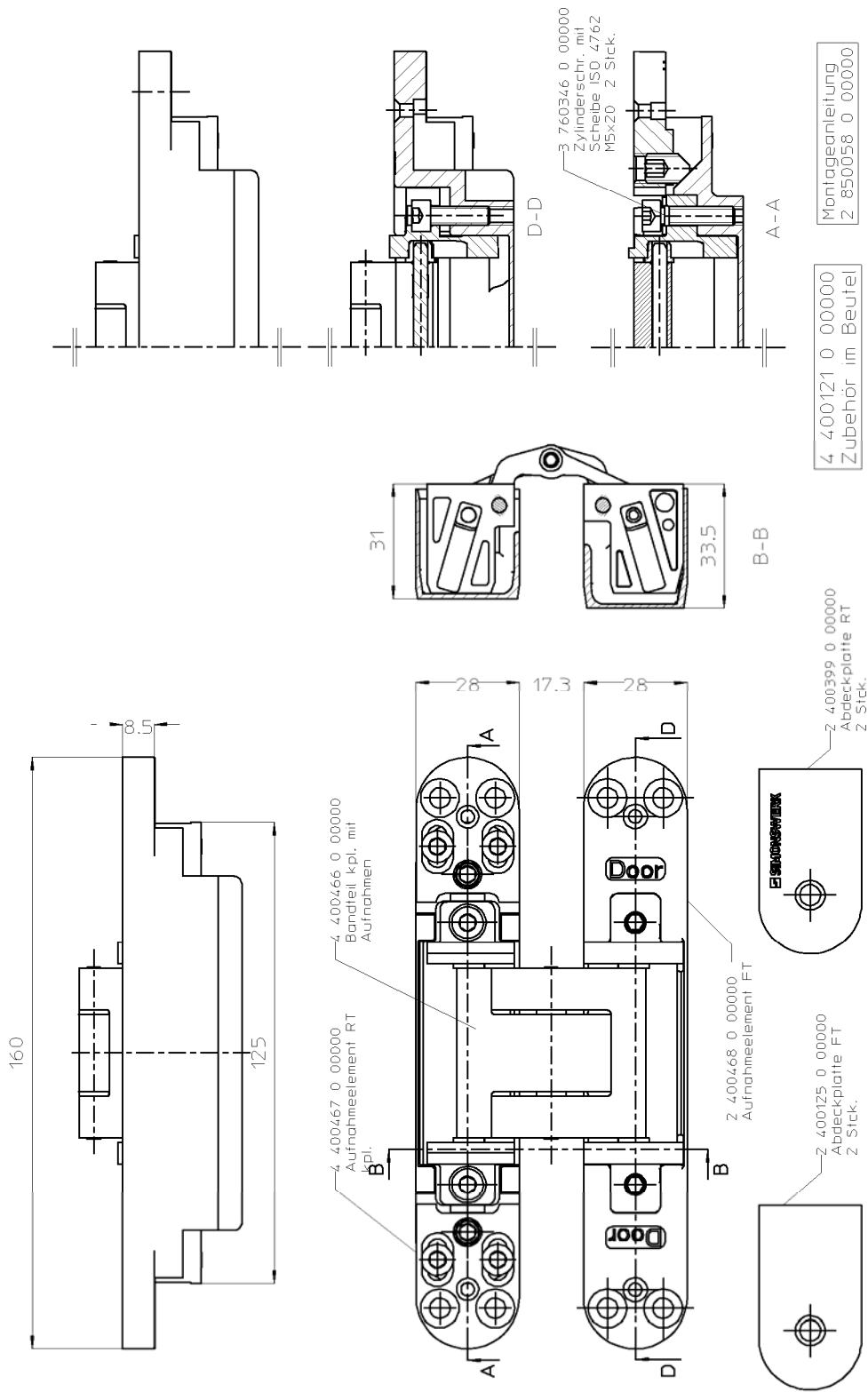
Annex 1	"TE 240 3D"
Annex 2	"TE 340 3D"
Annex 3	"TE 340 3D FR"
Annex 4	"TE 540 3D"
Annex 5	"TE 540 3D FR"
Annex 6	"TE 540 3D A8"
Annex 7	"TE 540 3D A8 FR"
Annex 8	"TE 640 3D"
Annex 9	"TE 640 3D FR"



Variable concealed multi-axis hinges TE 240 3D

- Construction -

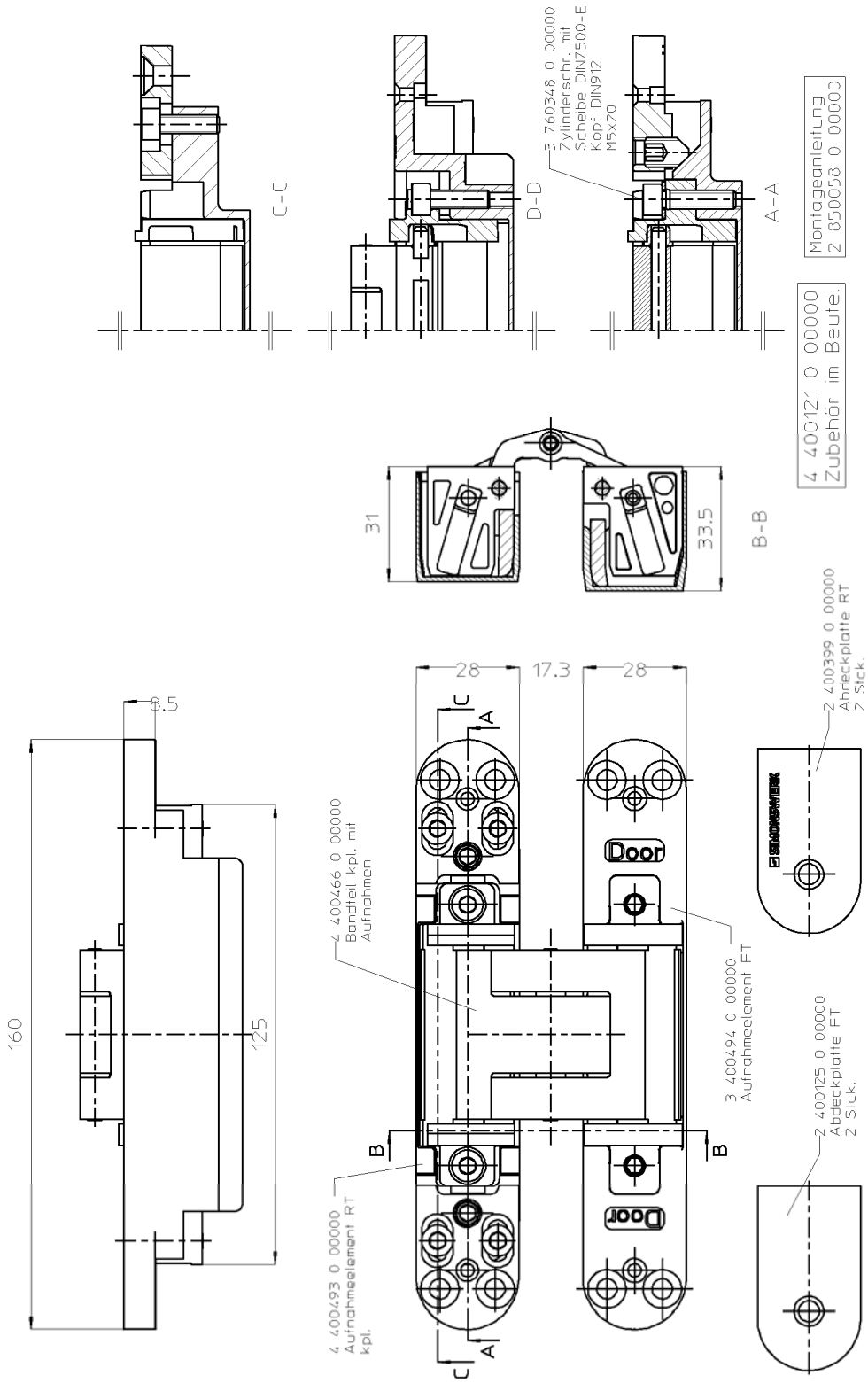
Annex 1



Variable concealed multi-axis hinges TE 340 3D

- Construction -

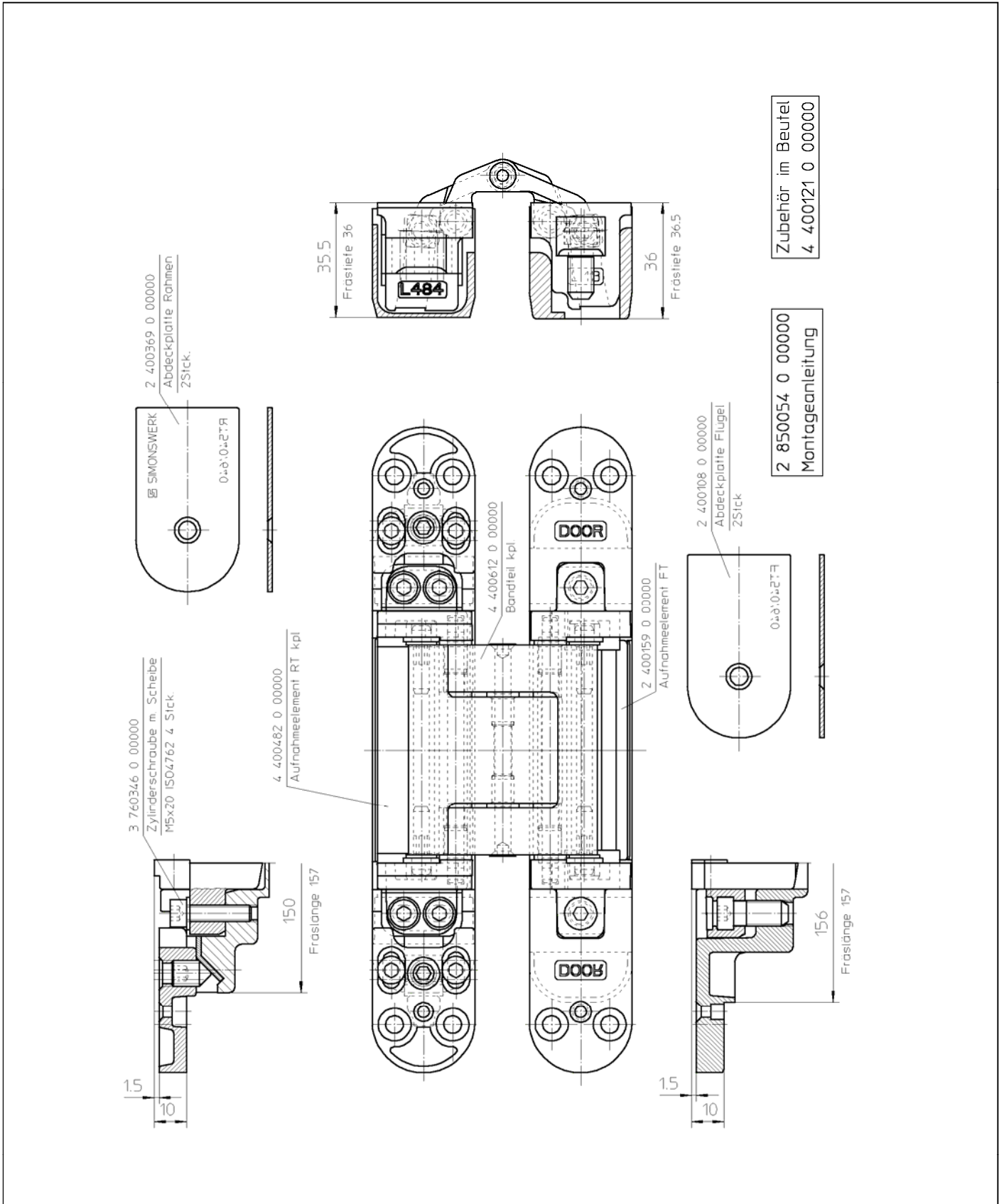
Annex 2



Variable concealed multi-axis hinges TE 340 3D FR

- Construction -

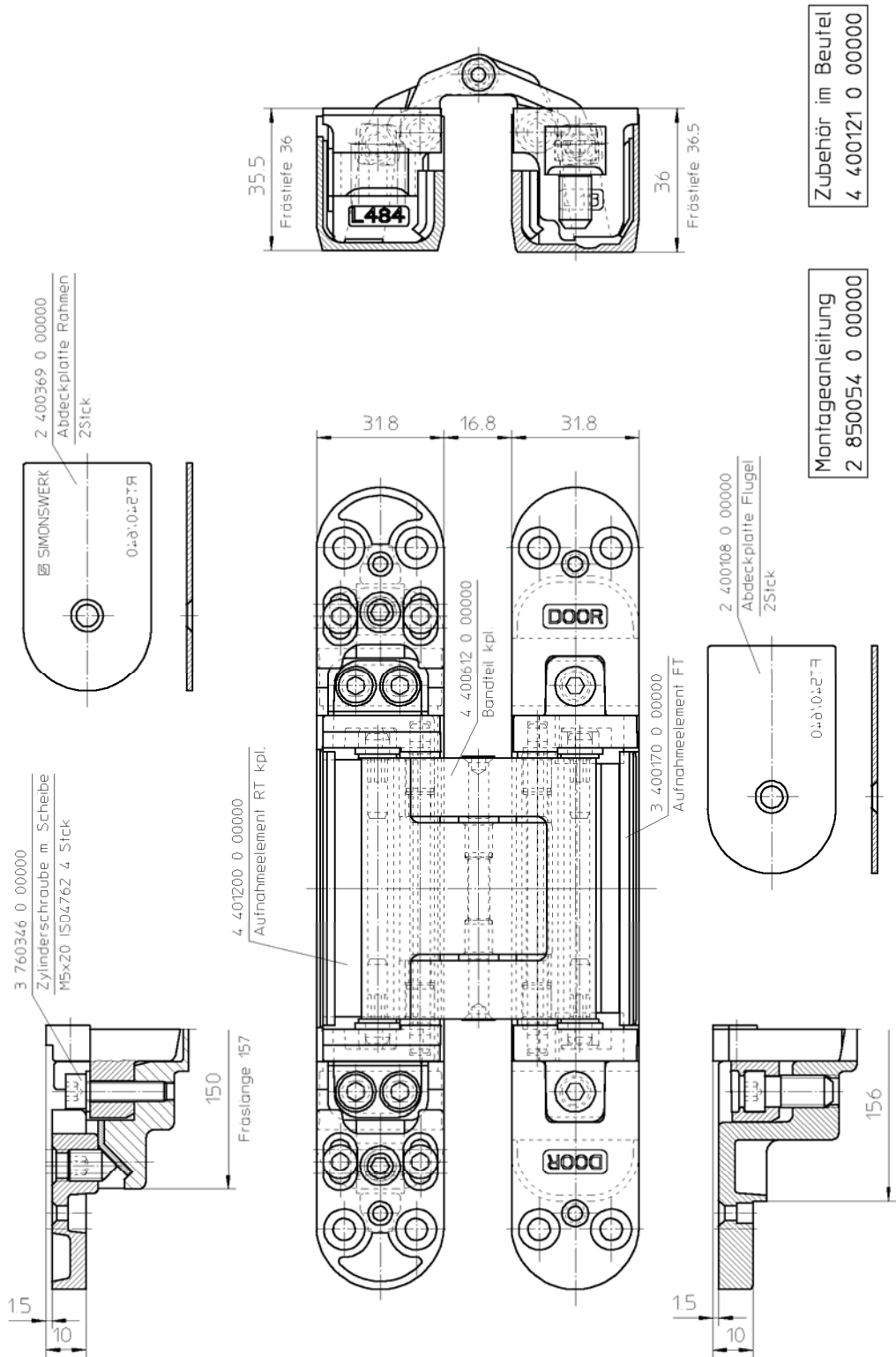
Annex 3



Variable concealed multi-axis hinges TE 540 3D

- Construction -

Annex 4



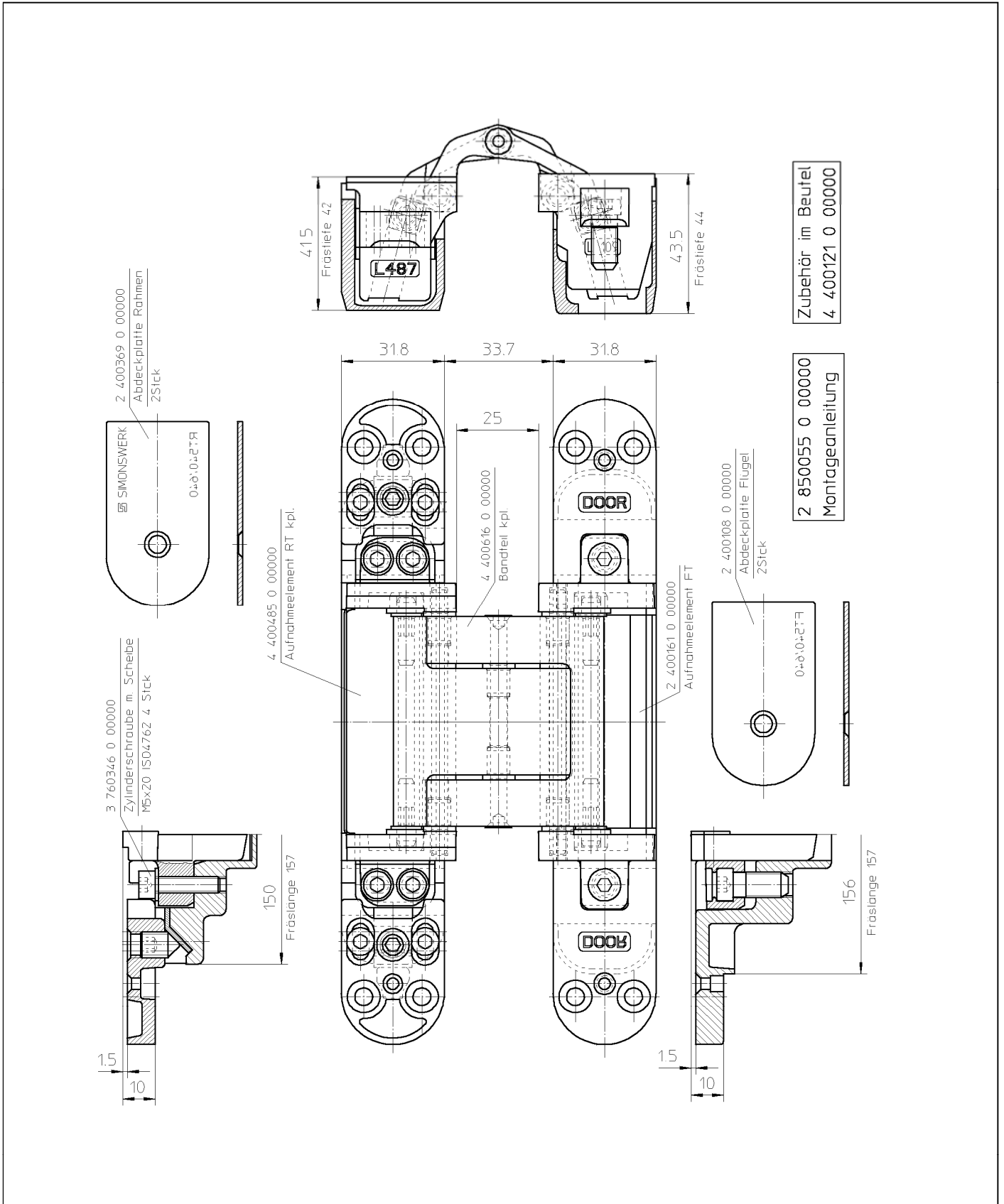
Zubehör im Beutel
4 400121 0 00000

Montageanleitung
2 850054 0 00000

Variable concealed multi-axis hinges TE 540 3D FR

- Construction -

Annex 5



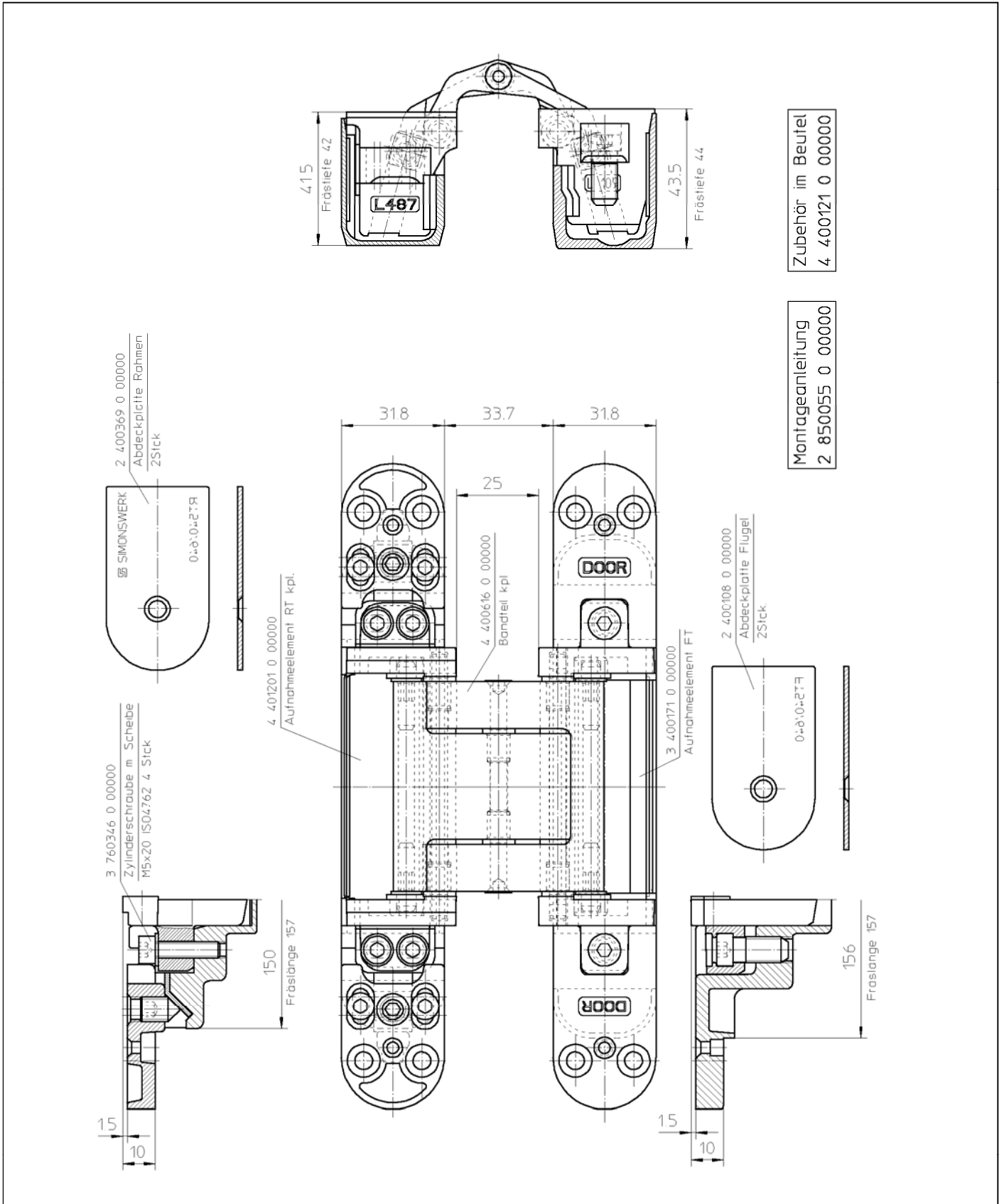
Zubehör im Beutel
4 400121 0 00000

2 850055 0 00000
Montageanleitung

Variable concealed multi-axis hinges TE 540 3D A8

- Construction -

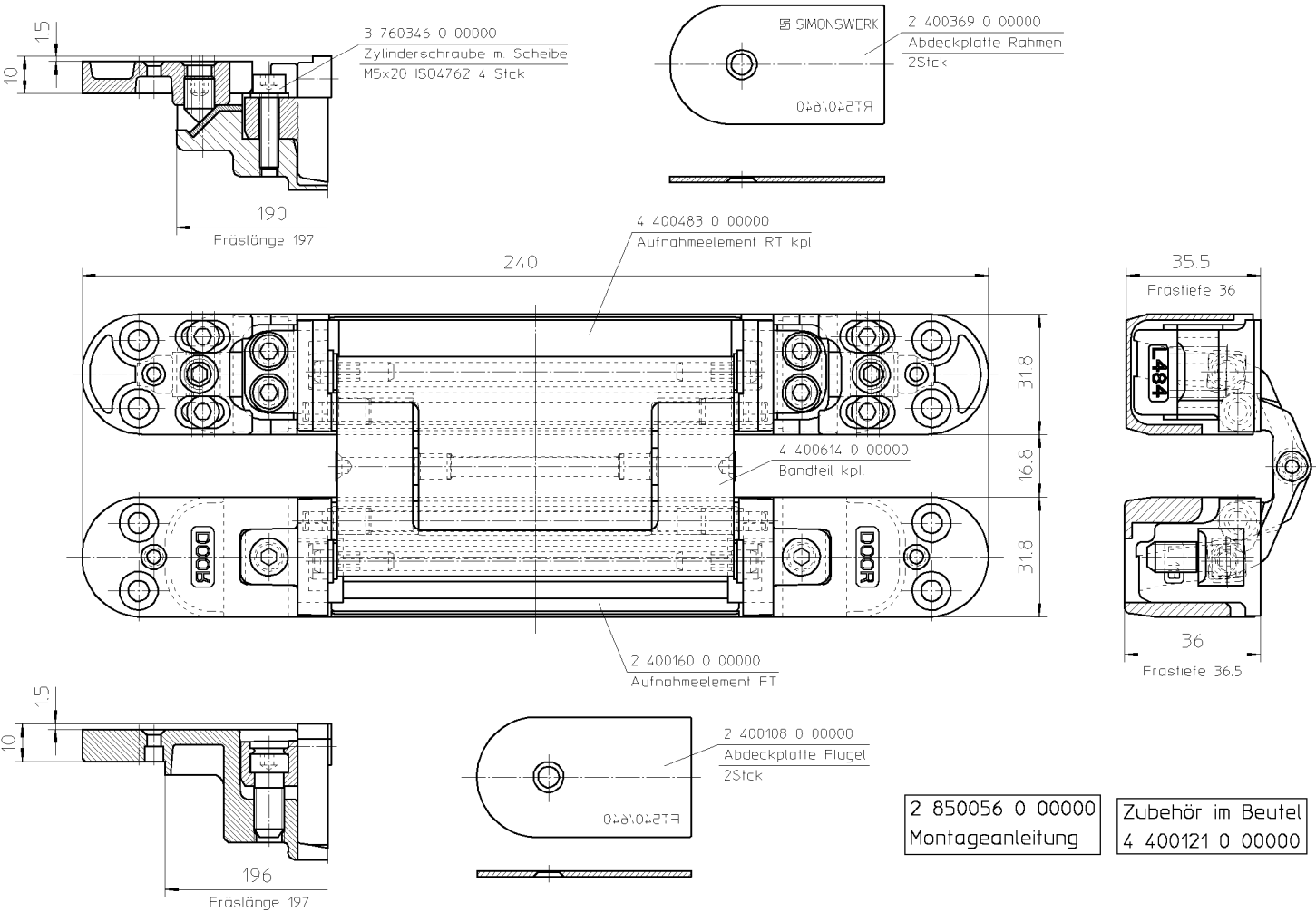
Annex 6



Variable concealed multi-axis hinges TE 540 3D A8 FR

- Construction -

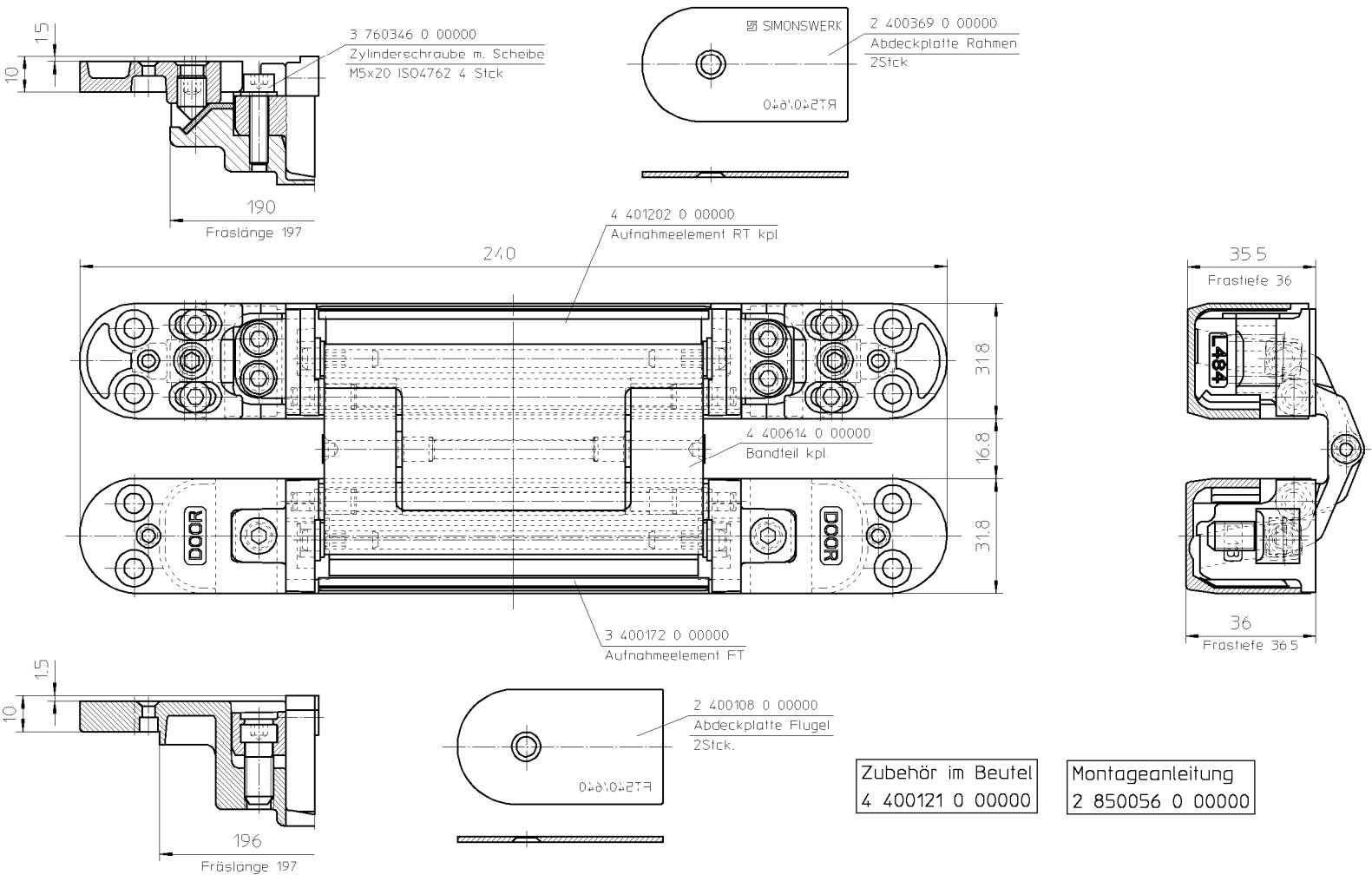
Annex 7



Variable concealed multi-axis hinges
TE 240 3D, TE 340 3D, TE 340 3D FR, TE 540 3D, TE 640 3D,

- Construction -

Annex 8



Zubehör im Beutel
4 400121 0 00000

Montageanleitung
2 850056 0 00000

Variable concealed multi-axis hinges
TE 240 3D, TE 340 3D, TE 340 3D FR, TE 540 3D, TE 640 3D,

- Construction -

Annex 9