

Approval body for construction products
and types of construction

Bautechnisches Prüfamt

An institution established by the Federal and
Laender Governments



European Technical Assessment

ETA-13/0407
of 20 October 2016

English translation prepared by DIBt - Original version in German language

General Part

Technical Assessment Body issuing the
European Technical Assessment:

Deutsches Institut für Bautechnik

Trade name of the construction product

Dewalt Trak-It® XH nails for gas actuated tool C5

Product family
to which the construction product belongs

Power-actuated fastener for multiple use in concrete
for non-structural applications

Manufacturer

Stanley Black & Decker Deutschland GmbH
Richard-Klinger-Straße 11
65510 Idstein
DEUTSCHLAND

Manufacturing plant

Manufacturing Plant 1 and Plant 2

This European Technical Assessment
contains

9 pages including 3 annexes which form an integral part
of this assessment

This European Technical Assessment is
issued in accordance with Regulation (EU)
No 305/2011, on the basis of

European Assessment Document (EAD)
330083-01-0601

**European Technical Assessment
ETA-13/0407**

Page 2 of 9 | 20 October 2016

English translation prepared by DIBt

The European Technical Assessment is issued by the Technical Assessment Body in its official language. Translations of this European Technical Assessment in other languages shall fully correspond to the original issued document and shall be identified as such.

Communication of this European Technical Assessment, including transmission by electronic means, shall be in full. However, partial reproduction may only be made with the written consent of the issuing Technical Assessment Body. Any partial reproduction shall be identified as such.

This European Technical Assessment may be withdrawn by the issuing Technical Assessment Body, in particular pursuant to information by the Commission in accordance with Article 25(3) of Regulation (EU) No 305/2011.

Specific part

1 Technical description of the product

The Dewalt Trak-It® XH nails are power-actuated fasteners which are placed into the concrete without previous drill by use of a gas actuated tool C5. They are anchored in the concrete by sintering and mechanical interlock.

The fastener (nail) is made of galvanised steel. The nails are arranged and connected with each other by special plastic strips that guides the nails in the gas actuated tool magazine.

The product description is given in Annex A.

The characteristic material values, dimensions and tolerances of the fastener not given in Annex A correspond to the respective values laid down in the technical documentation¹ of this ETA.

2 Specification of the intended use in accordance with the applicable European Assessment Document

The performances given in Section 3 are only valid if the fastener is used in compliance with the specifications and conditions given in Annex B.

The verifications and assessment methods on which this European Technical Assessment is based lead to the assumption of a working life of the fastener of at least 50 years. The indications given on the working life cannot be interpreted as a guarantee given by the producer, but are to be regarded only as a means for choosing the right products in relation to the expected economically reasonable working life of the works.

3 Performance of the product and references to the methods used for its assessment

3.1 Mechanical resistance and stability (BWR 1)

Essential characteristic	Performance
Characteristic values of resistance and displacements	See Annex C1
Durability	Durability is ensured if the specifications of intended use according to Annex B are taken into account.

3.2 Safety in case of fire (BWR 2)

Essential characteristic	Performance
Reaction to fire	Class A1
Resistance to fire	See Annex C1

¹ The technical documentation of this ETA is deposited at the Deutsches Institut für Bautechnik and, as far as relevant for the tasks of the notified bodies involved in the attestation of conformity procedure, is handed over to the notified bodies.

4 Assessment and verification of constancy of performance (AVCP) system applied, with reference to its legal base

In accordance with EAD No. 330087-01-0601, the applicable European legal act is: 1997/463/EC (EU).

The system to be applied is: 2+

5 Technical details necessary for the implementation of the AVCP system, as provided for in the applicable EAD

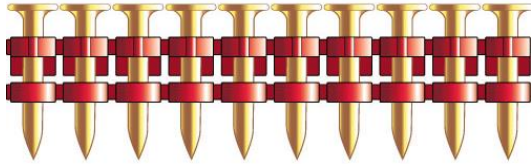
Technical details necessary for the implementation of the AVCP system are laid down in the control plan deposited with Deutsches Institut für Bautechnik.

Issued in Berlin on 20 October 2016 by Deutsches Institut für Bautechnik

Uwe Bender
Head of Department

beglaubigt:
Wittstock

Product Trak-It® XH Nails



Installed condition

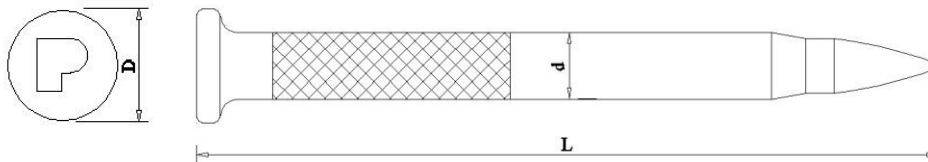
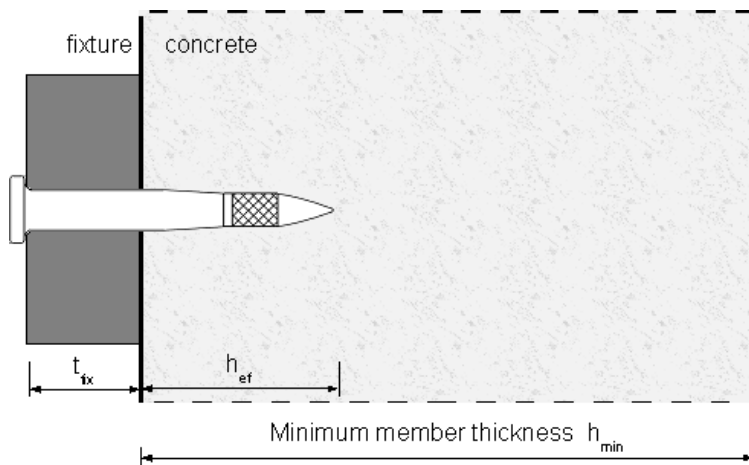


Table 1: Dimensions and materials

Dewalt Trak-It®		XH nails
For use with gas tool	[-]	C5
Length of nails L	[mm]	22-38
Shaft diameter d	[mm]	3,0
Head diameter D	[mm]	6,3
Material nail	[-]	Hardened C-steel
Material plastic collation	[-]	Polyethylene (red/green/yellow)
Zinc plating	[-]	El. Galvanized, min. 5 µm

Dewalt Trak-It® XH Nails for gas actuated tools C5

Product, dimensions and materials

Annex A1

Specification of intended use

Anchorage subject to:

- Static and quasi-static loads.

Base materials:

- Reinforced or unreinforced normal weight concrete according to EN 206-1:2000.
- Strength classes C20/25 to C40/50 according to EN 206-1:2000 for use of setting tool C5.
- For cracked and non-cracked concrete.
- Anchorage in two-dimensional load-bearing structures (slabs and walls).

Use conditions (Environmental conditions):

- Structures subject to dry conditions.

Design:

- Verifiable calculation notes and drawings shall be prepared taking account of the loads to be anchored. The position of the anchor is indicated on the drawings (e.g. position of the fastener relative to reinforcement or to supports etc.).
- The anchorages are designed under the responsibility of an engineer experienced in anchorages and concrete work.
- The anchorages are designed in accordance with ETAG 001, Annex C, Method C, August 2010 or in accordance with CEN/TS 1992-4-4:2009, Design Method C.
- The anchorages under fire exposure are designed in accordance with TR 020. It must be ensured that local spalling of the concrete cover does not occur.
- The fastener is to be used only for multiple use for non-structural applications with following definition:
 - Number of fixing points $n_1 \geq 4$,
 - Number of fasteners per fixing point $n_2 = 1$,
 - Design value of actions F_{sd} per fixing point $n_3 \leq 0,6$ kN.
- The design of the fixture is such that in the case of excessive slip or failure of one fastener the load can be transmitted to neighboring fasteners without significantly violating the requirements on the fixture in the serviceability and ultimate limit state.

Installation:

- Fastener installation carried out by appropriately qualified personnel and under the supervision of the person responsible for technical matters of the site.

Dewalt Trak-It® XH Nails for gas actuated tools C5

Intended use

Annex B1

Table 2: Installation parameters (no previous drilling needed)

Dewalt Trak-It®			XH nails
For use with gas tool		[-]	C5
Maximum concrete strength class		[-]	C40/50
Effective anchorage depth	h_{ef}	[mm]	≥ 18
Average anchorage depth when used in maximum concrete strength class	$h_{ef,m}$	[mm]	22
Diameter of clearance hole in the fixture	d_f	[mm]	3,5
Max. Thickness of fixture	t_{fix}	[mm]	L - 21 mm
Member thickness, edge distances and spacing			
Minimum member thickness	h_{min}	[mm]	80
Minimum spacing	s_{min}	[mm]	200
Minimum edge distance	c_{min}	[mm]	150

Installation instructions

- Fastener installation in accordance with the manufacturer's specifications and drawings and using the specified installation device.
- Fasteners to be installed perpendicular to the surface of the base material.
- When setting, pay attention to setting defects. A setting defect is present if the nail can be pull out of the concrete by hand.
- Fasteners to be installed ensuring not less than the minimum effective anchorage depth of 18 mm. If the embedment depth is smaller than the minimum effective anchorage depth the nail must be assumed as a setting defect and it must not be loaded.
- Damages on the concrete surface, caused by setting defects, have to be repaired according to EN 1504. A new fastener is set at a minimum distance away of 100 mm of the edge of the damaged surface.
- Use of setting tools according to Annex B3. The setting tool shall be complied with EN 792-13:2009.

Dewalt Trak-It® XH Nails for gas actuated tools C5

Installation parameters, installation instructions

Annex B2

Gas actuated tool and gas can

Trak-It® C5 (long track version) and Trak-It® C5-ST (short track version)
105 Joule gas actuated tool



Dewalt Trak-It® XH Nails for gas actuated tools C5

Gas tools C5 and corresponding gas can

Annex B3

Table 3: Characteristic values, Design method C

Dewalt Trak-It®			XH nails
Characteristic resistance for all load directions	F_{Rk}	[N]	44
Partial safety factor	γ_M ¹⁾	[-]	1,5
Characteristic spacing	s_{cr}	[mm]	200
Characteristic edge distance	c_{cr}	[mm]	150
Displacements for all load directions	δ_0, δ_∞	[mm]	≤ 0,1

¹⁾ In absence of other national regulations

Table 4: Characteristic values under fire exposure

Fire resistance class	Dewalt Trak-It®		XH nails
R 30	Characteristic resistance for all load directions	$F_{Rk,fi}$	[N]
	Partial safety factor	$\gamma_{M,fi}$ ¹⁾	[-]
	Characteristic spacing	s_{cr}	[mm]
	Characteristic edge distance	c_{cr}	[mm]
			150 ²⁾

¹⁾ In absence of other national regulations

²⁾ If the fire attack is from more than one side, the edge distance shall be $c \geq 300$ mm.

Dewalt Trak-It® XH Nails for gas actuated tools C5

Characteristic values

Annex C1