

Approval body for construction products
and types of construction

Bautechnisches Prüfamt

An institution established by the Federal and
Laender Governments



European Technical Assessment

ETA-09/0027
of 14 January 2019

English translation prepared by DIBt - Original version in German language

General Part

Technical Assessment Body issuing the
European Technical Assessment:

Deutsches Institut für Bautechnik

Trade name of the construction product

Schlüter-DITRA 25

Product family
to which the construction product belongs

Waterproofing kit based on polymeric membranes
for in- and outdoor walls and floors of wet areas

Manufacturer

Schlüter-Systems KG
Schmölestraße 7
58640 Iserlohn
DEUTSCHLAND

Manufacturing plant

Schlüter-Systems KG, manufacturing plant 58313
Schlüter-Systems KG, manufacturing plant 58453

This European Technical Assessment
contains

8 pages including 3 annexes which form an integral part
of this assessment

This European Technical Assessment is
issued in accordance with Regulation (EU)
No 305/2011, on the basis of

EAD 030400-00-0605

This version replaces

ETA-09/0027 issued on 21 June 2013

The European Technical Assessment is issued by the Technical Assessment Body in its official language. Translations of this European Technical Assessment in other languages shall fully correspond to the original issued document and shall be identified as such.

Communication of this European Technical Assessment, including transmission by electronic means, shall be in full. However, partial reproduction may only be made with the written consent of the issuing Technical Assessment Body. Any partial reproduction shall be identified as such.

This European Technical Assessment may be withdrawn by the issuing Technical Assessment Body, in particular pursuant to information by the Commission in accordance with Article 25(3) of Regulation (EU) No 305/2011.

Specific part

1 Technical description of the product

The watertight system "Schlüter-DITRA 25" is a kit. It consists of the following components:

- profiled waterproofing membrane "Schlüter-DITRA 25" on the basis of polyethylene one side clad with fleece
- adhesive "ARDEX DITRA FBM" on the basis of cement mortar for gluing the membrane to the substrate and the wearing surface to the membrane
- sealing tape "Schlüter-KERDI-KEBA" on the basis of fleece covered polyethylene for sealing joints
- collar "Schlüter-KERDI-KM" on the basis of fleece covered polyethylene for sealing of pipe penetrations
- corner strip "Schlüter-KERDI-KERECK" on the basis of fleece covered polyethylene membrane for sealing in and out going corners
- assembly glue "Schlüter-KERDI-COLL-L" on the basis of two-component acrylic dispersion for gluing "Schlüter-KERDI-KEBA", "Schlüter-KERDI-KM" and "Schlüter-KERDI-KERECK" to the polyethylene membrane

The kit is intended to be used under a wearing surface, e.g. tiles. The wearing surfaces and the jointing material are not part of the kit, but are considered during the assessment of the intended use of the product.

Annex A1 show the system build-up for wet areas and Annex A2 shows the components for sealing details.

2 Specification of the intended use in accordance with the applicable European Assessment Document

The intended use of the watertight system "Schlüter-DITRA 25" is to create a watertight covering under a wearing surface for in- and outdoor walls and floors of wet areas for the following uses:

(A)

- floor and/or wall surfaces with only occasional direct exposure to water, e. g. at a good distance from shower or bathtub
- floor and/or wall in shower areas or around bathtubs used for a few showers daily, e. g. in ordinary dwellings, multifamily houses and hotels
- floor and/or wall surfaces with exposure to water more frequent or of longer duration than normally anticipated in dwellings, e. g. public wet rooms, schools and sport facilities and lower galleries of swimming pools

The collars, sleeves belonging to the kit are used for sealing pipe penetrations and floor gullies and sealing tapes and preformed corners are used for sealing joints, corners and edges.

The watertight system in combination with covering tiles may only be used on sustainable, flexible or rigid substrates.

The product shall be used in connection with the following types of gullies:

Stainless steel or plastics – type PE or PP – with flange for attaching of collar/membrane or with clamping ring and collar.

English translation prepared by DIBt

The gullies are not part of the kit. It is up to the responsibility of the user to use suitable products of the given types.

The verifications and assessment methods on which this European Technical Assessment is based lead to the assumption of a working life of the waterproofing kit of at least 25 years. The indications given on the working life cannot be interpreted as a guarantee given by the producer, but are to be regarded only as a means for choosing the right products in relation to the expected economically reasonable working life of the works.

The performance given in Section 3 is only valid if the waterproofing kit is used in compliance with the specifications and conditions given in Annex B1 and the installation instructions of the manufacturer stated in the technical documents¹.

3 Performance of the product and references to the methods used for its assessment

3.1 Safety in case of fire (BWR 2)

| Essential characteristic | Performance |
|--------------------------|--------------|
| Reaction to fire | See Annex A1 |

3.2 Hygiene, health and the environment (BWR 3)

| Essential characteristic | Performance | | |
|--|--|--------------------------|---------------------------|
| Content, emission and/or release of dangerous substances | | | |
| Substance/s classified as EU-cat. Carc. 1A and/or 1B ^{a)} | The kit does not contain these dangerous substances actively used. ^{b)} | | |
| Substance/s classified as EU-cat. Muta. 1A and/or 1B ^{a)} | | | |
| Substance/s classified as EU-cat. Acute Tox. 1, 2 and/or 3; Repr. 1A and/or 1B; STOT SE 1 and/or STOT RE 1 ^{a)} | The kit does contain a substances classified as Acute Tox. 3, labeled with H301. ^{b)} | | |
| SVOC and VOC | Exclusively the component "Schlüter-DITRA 25" was tested for the emission of dangerous substances using the loading factor L of 1,0 m ² /m ³ and therefore assessed: ^{c)} | | |
| | | 3 days | 28 days |
| | Carcinogens (Cat. 1A/1B) | < 0.01 mg/m ³ | < 0.001 mg/m ³ |
| | TVOCspez | < 10.0 mg/m ³ | < 1.0 mg/m ³ |
| | TSVOC | | < 0.1 mg/m ³ |
| | TVOC without NIK ² | | < 0.1 mg/m ³ |
| | R-value (dimensionless) | | < 1 |
| Use scenarios regarding BWR 3 in accordance with EOTA TR 034: IA 2 | | | |
| ^{a)} In accordance with Regulation (EC) No 1272/2008. ^{b)} Assessment based on the detailed manufacturers' statements on dangerous substances for all components except "ARDEX DITRA FBM". ^{c)} Statement according to test report. | | | |
| Water vapour diffusion resistance | See Annex A1 | | |
| Water tightness | See Annex A1 | | |

¹ The manufacturer's technical documents comprises all information necessary for the production and the installation of the product as well as for repair of the roof waterproofing made from that and it is deposited with DIBt.
² Available at www.dibt.de (German LCI list)

| Essential characteristic | Performance |
|--|--------------|
| Water tightness after mechanical damage - Resistance to impact | See Annex A1 |
| Water tightness after mechanical damage - Resistance to static loading | See Annex A1 |
| Water tightness at sealing and around penetrations at low and high temperatures | See Annex A1 |
| Water tightness at joint sealings under high pressure | See Annex A1 |
| Bond strength | See Annex A1 |
| Shear resistance of joints | See Annex A1 |
| Crack bridging ability | See Annex A1 |
| Resistance to freeze/thaw | See Annex A1 |
| Resistance to heat ageing | See Annex A1 |
| Resistance to chlorine water | See Annex A1 |
| Resistance to alkalinity | See Annex A1 |
| Resistance to heat ageing of the joints | See Annex A1 |
| Resistance to water aging of the joints | See Annex A1 |

4 Assessment and verification of constancy of performance (AVCP) system applied, with reference to its legal base

In accordance with EAD No. 030400-00-0605, the applicable European legal act is: 1999/90/EC

The system to be applied is: 2+

With regard to reaction to fire for products covered by this EAD the applicable European legal act is: 2001/596/EC

The system to be applied is: 3

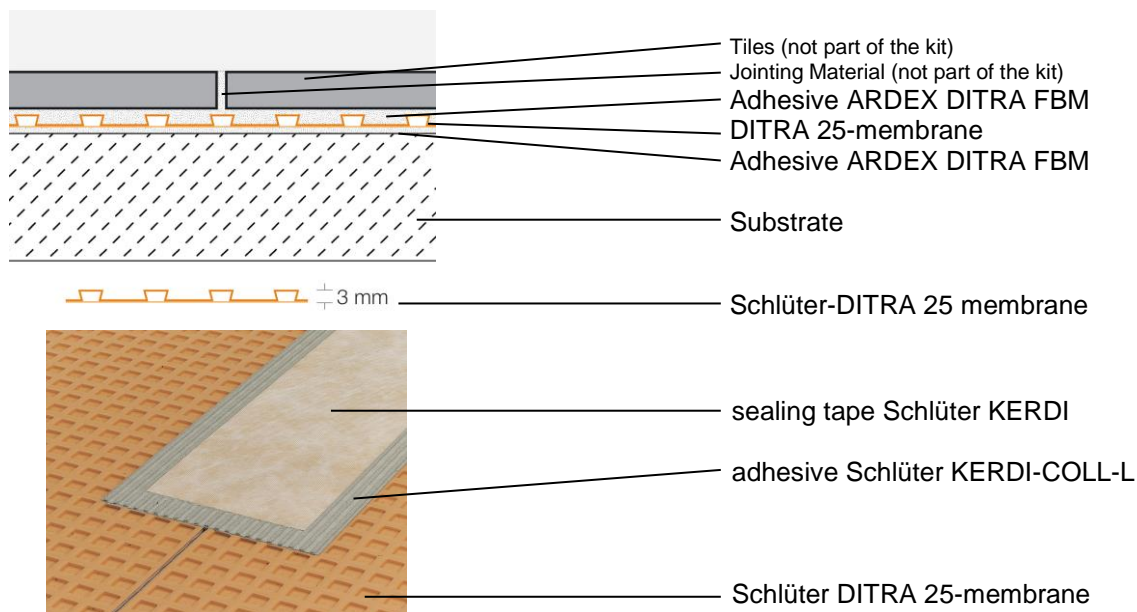
5 Technical details necessary for the implementation of the AVCP system, as provided for in the applicable EAD

Technical details necessary for the implementation of the AVCP system are laid down in the control plan deposited with Deutsches Institut für Bautechnik.

Issued in Berlin on 14 January 2019 by Deutsches Institut für Bautechnik

BD Dipl.-Ing. Andreas Kummerow
Head of Department

beglaubigt:
Hannoun



| Characteristic | Intended use | Result |
|--|--------------|--------------------------------|
| Minimum layer thickness of the waterproofing sheet | (A) | 0,4 mm |
| Working life | (A) | 25 years |
| Reaction to fire EN 13501-1 | (A) | class E |
| Content, emission and/or release of dangerous substances | (A) | see section 3.2 |
| Water vapour diffusion resistance | (A) | $\mu \approx 875000$ |
| Water tightness | (A) | watertight |
| Water tightness after mechanical damage - Resistance to impact | (A) | watertight, drop height 300 mm |
| Water tightness after mechanical damage - Resistance to static loading | (A) | watertight, drop weight 20 kg |
| Water tightness at sealing and around penetrations at low and high temperatures | (A) | watertight |
| Water tightness at joint sealings under high pressure | | no performance assessed |
| Bond strength | (A) | category 1 $\geq 0,2$ MPa |
| Shear resistance of joints | (A) | 131 N/50 mm |
| Crack bridging ability | (A) | category 3 |
| Resistance to freeze/thaw | (A) | category 1 $\geq 0,2$ MPa |
| Resistance to heat ageing | (A) | category 1 $\geq 0,2$ MPa |
| Resistance to chlorine water | | category 1 $\geq 0,2$ MPa |
| Resistance to alkalinity | (A) | category 1 $\geq 0,2$ MPa |
| Resistance to heat aging of the joints (deviation of the shear resistance from state of delivery) | (A) | resistant, -9,16% |
| Resistance to water aging of the joints (deviation of the shear resistance from state of delivery) | (A) | resistant, -16,03% |


Schlüter-DITRA 25
Schlüter-Systems KG

System built up and performances of the product


Annex A1




sealing tape Schlüter-KERDI-KEBA



bonded sealing tape
Schlüter-KERDI-KEBA



outgoing corner sleeve
Schlüter-KERDI-KERECK



ingoing corner sleeve
Schlüter-KERDI-KERECK



collar sleeve Schlüter-KERDI-KM



floor gully Schlüter-KERDI-DRAIN
(not part of the kit)

electronic copy of the eta by dibt: eta-09/0027

Schlüter-DITRA 25
Schlüter-Systems KG

Components

Annex A2

Installation

The performance of the waterproofing kit can be assumed only, if the installation is carried out according to the installation instructions stated in the technical documents of the manufacturer, in particular taking account of the following points:

- installation by appropriately trained personnel,
- installation of only those components which are specified components of the kit,
- installation with the required tools and adjuvant,
- precautions during installation,
- inspecting the substrate surface for cleanliness and correct treatment,
- inspecting during installation and of the finished watertight membrane and documentation of the results.

| | |
|---|----------|
| Schlüter-DITRA 25 Schlüter-Systems KG | Annex B1 |
| Intended use Specifications | |