

Approval body for construction products  
and types of construction

Bautechnisches Prüfamt

An institution established by the Federal and  
Laender Governments



## European Technical Assessment

**ETA-18/0323**  
**of 30 January 2019**

English translation prepared by DIBt - Original version in German language

### General Part

Technical Assessment Body issuing the  
European Technical Assessment:

Deutsches Institut für Bautechnik

Trade name of the construction product

Kaubit FA Dichtbahn System

Product family  
to which the construction product belongs

Flexible sheets for wet room floors and or walls

Manufacturer

Kaubit AG  
Industriestraße 1  
49413 Dinklage  
DEUTSCHLAND

Manufacturing plant

Kaubit AG  
Industriestraße 1  
49413 Dinklage  
DEUTSCHLAND

This European Technical Assessment  
contains

10 pages including 5 annexes which form an integral part  
of this assessment

This European Technical Assessment is  
issued in accordance with Regulation (EU)  
No 305/2011, on the basis of

ETAG 022 Part 2: "Kits based on flexible sheets",  
used as EAD according to Article 66 Paragraph 3 of  
Regulation (EU) No 305/2011.

**European Technical Assessment**

**ETA-18/0323**

English translation prepared by DIBt

**Page 2 of 10 | 30 January 2019**

The European Technical Assessment is issued by the Technical Assessment Body in its official language. Translations of this European Technical Assessment in other languages shall fully correspond to the original issued document and shall be identified as such.

Communication of this European Technical Assessment, including transmission by electronic means, shall be in full. However, partial reproduction may only be made with the written consent of the issuing Technical Assessment Body. Any partial reproduction shall be identified as such.

This European Technical Assessment may be withdrawn by the issuing Technical Assessment Body, in particular pursuant to information by the Commission in accordance with Article 25(3) of Regulation (EU) No 305/2011.

## Specific part

### 1 Technical description of the product

The watertight covering "Kaubit FA Dichtbahn System" is a kit for wet room floors and walls. It consists of the following components:

- flexible sheet "FA Dichtbahn" on the basis of polyethylene both sides clutched with polyester fleece with/without fleece-free edge
- primer coat "Kaubit primer DS2" or "Kaubit Super Primer" (if required)
- adhesive for the sheet and sealing sleeve  
"FA Dichtungsschlämme AS 2K",  
"FA Dichtungsschlämme 2K TT-Flex" or  
"Graft MS Polymer"
- sealing tapes  
Type "NV"  
Type "NGVV"  
Type "PEVB"  
Type "NVV"  
Type "PEVV"
- sealing tapes/sleeves for floor gullies and penetrations  
Type "NG"  
Type "NVV"  
Type "PEVV"  
Type "Butyl"
- sealing tapes/sleeves for corners (inside, outside)  
Type "NG"  
Type "NGVV"  
Type "NVV"  
Type "PEVV"
- adhesives for tiles "Sakret FFK" on the basis of cement mortar according EN 12004<sup>1</sup>

The kit is intended to be used under a wearing surface, e.g. tiles. The wearing surface and the jointing material are not part of the kit, but are considered during the assessment of the intended use of the product.

Annex A1 shows the system build-up and annex A2 to A4 shows the components for sealing details.

### 2 Specification of the intended use in accordance with the applicable European Assessment Document

The intended use of the watertight covering under a wearing surface is to create a floor and wall watertight covering for indoor wet areas at possible operating temperature of 5 °C till 40 °C.

The following uses are intended:

- floor and/or wall surfaces with only occasional direct exposure to water, e. g. at a good distance from shower or bathtub

<sup>1</sup> EN 12004:2007 Adhesives for tiles – Requirements, evaluation of conformity, classification and designation

- floor and/or wall in shower areas or around bathtubs used for a few showers daily, e. g. in ordinary dwellings, multifamily houses and hotels
- floor and/or wall surfaces with exposure to water more frequent or of longer duration than normally anticipated in dwellings, e. g. public wet rooms, schools and sport facilities

The watertight membrane is intended to be used on flexible substrate e. g. plywood, chipboard, gypsum, anhydrite or similar material vulnerable to water and on rigid substrates e. g. masonry or concrete.

The product should be used in connection with the following types of gullies: stainless steel or plastics with flange for attaching with clamping ring and collar.

The gullies are not part of the kit. It is up to the responsibility of the user to use suitable products of the given types.

The performances given in Section 3 are only valid if the watertight covering kit is used in compliance with the specifications and conditions given in Annex B.

The verifications and assessment methods on which this European Technical Assessment is based lead the assumption of working life of the watertight covering kit of 25 years. The indications given on the working life cannot be interpreted as a guarantee given by the producer, but are to be regarded only as a means for choosing the right products in relation to the expected economically reasonable working life of the works.

### 3 Performance of the product and references to the methods used for its assessment

#### 3.1 Safety in case of fire (BWR 2)

Essential characteristic	Performance
Reaction to fire	See Annex A1

#### 3.2 Hygiene, health and the environment (BWR 3)

Essential characteristic	Performance
Content and/or Release of dangerous substances:	
Component: Tile adhesive (CE-marked)	According to EN 12004
All other components	no performance assessed
Vapour permeability	See Annex A1
Watertightness	See Annex A1
Crack bridging ability	See Annex A1, category
Bond strength	See Annex A1, category
Scratching resistance	See Annex A1
Joint bridging ability	See Annex A1, category
Watertightness around penetration	See Annex A1, category
Joint strength	See Annex A1
Flexibility	See Annex A1

Dimensions stability	See Annex A1
Resistance to temperature	See Annex A1, category
Resistance to water	See Annex A1, category
Resistance to alkalinity	See Annex A1, category
Resistance to mechanical wear	See Annex A1
Cleanability	See Annex A1
Reparability	See Annex A1, manufacturer statement
Thickness	See Annex A1
Applicability	See Annex A1, description

### 3.3 Safety and accessibility (BWR 4)

Essential characteristic	Performance
Slipperiness	See Annex A1

### 3.4 General aspects

The verification of durability and serviceability is only ensured if the specifications of intended use according to Annex B1 and the specifications of the technical file of the manufacturer are kept.

## 4 Assessment and verification of constancy of performance (AVCP) system applied, with reference to its legal base

According to ETAG 022 used as EAD the applicable European legal act is: 2003/665/EC

The system to be applied is: 2+

In addition, with regard to e.g. reaction to fire for products covered by this EAD the system to be applied is: 3

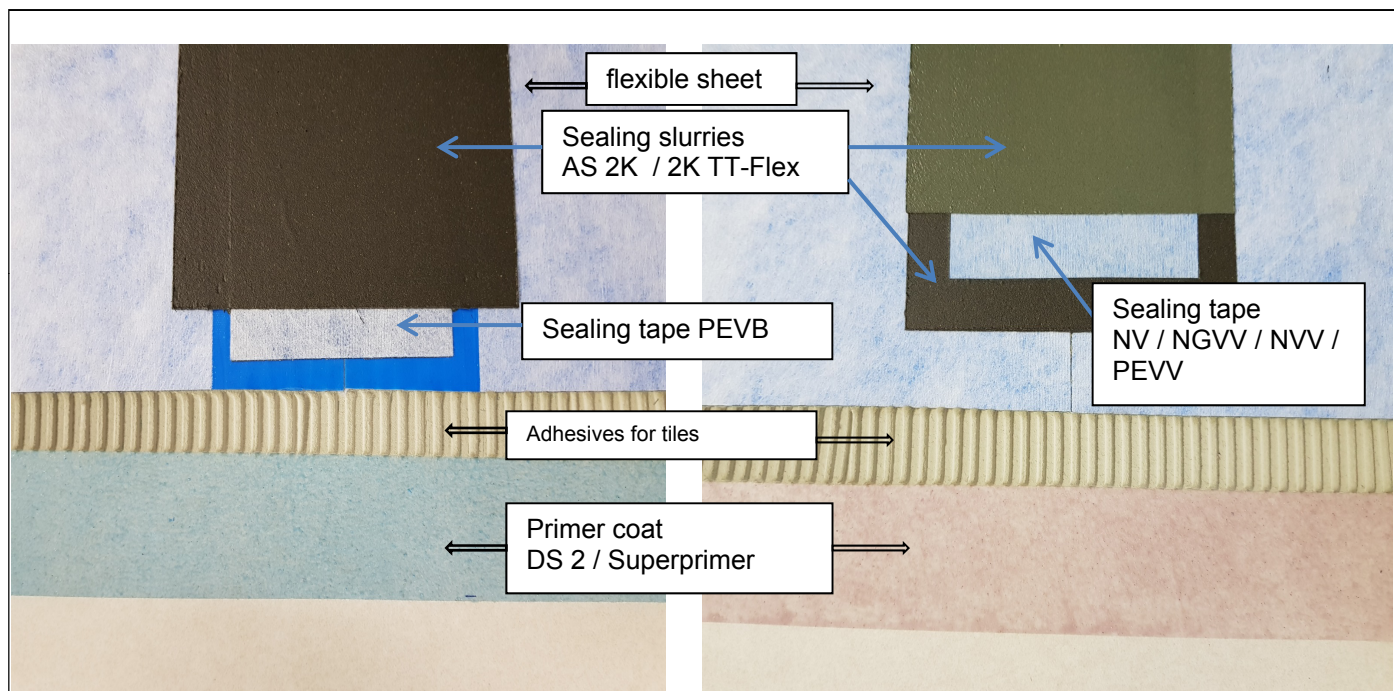
## 5 Technical details necessary for the implementation of the AVCP system, as provided for in the applicable EAD

Technical details necessary for the implementation of the AVCP system are laid down in the control plan deposited with Deutsches Institut für Bautechnik.

Issued in Berlin on 30. January 2019 by Deutsches Institut für Bautechnik

BD Dipl.- Ing. Andreas Kummerow  
Head of Department

*beglaubigt:*  
Gnamou



Minimum layer thickness of the waterproofing sheet 0.6 mm

**Performance of the product:**

Working life	25 years
Reaction to fire acc. to EN 13501-1	class E
Statement on dangerous substance	no performance assessed
Water vapour diffusion resistance factor 23°C - 75/100% r.h.	$s_d = 45.8 \text{ m}$
Water tightness acc. to EN 13967	watertight
Dimensional Stability	Longitudinal - 0.6 %, transversal - 1.0
Scratching resistance	no performance assessed
Resistance to mechanical wear	not relevant
Flexibility	not relevant
Cleanability	not relevant
Reparability	reparable
Slipperiness	no performance assessed
Applicability	applicable

**Level of use categories according to ETAG 022 with relation to:**

Crack bridging ability	category 3: 1.5 mm
Bond strength	category 2: > 0.3 MPa
Joint bridging ability	category 2
Water tightness around penetrations	category 2
Resistance to water	category 2
Resistance to temperature	resistant
Resistance to alkalinity	category 2

**Kaubit FA Dichtbahn System**  
Kaubit AG


**System built-up, levels of use categories and performances of the product**

Annex A1



## Waterproofing sheet

## FA Dichtbahn (with and without fleece-free edge zone)



## Sealing tape:

### Type „NV“



### Type „NGVV“



### Type „PEVB“



### Type „NVV“



### Type „PEVV“ (with and without perforation)





**Kaubit FA Dichtbahn System**  
Kaubit AG

**Details and components**



Annex A2

## Sealing tapes/sleeves


Type „NG“



Type „NVV“  
(with and without perforation)



Type „PEVN“



Type „Butyl“



**Kaubit FA Dichtbahn System**  
Kaubit AG



**Details and components**

Annex A3





## Ingoing / outgoing corners



Type „NG“




Type „NGVV“



Type „NVV“



Type „PEVV“ (with and without perforation)



### Installation

The levels of use categories and the performance of the waterproofing kit can be assumed only, if the installation is carried out according to the installation instructions stated in the technical file of the manufacturer, in particular taking account of the following points:

- installation by appropriately trained personnel
- installation of only those components which are specified components of the kit
- installation with the required tools and adjuvant
- precautions during installation
- inspecting the substrate surface for cleanliness and correct treatment
- inspecting during installation and of the finished watertight membrane and documentation of the results

**Kaubit FA Dichtbahn System**  
Kaubit AG

**Intended use**  
Specifications

Annex B