

Approval body for construction products and types of construction

Bautechnisches Prüfamt

An institution established by the Federal and Laender Governments



European Technical Assessment

ETA-13/0418
of 11 August 2021

English translation prepared by DIBt - Original version in German language

General Part

Technical Assessment Body issuing the European Technical Assessment:

Deutsches Institut für Bautechnik

Trade name of the construction product

"Next Base SL05 NF"

Product family to which the construction product belongs

Calcium Sulphoaluminate based Cement

Manufacturer

Buzzi Unicem Spa
Via L. Buzzi 6
15033 CASALE MONFERRATO
ITALIEN

Manufacturing plant

Buzzi Unicem SpA
Trino (VC)
Italy

This European Technical Assessment contains

10 pages including 1 annex which form an integral part of this assessment

This European Technical Assessment is issued in accordance with Regulation (EU) No 305/2011, on the basis of

EAD 150001-00-0301

This version replaces

ETA-13/0418 issued on 22 June 2018

The European Technical Assessment is issued by the Technical Assessment Body in its official language. Translations of this European Technical Assessment in other languages shall fully correspond to the original issued document and shall be identified as such.

Communication of this European Technical Assessment, including transmission by electronic means, shall be in full. However, partial reproduction may only be made with the written consent of the issuing Technical Assessment Body. Any partial reproduction shall be identified as such.

This European Technical Assessment may be withdrawn by the issuing Technical Assessment Body, in particular pursuant to information by the Commission in accordance with Article 25(3) of Regulation (EU) No 305/2011.

Specific Part

1 Technical description of the product

The calcium sulphoaluminate (CSA) based Cement "Next Base SL05 NF" referred to in this document is a special cement that is not covered by the harmonised European standard EN 197-1.

It is a hydraulic binder with rapid hardening features that contains a calcium sulphoaluminate (Yeelimite) content in the cement of at least 10 % by mass.

The range of composition of the CSA-based cement "Next Base SL05 NF" is listed below:

Calcium sulphoaluminate clinker	24 - 38 % by mass
Cement CEM I acc. EN 197-1	50 - 64 % by mass
Calcium sulfate (as defined in EN 197-1, clause 5.4)	4 - 18 % by mass
Limestone (as defined in EN 197-1, clause 5.2.6)	0 % by mass
Minor additional constituents (as defined in EN 197-1, clause 5.3)	< 5 % by mass ¹
Additives as defined in EN 197-1, clause 5.5)	< 2,0 % by mass ²
Of which organic additives as defined in EN 197-1, clause 5.5)	< 0,2 % by mass

The calcium sulphoaluminate clinker (CSAK) is made by sintering a precisely specified mixture of raw materials (raw meal, paste or slurry) containing elements, usually expressed as oxides, CaO, Al₂O₃, SiO₂, Fe₂O₃, SO₃ and small quantities of other materials.

The calcium sulphoaluminate clinker is a hydraulic material which is composed mainly of C₄A₃S̄ (Yeelimite). The Yeelimite content is usually greater than 45 % by mass. The remaining consisting of calcium silicates (2CaO · SiO₂) and other compounds.

The Yeelimite content of the calcium sulphoaluminate clinker is greater than 45 % by mass.

The CSA-based cement "Next Base SL05 NF" complies with the specifications of the standard EN 197-1 except the following points, see Table 1

Table 1: Comparison between cement characteristics and specifications of EN 197-1

CSA-based cement properties	Specifications of EN 197-1
Calcium sulphoaluminate (CSA) clinker (20 – 90 % by mass)	Only Portland cement clinker
Initial setting time can be < 45 min	Initial setting time ≥ 45 min (clause 7.1.2)
Sulfate (as SO ₃) content > 4,0 % by mass	Sulfate (as SO ₃) content ≤ 4,0 % by mass (clause 7.3, table 4)

¹ The residues of CSA-clinker process can be integrated as minor additional constituents

² EN 197-1 clause 5.5 specified: The total quantity of additives shall not exceed 1,0 % by mass of the cement (except for pigments). The quantity of organic additives on a dry basis shall not exceed 0,2 % by mass of the cement. A higher quantity may be incorporated in cements provided that the maximum quantity, in %, is declared on the packaging and/or the delivery note

2 Specification of the intended use in accordance with the applicable European Assessment Document

The CSA based cement "Next Base SL05 NF" is cement for production of concrete, mortar, grouts and other mixes including in particular cast-in-situ and prefabricated structural concrete³ conforming to EN 206.

The verifications and assessment methods on which this European Technical Assessment is based lead to the assumption of a working life of concrete incorporating the CSA based cement "Next Base SL05 NF" of at least 50 years. The indications given on the working life cannot be interpreted as a guarantee given by the producer, but are to be regarded only as a means for choosing the right products in relation to the expected economically reasonable working life of the works.

3 Performance of the product and references to the methods used for its assessment

3.1 Mechanical resistance and stability (BWR 1)

Essential characteristic	Performance
Early strength ($1 \leq t \leq 24$ h)	$R_{C,24h} \geq 15,0$ MPa
Standard strength (28 days)	$\geq 32,5$ MPa acc. EN 197-1
Calcium sulphoaluminate (Yeelimite) content in the cement	$(16,0 \pm 7,0)$ % by mass
Cement composition	CSAK = 24 – 38 % by mass CEM I = 50 – 64 % by mass CS = 4 – 18 % by mass
Initial setting time	≥ 5 min
Soundness	Passed
Sulfate content (expressed as SO ₃)	$(11,8 \pm 5,0)$ % by mass
Chloride content	Passed
Density	$(3,0 \pm 0,2)$ g/cm ³
Fineness (Blaine)	(4700 ± 1000) cm ² /g
Effect of high temperature on mortar hardened under standard conditions	See Annex A, clause A1
Shrinkage	No performance assessed.
Effect of high temperature on mortar at early age	No performance assessed.
Sulfate Resistance	No performance assessed.
Carbonation of concrete	C_{dcr} = See Annex A, clause A2
Resistance to chloride penetration	$D_{mig,97d} = 14 \cdot 10^{-12}$ m ² /s

³ e. g. EN 490, EN 516, EN 1168, EN 1317, EN 1338, EN 1340, EN 1520, EN 1858, EN 1857, EN 1916, EN 1917, EN 13084, EN 12446, EN 12737, EN 13224, EN 15037, EN 14844, EN 12839, EN 14843, EN 13978, EN 12843, EN 12951, EN 13224, EN 13813, EN 13877, EN 14843, EN 14992, EN 15037, EN 15258, EN 15435, EN 15498

Essential characteristic	Performance
Freeze-thaw resistance (without de-icing agent)	FT _{cube} = 5,8 % by mass
Freeze-thaw and de-icing salt resistance	No performance assessed.
R _c = Compressive strength acc. to EN 196-1 CSAK = Calcium sulphoaluminate clinker CEM I = Portland cement acc. to EN 197-1 CS = Calcium sulphate according to EN 197-1, clause 5.4 C _{der} = Carbonation resistance (direct carbonation resistance) D _{mig} = Resistance to chloride penetration (chloride penetration by the non-steady state migration) FT _{cube} = Freeze thaw test without de-icing agent (Cube-procedure)	

3.2 Safety in case of fire (BWR 2)

Essential characteristic	Performance
Content, emission and/or release of dangerous substances	No performance assessed.

4 Assessment and verification of constancy of performance (AVCP) system applied, with reference to its legal base

In accordance with EAD No. 150001-00-0301, the applicable European legal act is: Decision 97/555/EC.

The system to be applied is: 1+

5 Technical details necessary for the implementation of the AVCP system, as provided for in the applicable EAD

Technical details necessary for the implementation of the AVCP system are laid down in the control plan deposited with Deutsches Institut für Bautechnik.

Issued in Berlin on 11 August 2021 by Deutsches Institut für Bautechnik

Dr.-Ing. Wilhelm Hintzen
Head of Section

beglaubigt:
Schröder

ANNEX A: Assessment

A1 Effect of high temperature on mortar hardened under standard conditions

The testing procedure was done according to EAD 150001-00-0301, clause 2.2.11.

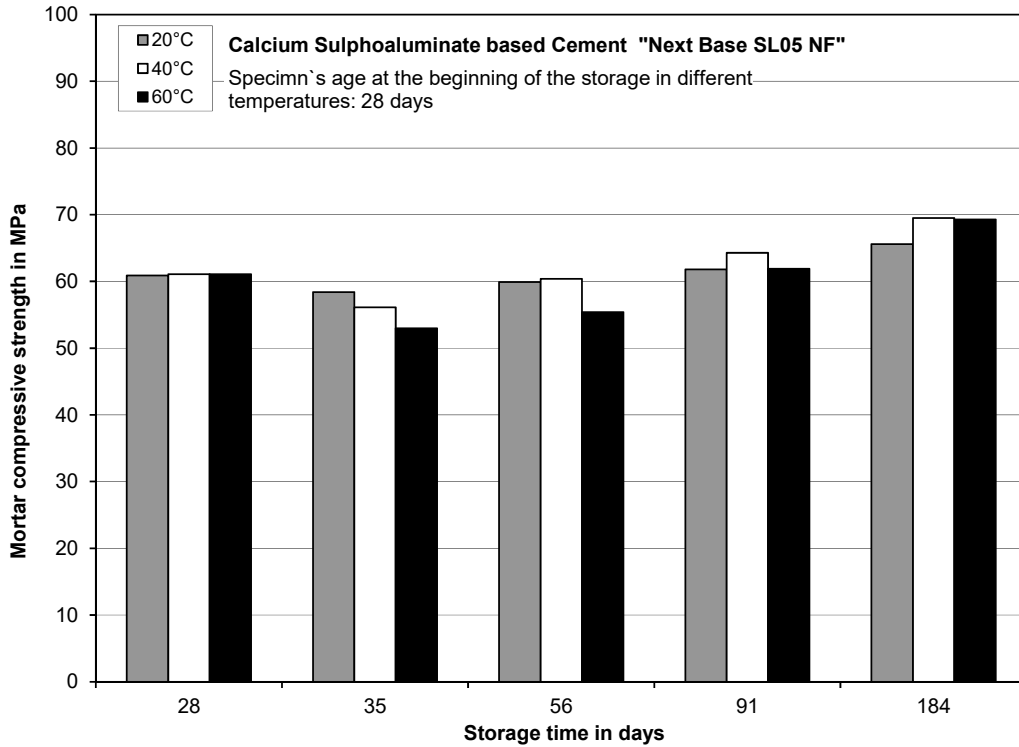


Figure A1.1: Compressive strength of mortar with CSA-based cement "Next Base SL05 NF" stored at 20°C, 40°C and 60°C

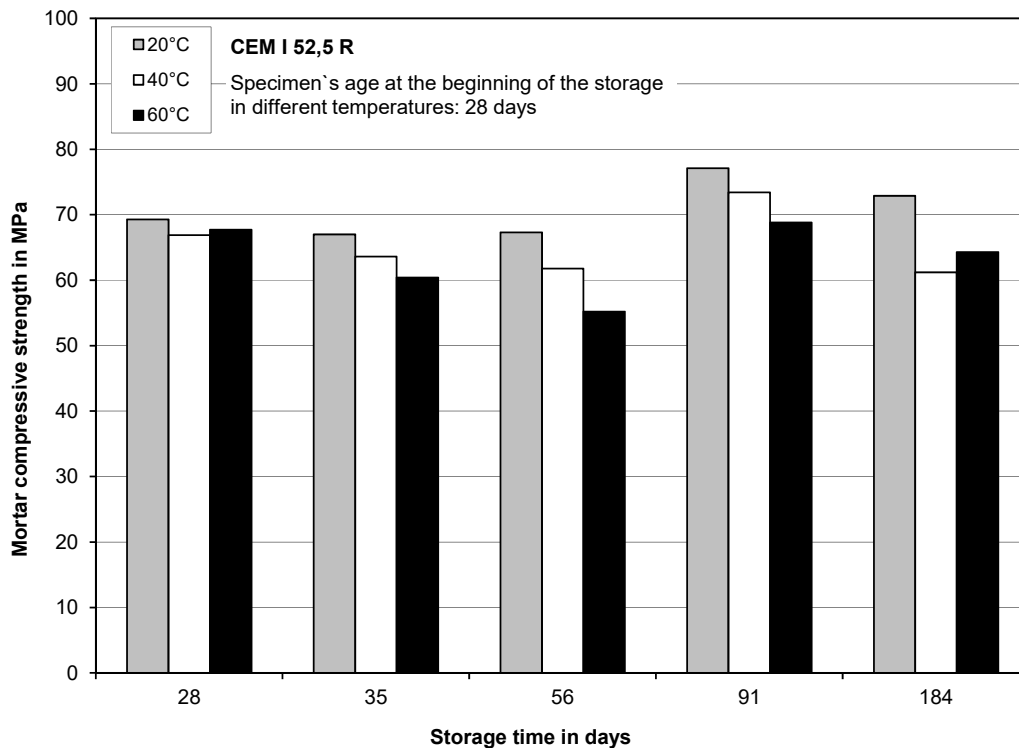


Figure A1.2: Compressive strength of mortar with CEM I 52,5 R stored at 20°C, 40°C and 60°C

A2 Carbonation of concrete – Method: Direct carbonation resistance D_{dcr}

The testing procedure was done according to EAD 150001-00-0301, clause 2.4.15.

Table A2.1: Compressive strength of concrete I¹

age	pre-storage 7 d				pre-storage 28 d			
	MPa							
	single values			mean value	single values			mean value
1	2	3	4	5	6	7	8	9
after pre-storage	46,3	44,3	48,9	46,5	57,9	54,4	59,1	58,0
	45,0	45,8	47,3		58,4	57,7	60,3	
	44,4	45,0	48,6		58,4	56,0	59,7	
	46,5	44,0	47,6		58,8	56,2	59,6	
	46,5	45,3	47,0		57,9	54,8	52,1	
	46,4	44,6	48,5		55,9	56,2	60,0	
35 d	62,8	62,1	-	63,0	72,4	65,2	72,1	69,5
	64,9	60,2	-		72,2	66,1	69,9	
	66,1	60,6	-		69,9	67,1	68,6	
	66,8	59,2	-		66,5	65,9	72,4	
	63,9	62,4	-		72,9	65,9	73,9	
	64,9	62,6	-		72,8	65,3	72,4	
after 140 d main storage	64,6	61,7	65,9	64,5	72,8	74,7	-	75,7
	63,1	64,9	68,6		76,2	76,1	-	
	63,3	61,7	67,0		76,5	77,1	-	
	61,9	63,1	68,9		73,9	76,3	-	
	63,4	63,5	67,0		76,6	75,5	-	
	64,6	63,4	63,8		74,8	78,1	-	

Table A2.2: Carbonation depth of concrete I¹

main storage	Concrete I ¹			
	pre-storage 7 d		pre-storage 28 d	
	mm			
d	single values	mean value	single values	mean value
1	2	3	4	5
14	3,1 / 0,3 / 2,1 / 2,2	1,9	0,0 / 0,0 / 0,0 / 0,0	0,0
28	2,6 / 3,1 / 2,9 / 3,0	2,9	0,2 / 0,4 / 0,0 / 0,0	0,1
56	3,6 / 3,4 / 3,0 / 3,0	3,3	0,0 / 1,3 / 0,5 / 0,4	0,6
98	3,5 / 3,6 / 4,0 / 4,0	3,8	0,3 / 0,8 / 0,8 / 0,7	0,6
140	4,0 / 4,1 / 5,1 / 4,3	4,4	0,5 / 1,1 / 0,8 / 0,4	0,7

The carbonation depth resp. the carbonation speed of the concrete I¹ is compared to data which are given in EAD 150001-00-0301, Annex D. The calculated carbonation speed for concrete I¹ are given in Table A6.

¹ Concrete I: Fine concrete c = 450 g (CSA-based cement "Next Base SL05 NF"); w/c = 0,50

Table A3.3: Calculation of the carbonation speed

No.	pre-storage time [d]	Compressive strength f_c [MPa]			Carbonation depth [mm]									Carbonation speed [mm / $d^{0,5}$]	
		after Pre-storage	35 d	140 d main-storage	14 d	28 d	56 d	98 d	140 d	1 a	2 a	5 a	$V_{C,140d}$	$V_{C,2a}$	
I	7	46,2	63,0	64,5	1,9	2,9	3,3	3,8	4,4	-	-	-	0,28	-	
I	28	58,0	69,5	75,7	0,0	0,1	0,6	0,6	0,7	-	-	-	0,09	-	

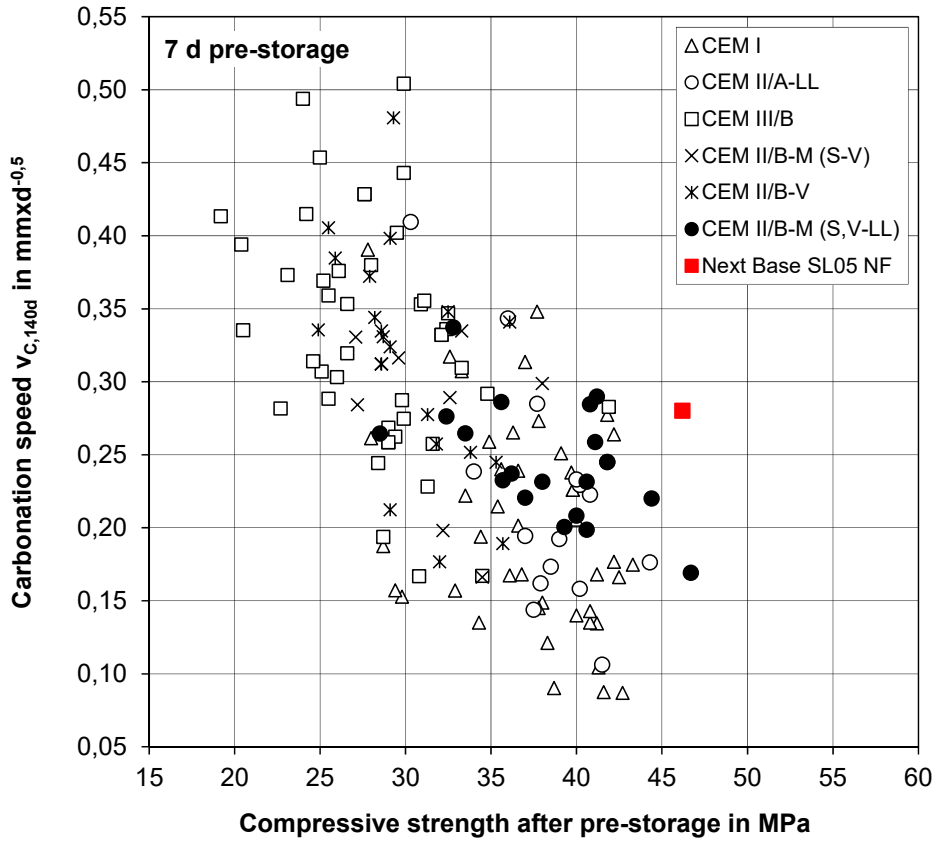


Figure A2.1: Carbonation speed compared to the compressive strength after 7 d pre-storage

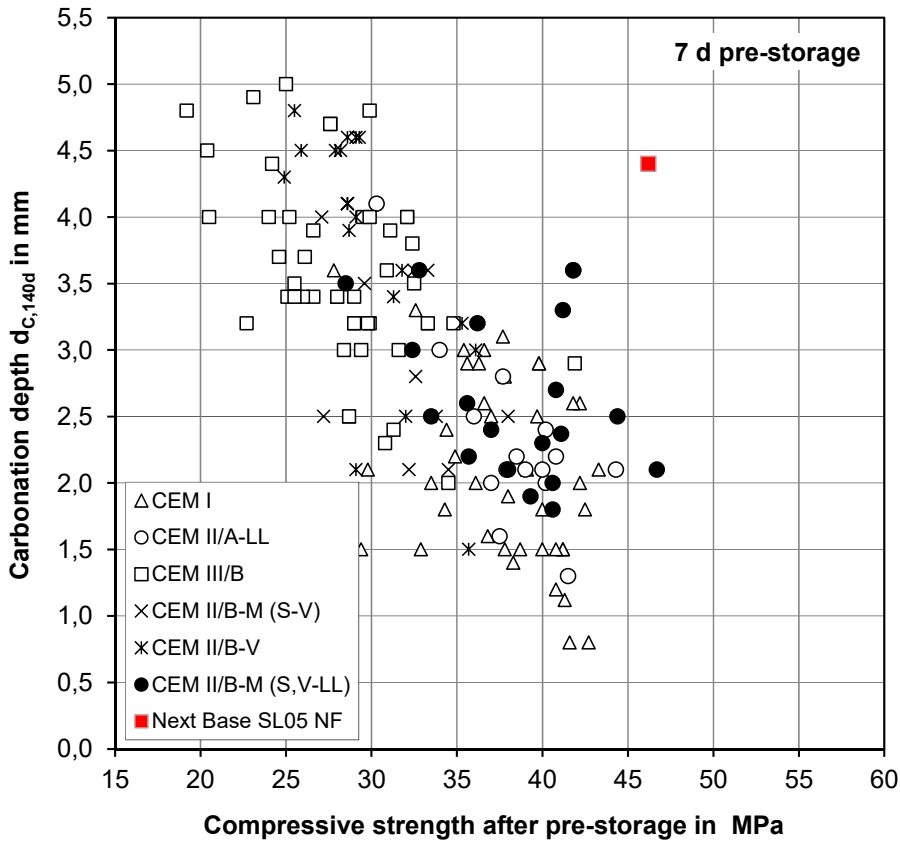


Figure A2.2: Carbonation depth compared to the compressive strength after 7 d pre-storage

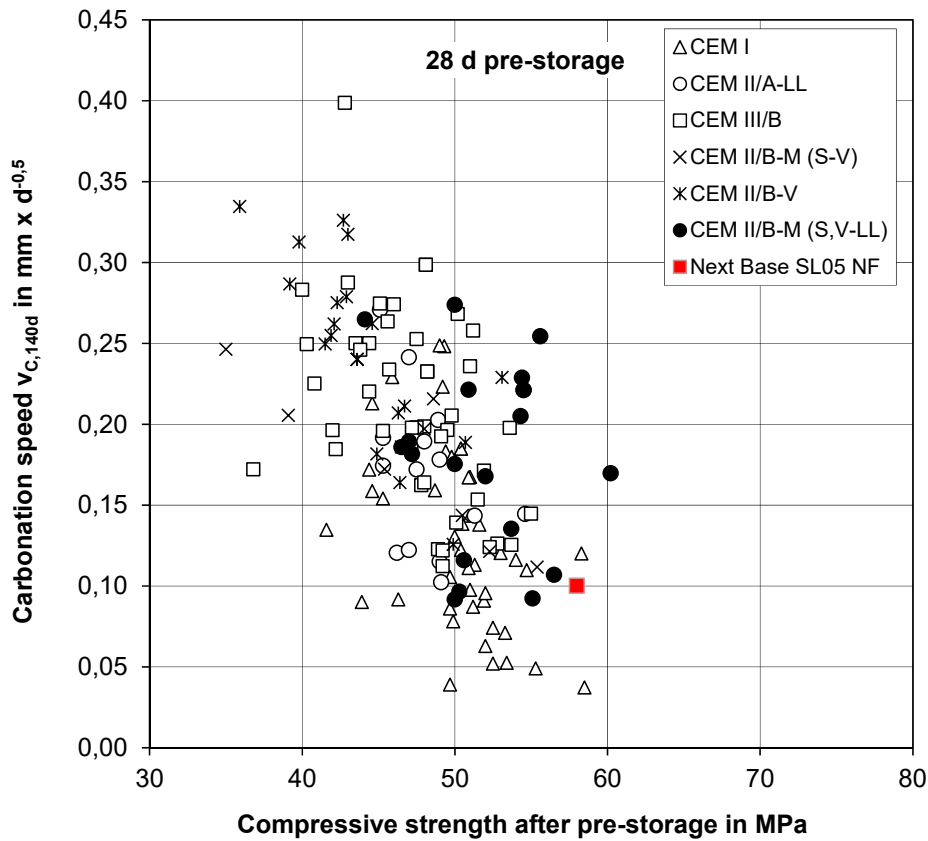


Figure A2.3: Carbonation speed compared to the compressive strength after 28 d pre-storage

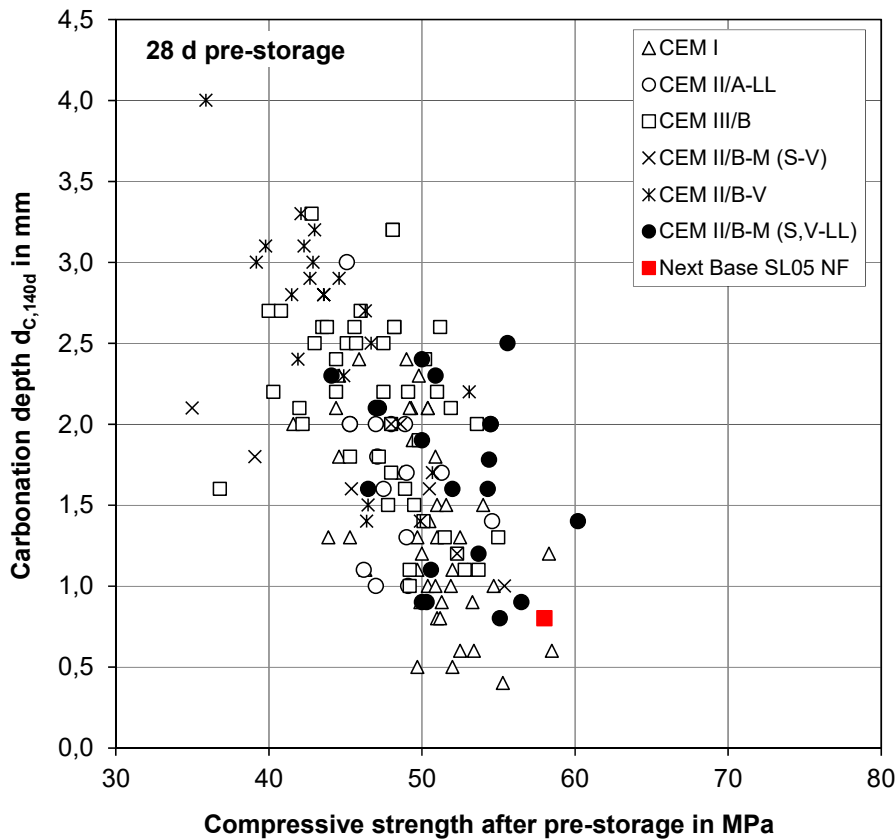


Figure A2.4: Carbonation depth compared to the compressive strength after 28 d pre-storage