

Approval body for construction products
and types of construction

Bautechnisches Prüfamt

An institution established by the Federal and
Laender Governments



European Technical Assessment

ETA-15/0657
of 29 November 2021

English translation prepared by DIBt - Original version in German language

General Part

Technical Assessment Body issuing the
European Technical Assessment:

Deutsches Institut für Bautechnik

Trade name of the construction product

KBS Foamcoat HS

Product family
to which the construction product belongs

Intumescent product for use in penetration seals

Manufacturer

Wolman Wood and Fire Protection GmbH
Dr.-Wolmann-Straße 31-33
76547 Sinzheim
DEUTSCHLAND

Manufacturing plant

Wolman Wood and Fire Protection GmbH
Robert-Hansen-Straße 1
89257 Illertissen
DEUTSCHLAND

This European Technical Assessment
contains

14 pages including 5 annexes which form an integral part
of this assessment

This European Technical Assessment is
issued in accordance with Regulation (EU)
No 305/2011, on the basis of

ETAG 026 Part 2: "Penetration Seals", 2008,
used as EAD according to Article 66 Paragraph 3 of
Regulation (EU) No 305/2011.

This version replaces

ETA-15/0657 issued on 13 September 2016

The European Technical Assessment is issued by the Technical Assessment Body in its official language. Translations of this European Technical Assessment in other languages shall fully correspond to the original issued document and shall be identified as such.

Communication of this European Technical Assessment, including transmission by electronic means, shall be in full. However, partial reproduction may only be made with the written consent of the issuing Technical Assessment Body. Any partial reproduction shall be identified as such.

This European Technical Assessment may be withdrawn by the issuing Technical Assessment Body, in particular pursuant to information by the Commission in accordance with Article 25(3) of Regulation (EU) No 305/2011.

Specific Part

1 Technical description of the product

The construction product "KBS Foamcoat HS" is an intumescent material. It is delivered in cartridges or canisters as putty of white colour. When exposed to fire it expands and creates foam which seals gaps, joints and holes and therefore prevents the passage of heat, flame and/or smoke.

Detailed technical specifications and performance criteria relevant for fire safety with regard to the construction products are given in Annex 1.

NOTE:

The characteristics listed can serve both for identifying the construction product as well as for performing the manufacturer's factory production control.

2 Specification of the intended use in accordance with the applicable European Assessment Document

The construction product "KBS Foamcoat HS" is intended to be used as a component with a fire protection effect in penetration seals.

Penetration seals are parts of the works which prevent heat transmission and fire spreading in the event of fire in areas where fire resistant walls and/or floors are penetrated by services.

Within the scope of this ETA, the fire resistance was demonstrated for mixed and blank penetration seals¹ which consisted of the components listed in Annex 2. The construction product "KBS Foamcoat HS" was used in this penetration seals for filling gaps between mineral fiber boards which are installed within openings penetrated by cables and pipes, between these mineral fiber boards and the aperture edge within the building element and to form a concave fillet around the penetrating cables.

Detailed information and data on the verified penetration seals are given in Annexes 1 to 5. The performances given in Section 3 exclusively relate to this penetration seals (e.g. with respect to the design and arrangement of the components of the penetration seals and the type and position of the services).

The verification and assessment methods on which this European Technical Assessment is based lead to the assumption of a working life of at least 10 years for "KBS Foamcoat HS" when used under use conditions type Z₁ or Z₂ according to EOTA TR 024. The indications given on the working life cannot be interpreted as a guarantee given by the manufacturer, but are to be regarded only as a means for choosing the right product in relation to the expected economically reasonable working life of the works.

¹ Mixed penetration seals are used to seal off openings penetrated by both cables and pipes. Blank penetration seals serve to demonstrate the preservation of the fire resistance in case of a low number of services passing through the opening.

English translation prepared by DIBt

3 Performance of the product and references to the methods used for its assessment

3.1 Safety in case of fire (BWR 2)

Essential characteristic	Performance
Fire resistance of a penetration seal incorporating the product	The fire resistance depends on the construction/installation of the penetration seal and on the other components incorporated in the penetration seal. Details on the verified penetration seals and the related fire resistance classes are given in Annexes 1 to 5.

4 Assessment and verification of constancy of performance (AVCP) system applied, with reference to its legal base

In accordance with the Guideline for European technical approval "Fire Stopping and Fire Sealing Products", ETAG 026, Part 2: "Penetration Seals", January 2008, which is used as European Assessment Document (EAD), the following legal base shall apply: 1999/454/EC.

The system to be applied is: system 1

5 Technical details necessary for the implementation of the AVCP system, as provided for in the applicable EAD

Technical details necessary for the implementation of the AVCP system are laid down in the control plan deposited with Deutsches Institut für Bautechnik.

Issued in Berlin on 29 November 2021 by Deutsches Institut für Bautechnik

Christina Pritzkow
Head of Department

beglaubigt:
Dr.-Ing. Dierke

Properties and criteria for the performance of the construction product "KBS Foamcoat HS"

	Properties	Test method	Parameter
1	Apparent density ("liquid") [kg/m ³]	EN ISO 2811-1	(1200 – 1260) kg/m ³
2	Nonvolatile components [%]	EN ISO 3251	56,0 % +/- 5 %
3	Weight loss due heating [%]	EN ISO 3451-1; EOTA TR 024:2009 at 400°C	52,0 % +/- 5 %
4	viscosity ("liquid") [mPa s]	EN 12092	
5	Foam hight [mm]	EOTA TR 024:2009	36 bis 50 Without any top load at 400 °C for 30 minutes

The properties listed can be used both for identifying the construction products as well as for the implementation of the factory production control by the manufacturer.

Implementation details for the factory production control are included in the test plan.

Performance of penetration seals "KBS Kombischott INT 90/120" comprising the construction product "KBS Foamcoat HS"

	Essential requirement	Test method	Design of the test specimen	Performance
1	Resistance to fire	EN 1366-3	100 mm thick flexible wall; design and layout of the penetration seal according to Annexes 3 and 4*	EI 90
2	Resistance to fire	EN 1366-3	100 mm thick flexible wall; blank penetration seal (design analogue 1 but without services)	EI 90
3	Resistance to fire	EN 1366-3	150 mm thick aerated concrete floor; design and layout of the penetration seal according to Annexes 3 and 5*	EI 90
4	Resistance to fire	EN 1366-3	150 mm thick aerated concrete floor; blank penetration seal (design analogue 3 but without services)	EI 90

* Illustration without guarantee for completeness.

The use of the construction product "KBS Foamcoat" within penetration seals of the type "KBS Kombischott INT 90/120" shall be in accordance with national requirements for planning, design and execution and in accordance with the installation instruction of the manufacturer. The tested/illustrated seals are only examples for the use.

KBS Foamcoat HS

Description of the construction products, properties and performance
Properties of the construction product "KBS Foamcoat HS" and performance of penetration seals "KBS Kombischott INT 90/120" comprising "KBS Foamcoat HS"

Annex 1

Description of additional components of the tested penetration seals

Designation / Manufacturer	Description
<p>"KBS Foamcoat" BASF Personal Care und Nutrition GmbH 892578 Illertissen Deutschland</p>	<p>Intumescent material, coating according to ETA-15/656</p>
<p>"Hardrock 040" ("Hardrock II") Deutsche Rockwool Mineralwoll GmbH 45966 Gladbeck Deutschland</p>	<p>Mineral fiber board according to DIN EN 13162 Thickness: 60 mm Nominal density: 150 kg/m³ Reaction to fire class according to DIN EN 13501-1: class A1</p>
<p>"FPB D150" Knauf Insulation d.o.o. Skofja Loka Slovenien</p>	<p>Mineral fiber board according to DIN EN 13162 Thickness: 60 mm Nominal density: 150 kg/m³ Reaction to fire class according to DIN EN 13501-1: class A1</p>
<p>"Pipe Seal SN" BASF Personal Care und Nutrition GmbH 892578 Illertissen Deutschland</p>	<p>Pipe collar with steel housing and intumescent material according to ETA-16/0214</p>
<p>"Rohrschale 800" ("Lapinus Rohrschale") Deutsche Rockwool Mineralwoll GmbH 45966 Gladbeck Deutschland</p>	<p>Mineral fiber pipe section according to DIN EN 14303 Thickness: 30 mm Nominal density: 100 kg/m³ Reaction to fire class according to DIN EN 13501-1: class A1</p>

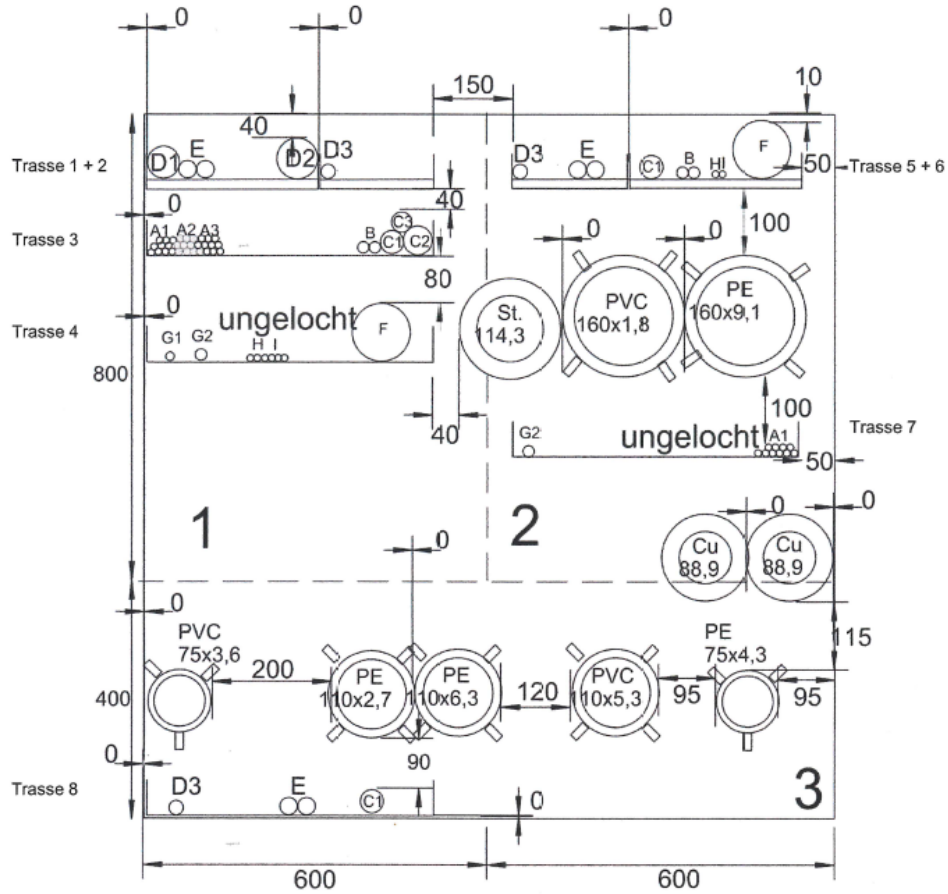
KBS Foamcoat HS

Description of the construction products, properties and performance
Properties of additional components of penetration seals "KBS Kombischott INT 90/120"

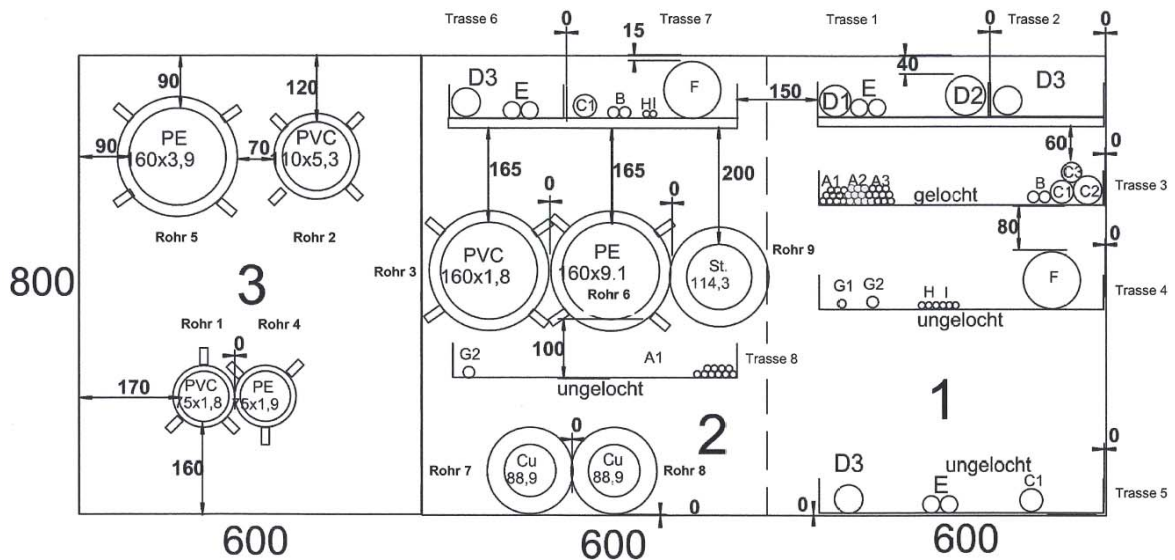
Annex 2

English translation prepared by DIBt

Layout of the test specimen for wall installation



Layout of the test specimen for floor installation



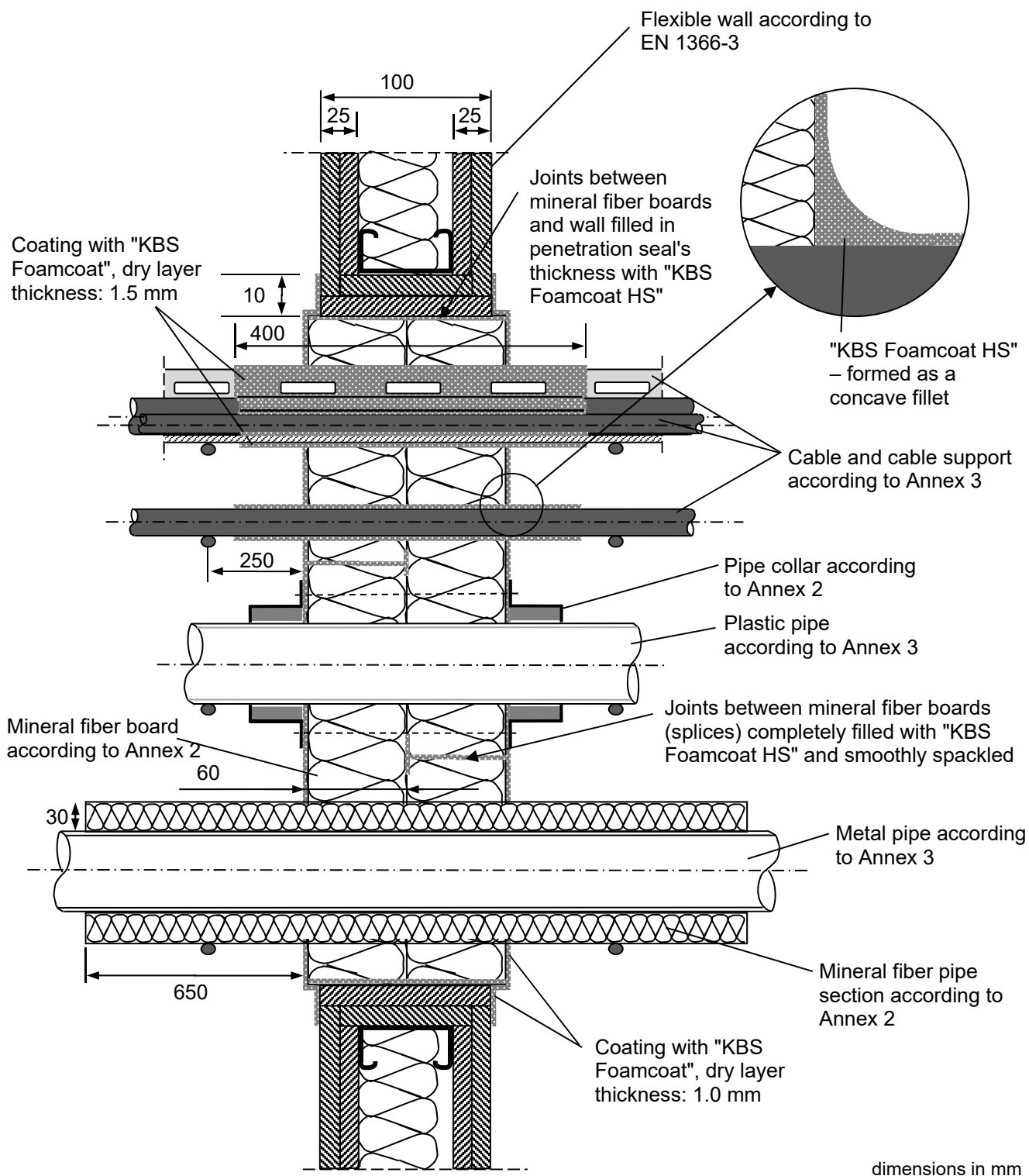
dimensions in mm

KBS Foamcoat HS

Use as part of a mixed penetration seal with a resistance to fire class **EI 90**
Layout of the test specimens in wall and floor – front view

Annex 3

Wall installation of the penetration seal - section:

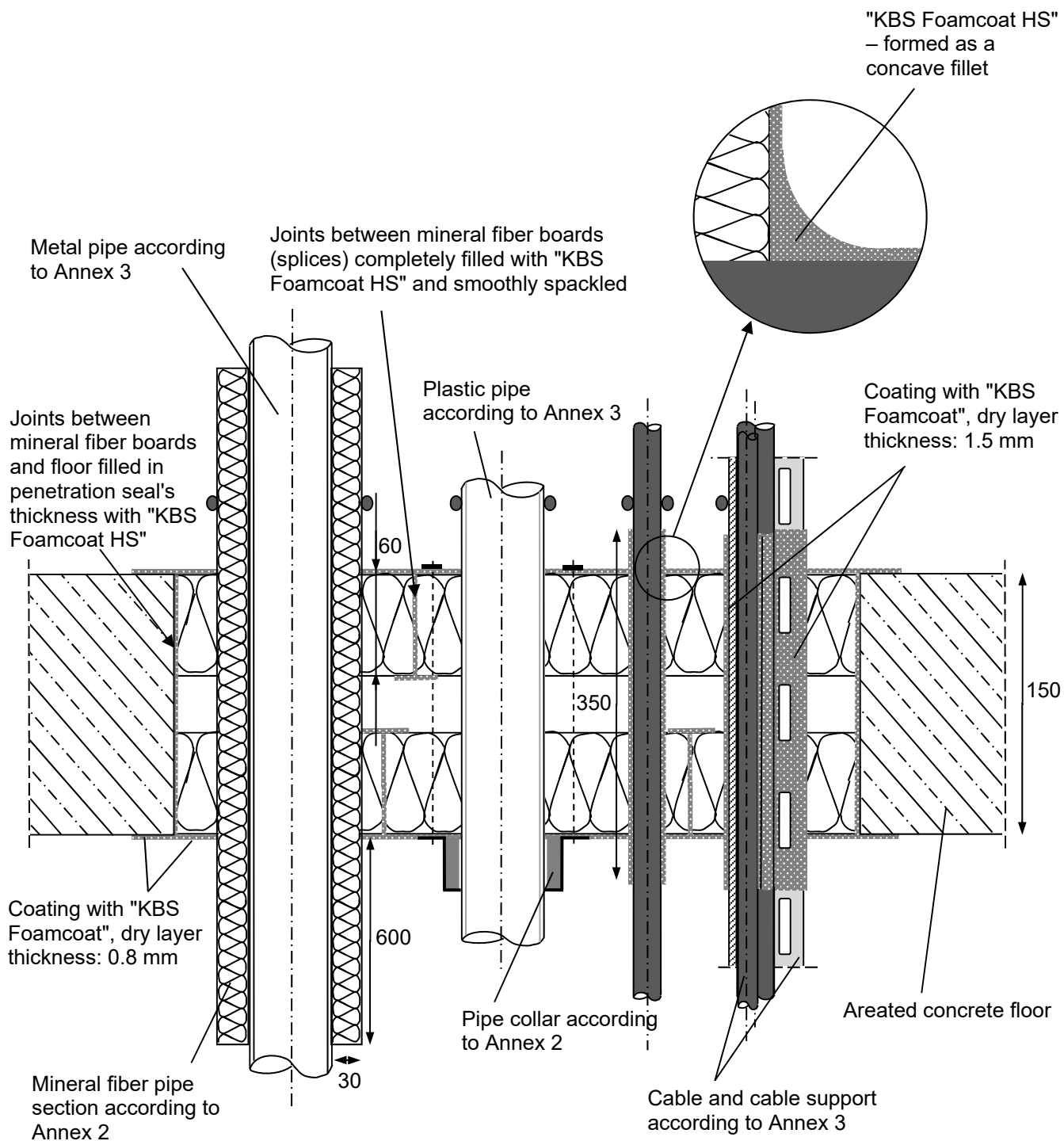


KBS Foamcoat HS

Use as part of a mixed penetration seal with a resistance to fire class **EI 90**
Wall installation – section

Annex 4

Floor installation of the penetration seal - section:



dimensions in mm

KBS Foamcoat HS

Use as part of a mixed penetration seal with a resistance to fire class **EI 90**
Floor installation – section

Annex 5