

Approval body for construction products  
and types of construction

Bautechnisches Prüfamt

An institution established by the Federal and  
Laender Governments



## European Technical Assessment

**ETA-21/0258**  
**of 8 December 2021**

English translation prepared by DIBt - Original version in German language

### General Part

Technical Assessment Body issuing the  
European Technical Assessment:

Deutsches Institut für Bautechnik

Trade name of the construction product

"FP30-1" and "FP00-1"

Product family  
to which the construction product belongs

Internal fire resisting and/or smoke control single leaf  
doorsets made of steel

Manufacturer

Peneder Bau-Elemente GmbH  
Ritzling 9  
4904 ATZBACH  
ÖSTERREICH

Manufacturing plant

Peneder Bau-Elemente GmbH  
Zweigniederlassung Fraham  
Aumühle 28  
4075 FRAHAM  
ÖSTERREICH

This European Technical Assessment  
contains

14 pages including 10 annexes which form an integral  
part of this assessment

This European Technical Assessment is  
issued in accordance with Regulation (EU)  
No 305/2011, on the basis of

EAD 020029-00-1102

The European Technical Assessment is issued by the Technical Assessment Body in its official language. Translations of this European Technical Assessment in other languages shall fully correspond to the original issued document and shall be identified as such.

Communication of this European Technical Assessment, including transmission by electronic means, shall be in full. However, partial reproduction may only be made with the written consent of the issuing Technical Assessment Body. Any partial reproduction shall be identified as such.

This European Technical Assessment may be withdrawn by the issuing Technical Assessment Body, in particular pursuant to information by the Commission in accordance with Article 25(3) of Regulation (EU) No 305/2011.

## Specific Part

### 1 Technical description of the products

The subject of this ETA are single-leaf internal doors (pivot doorsets) made of steel with fire and/or smoke protection properties, which are intended for use by people.

The products involve those which are used manually, opening and self-closing as a normal mode of operation. They can also be normally held open but self-close in the event of fire or smoke.

The fire resisting and/or smoke control doorsets shall be designed:

- using steel plates featuring fire-resistant inlays
- with building hardware,
- with or without any vision panel(s) in the doorsets
- with a three-sided permanently elastic seal (for fire resistance),
- with a three-sided permanently elastic seal in conjunction with a soil liner (for smoke control).

The system setup of the product "FP30-1" is given in Annexes A1 to A5.

The system setup of the product "FP00-1" is given in Annexes B1 to B5.

### 2 Specification of the intended use in accordance with the applicable European Assessment Document

Fire resisting and/or smoke control doorsets are used internally as closures in fire resisting walls and/or for escape routes. The products can be used as internal fire resisting and/or smoke control single and double leaf doorsets in internal walls.

The verifications and assessment methods on which this European Technical Assessment is based lead to the assumption of a working life of the fire resisting and/or smoke control doorsets of 15 years. The indications given on the working life cannot be interpreted as a guarantee given by the producer, but are to be regarded only as a means for choosing the right products in relation to the expected economically reasonable working life of the works.

The performances given in Section 3 are only valid if the products are used in compliance with the specifications and conditions given in Annex A and Annex B.

### 3 Performance of the product and references to the methods used for its assessment

#### 3.1 Safety in case of fire (BWR 2)

| Essential characteristic                             | Performance          |     |
|--|----------------------|-----|
| Reaction to fire of components<br>acc. to EN 13501-1 | Steel plate          | A1  |
|  | Insulation           | A1  |
|  | Glazing              | B   |
|  | Gypsum plaster board | A2  |
|  | Sealing              | E   |
|  | Intumescent material | B-E |
| Resistance to fire acc. to EN 13501-2                | EI <sub>2</sub> 30   |     |
| Smoke control acc. to EN 13501-2                     | Sa/S <sub>200</sub>  |     |

English translation prepared by DIBt

### 3.2 Safety and accessibility in use (BWR 4)

| Essential characteristic  | Performance          |
|---|----------------------|
| Self-closing acc. to EN 13501-2   | C                    |
| Ability to release  | "released"           |
| Durability of the ability to release  | "release maintained" |
| Durability of self-closing against degradation (cycling testing) acc. to EN 13501-2 | 5                    |
| Durability of self-closing against ageing (corrosion)                               | "achieved"           |
| Impact resistance acc. to EN 13049  | 5                    |
| Strength requirements acc. EN 947 to EN 950   | 3                    |

### 3.3 Protection against noise (BWR 5)

| Essential characteristic                                    | Performance   |
|---|---|
| Direct airborne sound insulation index acc. to EN ISO 717-1 | Single leaf door $R_w (C;C_w) = 22 (-1;-1)$ to $R_w (C;C_w) = 49 (-1;-5)$ |

### 3.4 Sustainable use of natural resources (BWR 7)

For the sustainable use of natural resources no performance was investigated for this product.

## 4 Assessment and verification of constancy of performance (AVCP) system applied, with reference to its legal base

In accordance with EAD No. 020029-00-1102, the applicable European legal act is: 1999/93/EU.

The system to be applied is: 1

## 5 Technical details necessary for the implementation of the AVCP system, as provided for in the applicable EAD

Technical details necessary for the implementation of the AVCP system are laid down in the control plan deposited with Deutsches Institut für Bautechnik.

Issued in Berlin on 8 December 2021 by Deutsches Institut für Bautechnik

Sylvia Panneck  
Head of section

*beglaubigt:*  
Fritzsche

"FP30-1"

## Annex A1

The system structure of the single-leaf "FP30-1" interior doors, made of steel and with fire and smoke protection properties is shown in Annexes A2 to A5.

The fire resisting and smoke control doorsets are made of steel plates and fire-resistant inlays with building hardware and with or without glazing.

Fire resisting doorsets are made with a three-sided permanently elastic seal.

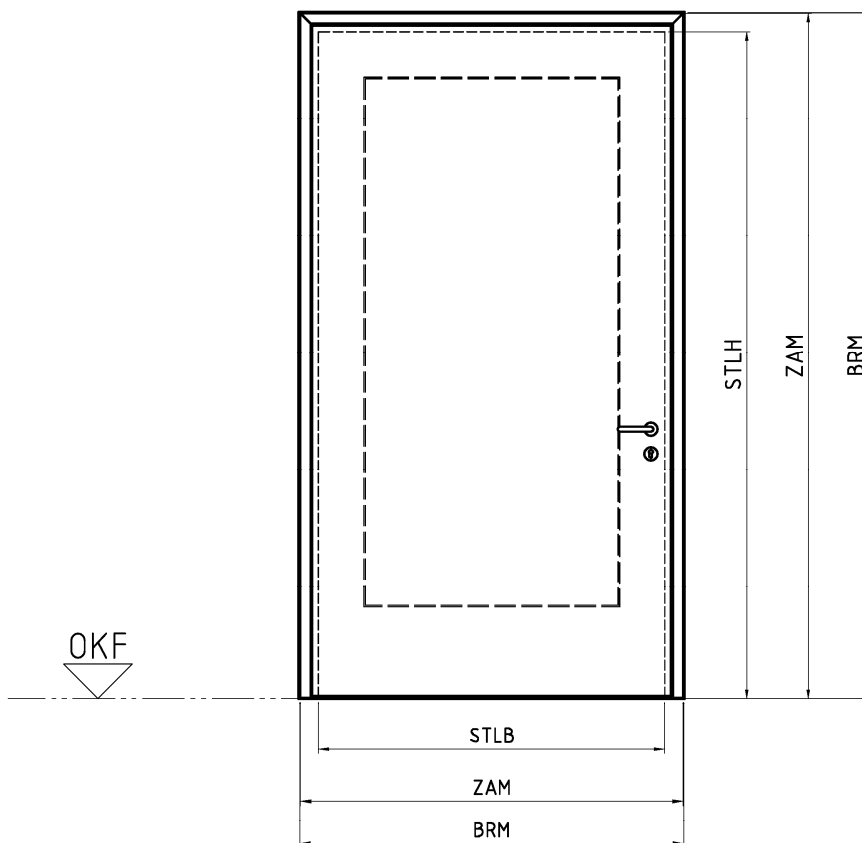
Fire resisting and smoke control doorsets are made with a three-sided permanently elastic seal in conjunction with a soil liner.

The single leaf "FP30-1" doorsets with the max. dimensions 1.350 mm x 2.600 mm (STL) are proved as internal fire resisting and smoke control single in internal walls/on internal components:

- $\geq 170$  mm high density solid wall of masonry with an overall density of  $\geq 850$  kg/m<sup>3</sup>, or
- $\geq 170$  mm solid wall of concrete masonry with an overall density  $\geq 850$  kg/m<sup>3</sup>, or
- $\geq 150$  mm low density solid wall of aerated concrete with an overall density of  $\geq 650 \pm 200$  kg/m<sup>3</sup>, or
- $\geq 75$  mm fire resistant light weight plasterboard faced steel stud partition ( $\geq$  EI 30), or
- $\geq 75$  mm fire resistant light weight plasterboard faced wood stud partition ( $\geq$  EI 30), or
- $\geq 75$  mm fire resistant steel column or -beam ( $\geq$  R 30).

The single leaf "FP30-1" doorsets with the max. dimensions 1.108 mm x 2.729 (STL) mm are proved as internal fire resisting and smoke control single in internal walls/on internal components:

- $\geq 100$  mm fire resistant lightweight wall "Lindner Logic 100 Metall".



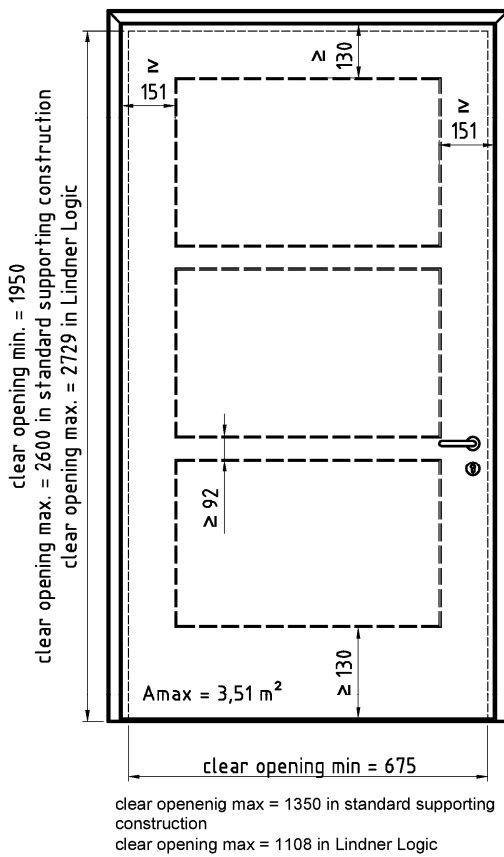
| dimensions<br>typ,<br>design variant |  | nominal size<br>BRM [mm] |                             | overall frame size<br>ZAM [mm] |                             | clear opening size<br>STL [mm] |                             | active leaf<br>90° opened      |
|--------------------------------------|--|--------------------------|-----------------------------|--------------------------------|-----------------------------|--------------------------------|-----------------------------|--------------------------------|
|                                      |  | width B<br>min/max       | height H<br>min/max         | width B<br>min/max             | height H<br>min/max         | width B<br>min/max             | height H<br>min/max         | accessible<br>width<br>min/max |
| FP30-1                               |  | 603 - 1665               | 1975 - 2753<br>1975 - 2882* | 598 - 1650                     | 1972 - 2750<br>1972 - 2879* | 554 - 1350                     | 1950 - 2600<br>1950 - 2729* | 499 - 1295                     |

\*Dimensions valid for installation in lightweight walls "Lindner Logic 100 Metall"

"FP30-1"

Summery

Annex A2



**Door frame:**

- Profile shape "Stumpf FP" (flush on both sides)
- Profile shapes block, corner, U (wrap around), front (face)
- 3-sided or 4-sided
- Cleated or sunk
- Frame gasket silicone or TPE
- various thresholds

**Authorized details**

- Mild steel or stainless steel (door leaf and frame)
- Surface: galvanized, raw, powder coated, foiled
- With gasket in frame and with/without gasket on door leaf
- Hinges: according to EN 1935 or tested against EN 1634-1/2/3, number corresponding to door leaf weight
- Locks for fire doors acc. to EN 12209, EN 179, EN 1125, EN 14846, EN 15685 or DIN 18250 or ÖNORM B 3858, up to a backset of 100 mm
- Cylinders acc. to EN 1303, EN 15684, ÖNORM B 5356, DIN 18252, blind cylinders made of various materials (e.g. brass or timber)
- Door handles suitable for fire doors acc. to EN 1906, ÖNORM B 3859, DIN 18273
- Emergency exit devices (various materials)
- Flush lever handle on both sides or in combination with a lever handle/knob or with panic exit devices
- Flush lever handle suitable for EN 179
- Door closer: face fixed or concealed door closers acc. to EN 1154
- Door leaf design at the bottom: 3-sided or 4-sides in variants
- Drop seal or threshold with gasket, two drop seals in one door leaf allowed
- Gap between door leaf and floor: 10 +5/-7 mm

**Building hardware:**

- Additional locks or latches on side or top
- Multi-point locks
- Electronic or mechatronic locks
- electric door opener on side or top
- Magnetic contacts, alarm contacts, proximity switches, latch contacts
- Push plates, kick plates and bumpers
- Moldings, door signs
- Concealed cable loops and cable ducts
- armatures of hold open devices
- Holding magnets
- Drives and sensors
- Door viewers
- Finger protection devices
- Grounding
- Door dampers

**Vision panel:**

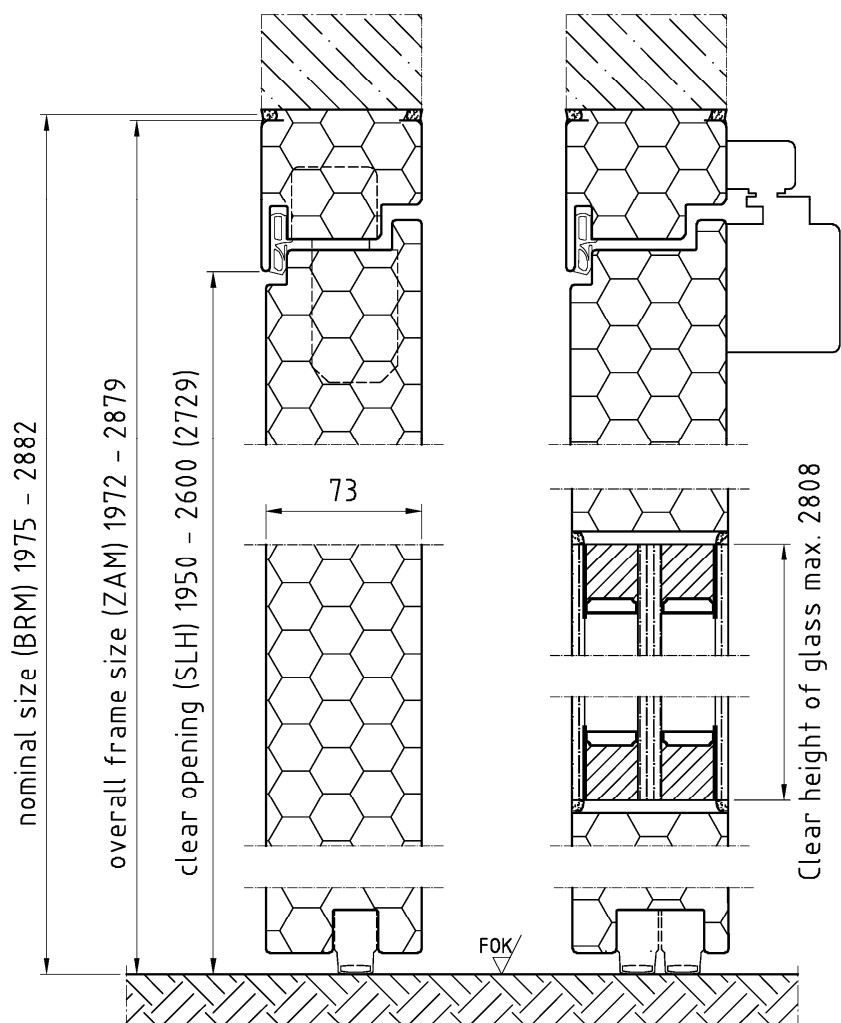
- Glazing flush on both sides
- Multiple panels per leaf
- Panel size max. 1254 x 2808 mm (clear measure)
- Amax per leaf = 2,3 m<sup>2</sup>

When combined  
with smoke control  
please note the  
restrictions!

"FP30-1"

Authorized detail

Annex A3



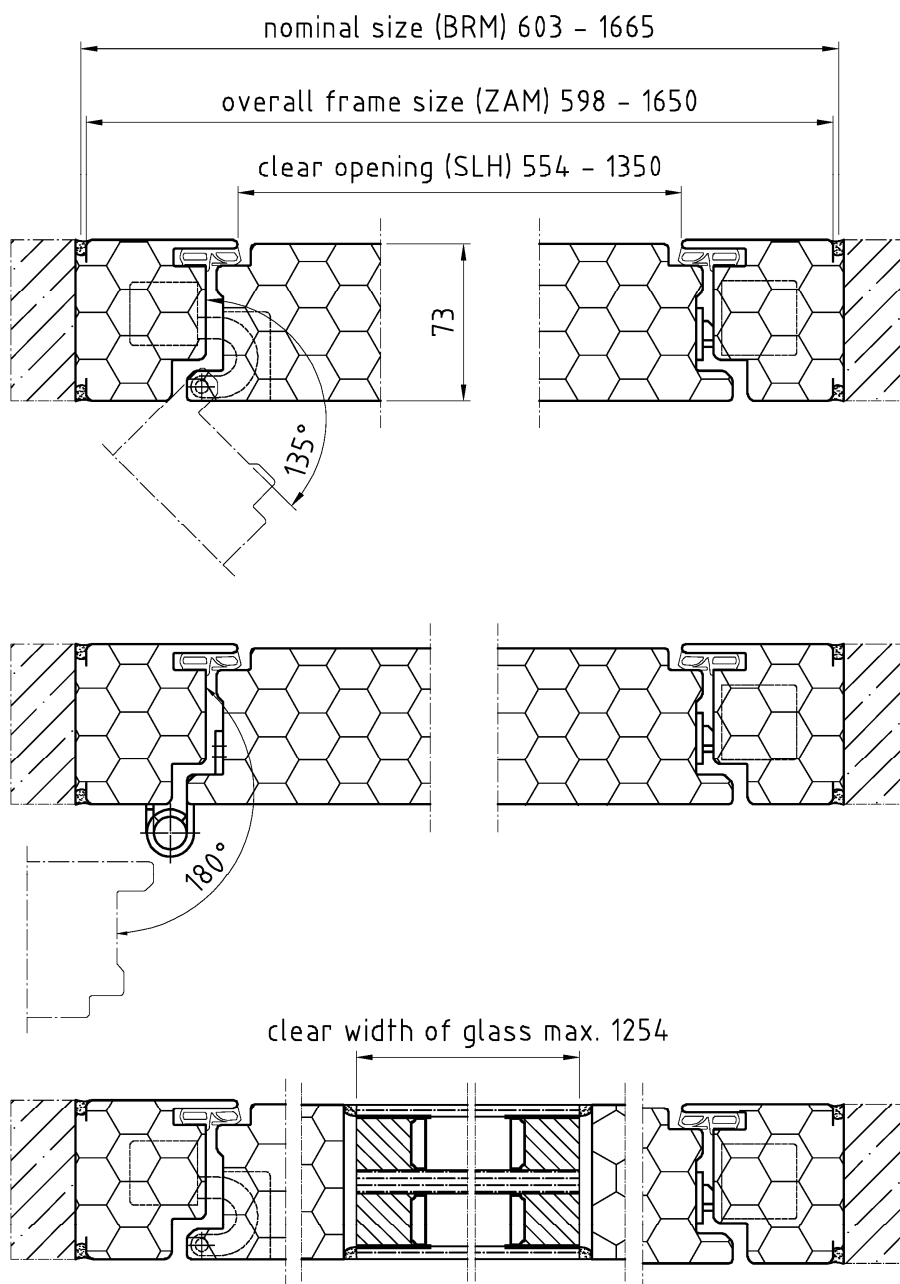
When combined  
with smoke control  
please note the  
restrictions!

"FP30-1"

Horizontal section

Annex A4





When combined  
with smoke control  
please note the  
restrictions!

Electronic copy of the ETA by DIBt: ETA-21/0258

|                  |          |
|------------------|----------|
| "FP30-1"         | Annex A5 |
| Vertical section |          |

**"FP00-1"**

**Annex B1**

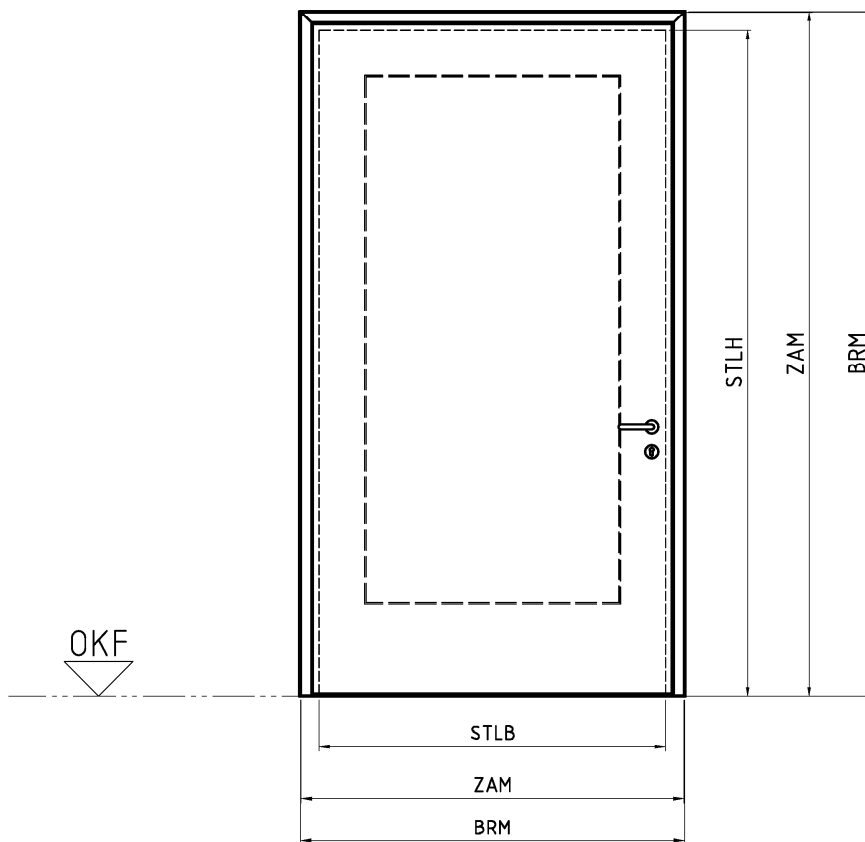
The system structure of the single-leaf "FP00-1" interior doors, made of steel and with smoke control protection properties is shown in Annexes B2 to B5.

The smoke control doorsets are made of steel plates and inlays with building hardware and with or without glazing.

Smoke control doorsets are made with a three-sided permanently elastic seal in conjunction with a soil liner.

The single leaf "FP00-1" doorsets with the max. dimensions 1.350 mm x 2.600 mm (STL) are proved as internal smoke control single in internal walls/on internal components:

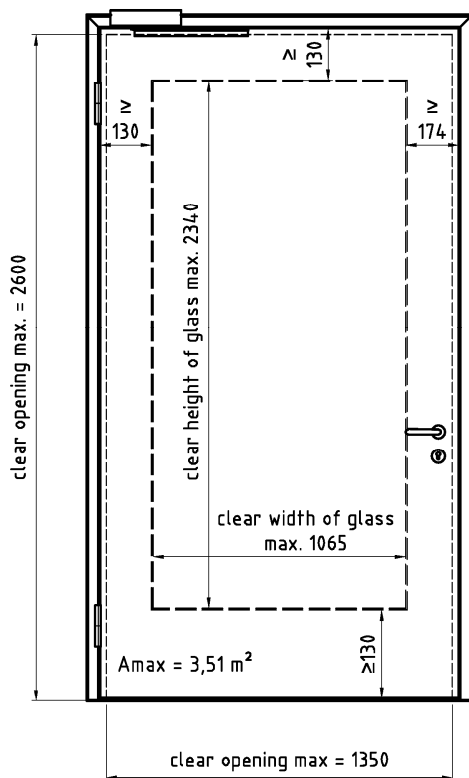
- $\geq 115$  mm high density solid wall of masonry with an overall density of  $\geq 850$  kg/m<sup>3</sup>, or
- $\geq 75$  mm solid wall of concrete masonry with an overall density  $\geq 850$  kg/m<sup>3</sup>, or
- $\geq 115$  mm low density solid wall of aerated concrete with an overall density of  $\geq 650 \pm 200$  kg/m<sup>3</sup>, or
- $\geq 75$  mm fire resistant light weight plasterboard faced steel stud partition ( $\geq$  EI 30), or
- $\geq 75$  mm fire resistant light weight plasterboard faced wood stud partition ( $\geq$  EI 30), or
- $\geq 75$  mm fire resistant steel column or -beam ( $\geq$  R 30), or
- $\geq 100$  mm lightweight wall "Lindner Logic 100 Metall".



| dimensions<br>typ,<br>design variant |  | nominal size<br>BRM [mm] |                   | overall frame size<br>ZAM [mm] |                   | clear opening size<br>STL [mm] |                   | active leaf<br>90° opened    |
|--------------------------------------|--|--------------------------|-------------------|--------------------------------|-------------------|--------------------------------|-------------------|------------------------------|
|                                      |  | width B<br>up to         | height H<br>up to | width B<br>up to               | height H<br>up to | width B<br>up to               | height H<br>up to | accessible<br>width<br>up to |
| FP00-1                               |  | 1665                     | 2753              | 1650                           | 2750              | 1350                           | 2600              | 1295                         |

Electronic copy of the ETA by DIBt: ETA-21/0258

|          |          |
|----------|----------|
| "FP00-1" | Annex B2 |
| Summery  |          |



**Building hardware:**

- Additional locks or latches on side or top
- Multi-point locks
- Electronic or mechatronic locks
- electric door opener on side or top
- Magnetic contacts, alarm contacts, proximity switches, latch contacts
- Push plates, kick plates and bumpers
- Moldings, door signs
- Concealed cable loops and cable ducts
- armatures of hold open devices
- Holding magnets
- Drives and sensors
- Door viewers
- Finger protection devices
- Grounding
- Door dampers

**Door frame:**

- Profile shape "Stumpf FP" (flush on both sides)
- Profile shapes block, corner, U (wrap around), front (face)
- 3-sided or 4-sided
- Cleated or sunk
- Frame gasket silicone or TPE
- various thresholds
- If Sa-classification, frame without infill is possible

**Authorized details:**

- S200: Mild steel (door leaf and frame) or stainless steel (frame only)
- Sa: Mild steel or stainless steel (door leaf and frame)
- Surface: galvanized, raw, powder coated, foiled
- With gasket in frame and with/without gasket on door leaf
- Hinges: according to EN 1935 or tested against EN 1634-1/2/3, number corresponding to door leaf weight
- Locks for smoke control doors acc. to EN 12209, EN 179, EN 1125, EN 14846, EN 15685 or DIN 18250 or ÖNORM B 3858, up to a backset of 100 mm
- Cylinders acc. to EN 1303, EN 15684, ÖNORM B 5356, DIN 18252, blind cylinders made of various materials (e.g. brass or timber)
- Door handles suitable for smoke control doors acc. to EN 1906, ÖNORM B 3859, DIN 18273
- Emergency exit devices (various materials)
- Flush lever handle on both sides or in combination with a lever handle/knob or with panic exit devices
- Flush lever handle suitable for EN 179
- Door closer: face fixed or concealed door closers acc. to EN 1154
- Door leaf design at the bottom: 3-sided or 4-sides in variants
- Drop seal or threshold with gasket if S<sub>200</sub>, two drop seals in one door leaf allowed
- Gap between door leaf and floor: 10 +5/-7 mm

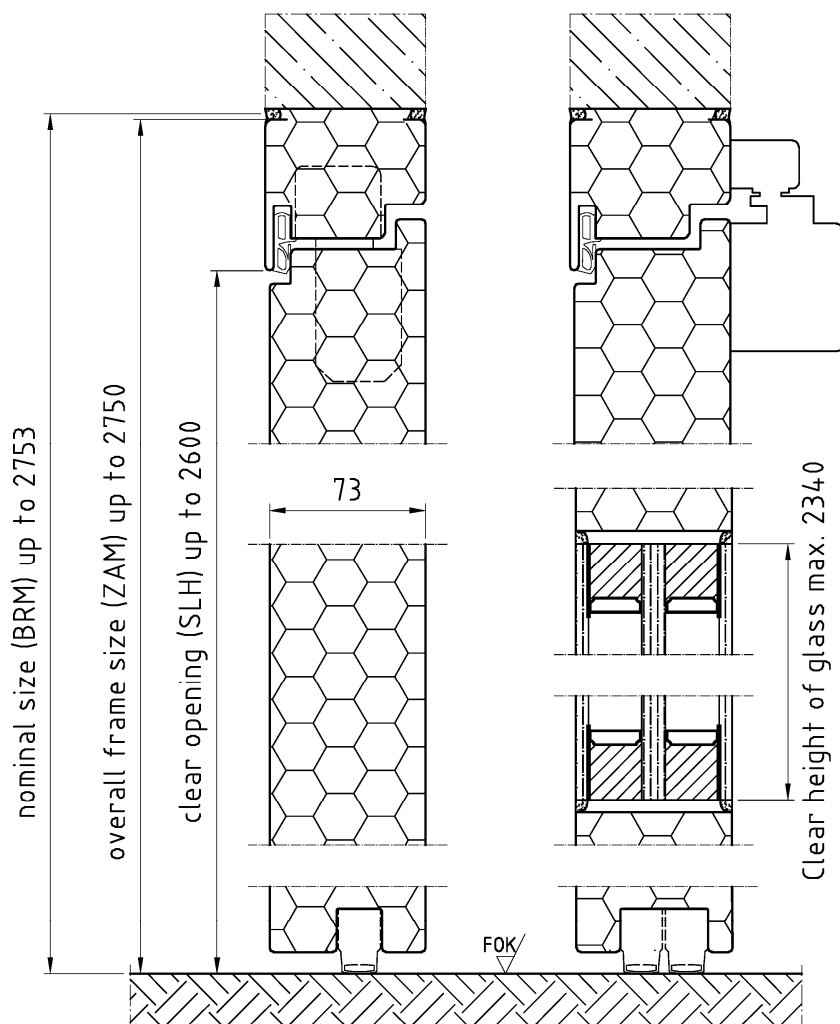
**Vision panel:**

- Glazing flush on both sides
- Max. 1 panel per leaf

When combined with resistance to fire please note the restrictions!

Electronic copy of the ETA by DIBt: ETA-21/0258

|                    |          |
|--------------------|----------|
| "FP00-1"           | Annex B3 |
| Authorized details |          |

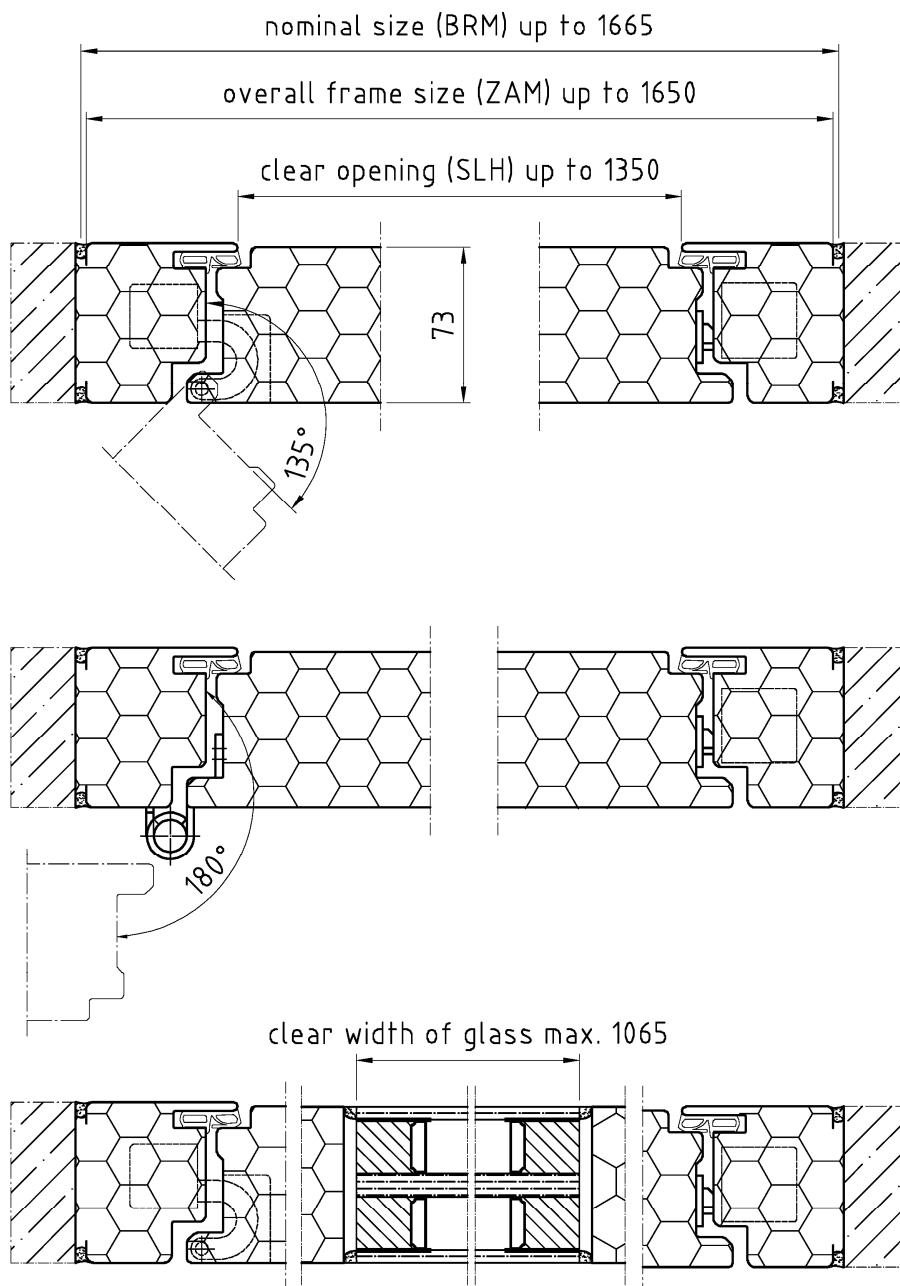


When combined  
with resistance to  
fire please note the  
restrictions!

"FP00-1"

Horizontal section

Annex B4



When combined  
with resistance to  
fire please note the  
restrictions!

Electronic copy of the ETA by DIBt: ETA-21/0258

|                  |          |
|------------------|----------|
| "FP00-1"         | Annex B5 |
| Vertical section |          |