

Approval body for construction products  
and types of construction

Bautechnisches Prüfamt

An institution established by the Federal and  
Laender Governments



## European Technical Assessment

ETA-10/0436  
of 7 July 2023

English translation prepared by DIBt - Original version in German language

### General Part

Technical Assessment Body issuing the  
European Technical Assessment:

Deutsches Institut für Bautechnik

Trade name of the construction product

Capatect WDVS "A" mit  
Unterputz Capatect ArmaReno 700, Unterputz Capatect  
Klebe- und Armierungsmasse 133 Leicht und Unterputz  
Capatect Klebe- und Armierungsmasse 186 M

Product family  
to which the construction product belongs

Product area code: 4  
External Thermal Insulation Composite System with  
rendering on mineral wool intended for use on building  
walls

Manufacturer

CAPAROL  
Farben Lacke Bautenschutz GmbH  
Roßdörfer Straße 50  
64372 Ober-Ramstadt  
DEUTSCHLAND

Manufacturing plant

CAPAROL  
Farben Lacke Bautenschutz GmbH  
Roßdörfer Straße 50  
64372 Ober-Ramstadt  
DEUTSCHLAND

This European Technical Assessment  
contains

33 pages including 6 annexes which form an integral part  
of this assessment

This European Technical Assessment is  
issued in accordance with Regulation (EU)  
No 305/2011, on the basis of

EAD 040083-00-0404

This version replaces

ETA-10/0436 issued on 30 November 2022

The European Technical Assessment is issued by the Technical Assessment Body in its official language. Translations of this European Technical Assessment in other languages shall fully correspond to the original issued document and shall be identified as such.

Communication of this European Technical Assessment, including transmission by electronic means, shall be in full. However, partial reproduction may only be made with the written consent of the issuing Technical Assessment Body. Any partial reproduction shall be identified as such.

This European Technical Assessment may be withdrawn by the issuing Technical Assessment Body, in particular pursuant to information by the Commission in accordance with Article 25(3) of Regulation (EU) No 305/2011.

## Specific Part

### 1 Technical description of the product

This product is an ETICS (External Thermal Insulation Composite System) with rendering - a kit comprising components which are factory-produced by the manufacturer or component suppliers. It's made up on site from these. The ETICS manufacturer is ultimately responsible for the ETICS.

The ETICS kit comprises a prefabricated insulation product of mineral wool (MW) to be bonded and if necessary additional mechanically fixed onto a wall. The methods of fixing and the relevant components are specified in annex 1.

The insulation product is faced with a rendering system consisting of one base and finishing coat (site applied), the base coat contains reinforcement. The rendering system is applied directly to the insulating panels, without any air gap or disconnecting layer.

The ETICS may include special fittings (e.g. base profiles, corner profiles ...) for connection to adjacent building elements (apertures, corners, parapets...). Assessment and performance of these components is not addressed in this ETA, however the ETICS-manufacturer is responsible for adequate compatibility and performance within the ETICS when the components are delivered as a part of the kit.

### 2 Specification of the intended use in accordance with the applicable European assessment Document

The performances in Section 3 can only be assumed if the ETICS is used in accordance with the specifications and under the boundary conditions specified in Annexes 2 to 5.

The verifications and assessment methods on which this ETA is based lead to the assumption of a working life of the ETICS "Capatect WDVS "A" mit Unterputz Capatect ArmaReno 700, Unterputz Capatect Klebe- und Armierungsmasse 133 Leicht und Unterputz Capatect Klebe- und Armierungsmasse 186 M" of at least 25 years. The indications given on the working life cannot be interpreted as a guarantee given by the manufacturer, but are to be regarded only as a means for choosing the right products in relation to the assumed economically reasonable working life of the works.

For use, maintenance and repair, the finishing coat shall normally be maintained in order to fully preserve the ETICS performance. Maintenance includes at least:

- visual inspection of the ETICS,
- the repairing of localized damaged areas due to accidents,
- the aspect maintenance with products compatible with the ETICS (possibly after washing or ad hoc preparation).

Necessary repairs are to be carried out as soon as the need has been identified.

The information on use, maintenance and repair is given in the manufacturer's technical documentation.

It is the responsibility of the manufacturer to ensure that this information is made known to the concerned people.

### 3 Performance of the product and references to the methods used for its assessment

#### 3.1 Safety in case of fire (BWR 2)

| Essential characteristic  | Performance   |
|---|---|
| Reaction to fire of the ETICS   | (see annex 2)<br>Euroclass according to EN 13501-1  |
| Reaction to fire of the MW insulation product <ul style="list-style-type: none"> <li>- Cross heat of combustion for the MW insulation product EN ISO 1716 [MJ/kg]</li> <li>- Apparent density EN 1602 [kg/m<sup>3</sup>]</li> </ul> | (see annex 2)<br>Euroclass A1 according EN 13501-1<br>Value [MJ/kg]<br><br>Value [kg/m <sup>3</sup> ] |
| Facade fire performance   | no performance assessed   |
| Propensity to undergo continuous smouldering of ETICS   | no performance assessed   |

#### 3.2 Hygiene, health and environment (BWR 3)

| Essential characteristic   | Performance   |
|--|---|
| <b>Release of dangerous substances</b>   | no performance assessed   |
| <b>Water absorption</b><br>Base coat<br>after 1 hour<br>after 24 hours<br><br>Rendering system<br>after 1 hour<br>after 24 hours<br>MW insulation product after 24 hours | (see annex 3.1)<br><br>Average [kg/m <sup>2</sup> ]<br>Average [kg/m <sup>2</sup> ]<br><br>Average [kg/m <sup>2</sup> ]<br>Average [kg/m <sup>2</sup> ]<br>Maximum value 3.0 [kg/m <sup>2</sup> ]   |
| <b>Water-tightness of the ETICS:<br/>Hygrothermal behaviour on the test wall</b>   | Pass without defects  |
| <b>Freeze/thaw behaviour of the ETICS</b>  | The water absorption of the rendering system with all finishing coats except "Capatect Fassadenputz Fein" and "Capatect Sylitol Fassadenputz K/R" is less than 0.5 kg/m <sup>2</sup> after 24 hours.<br><br>The ETICS with the base coat "Capatect Klebe- und Armierungsmasse 186 M" and the finishing coats "Capatect Fassadenputz Fein" and "Capatect Sylitol Fassadenputz K/R" has been assessed as freeze/thaw resistant according to the simulated method. |
| <b>impact resistance</b>   | (see annex 3.3)<br>Category   |
| <b>Water vapour permeability</b><br>- Rendering system<br>- MW insulation product  | (see annex 3.4)<br>s <sub>d</sub> value [m]<br><br>μ = 1      Thickness of the insulation product 400 [mm]  |

### 3.3 Safety and accessibility in use (BWR 4)

| Essential characteristic  | Performance  |
|---|--|
| <p><b>Bond strength</b><br/>between base coat and MW insulation product</p> <p>between adhesive and substrate</p> <p>between adhesive and MW insulation</p>                     | <p>(see annex 4.1)</p> <ul style="list-style-type: none"> <li>- Minimal value/ average [kPa], rupture type: Initial state (28 d immersion)</li> <li>- Minimal value/ average [kPa], rupture type: after hygrothermal cycles</li> </ul> <p>(see annex 4.2)</p> <ul style="list-style-type: none"> <li>- Minimal value [kPa], rupture type: Initial state (dry conditions)</li> <li>- Minimal value/ average [kPa], rupture type: after 2 d immersion in water, 2 h drying</li> <li>- Minimal value/ average [kPa], rupture type: after 2 d immersion in water, 7 d drying</li> </ul> <p>(see annex 4.3)</p> <ul style="list-style-type: none"> <li>- Minimal value [kPa], rupture type: Initial state (dry conditions)</li> <li>- Minimal value/ average [kPa], rupture type: after 2 d immersion in water, 2 h drying</li> <li>- Minimal value/ average [kPa], rupture type: after 2 d immersion in water, 7 d drying</li> </ul> |
| <b>Fixing strength (displacement test)</b>  | Test not required therefore no limitation of ETICS length required.  |
| <p><b>Wind load resistance of ETICS</b><br/>pull-through test of fixing<br/>static foam block test</p>  | <p>(see annex 4.4)</p> <ul style="list-style-type: none"> <li>- <math>R_{\text{panel}}</math> [kN/fixing],</li> <li>- <math>R_{\text{joint}}</math> [kN/fixing],</li> <li>- Plate diameter of anchor <math>\geq 60</math> mm, <math>\geq 90</math> mm res. <math>\geq 140</math> mm</li> <li>- plate stiffness <math>\geq 0.3</math> [kN/mm<sup>2</sup>]</li> <li>- load resistance of the anchor plate <math>\geq 1.0</math> [kN]</li> </ul>  |
| <p><b>Tensile strength perpendicular to the faces</b><br/>in dry conditions<br/>MW panel<br/>MW panel<br/>MW lamella</p> <p>in wet conditions<br/>- series 2<br/>- series 3</p> | <p><math>\sigma_{\text{mt}} \geq 14</math> [kPa]<br/><math>\sigma_{\text{mt}} \geq 5</math> [kPa]<br/><math>\sigma_{\text{mt}} \geq 80</math> [kPa]</p> <p><math>\geq 33</math> % of average value in dry conditions<br/><math>\geq 50</math> % of average value in dry conditions</p>   |

| Essential characteristic  | Performance   |
|---|---|
| <b>shear strength of the ETICS</b><br>MW panel $\sigma_{mt} \geq 14$ [kPa], MW lamella<br>MW panel $\sigma_{mt} \geq 5$ [kPa] | $20 \leq f_{tk} \leq 100$ [kPa]<br>$6 \leq f_{tk} \leq 100$ [kPa]   |
| <b>shear modulus of the ETICS</b><br>MW panel $\sigma_{mt} \geq 14$ [MPa], MW lamella<br>MW panel $\sigma_{mt} \geq 5$ [MPa]  | $1.0 \leq G_m \leq 2.0$ [MPa]<br>$0.3 \leq G_m \leq 2.0$ [MPa]  |
| <b>Render strip tensile test</b>  | (see annex 4.5)<br>crack width $w_{rk}$ [mm]  |
| <b>Bond strength after ageing</b><br>finishing coat tested on the rig<br>finishing coat not tested on the rig                 | (see annex 4.6)<br>Minimal value/ average [kPa], rupture type<br>Minimal value/ average [kPa], rupture type |
| <b>Tensile strength of the glass fibre mesh in the as-delivered state</b><br>Standard mesh<br>Reinforced mesh                 | (see annex 4.7)<br>Average [N/mm]<br>Average [N/mm]   |
| <b>Residual tensile strength of the glass fibre mesh after aging</b><br>Standard mesh<br>Reinforced mesh                      | (see annex 4.7)<br>Average [N/mm]<br>Average [N/mm]   |
| <b>Relative residual tensile strength of the glass fibre mesh after aging</b><br>Standard mesh<br>Reinforced mesh             | (see annex 4.7)<br>Average [%]<br>Average [%]   |
| <b>Elongation of the glass fibre mesh in the as-delivered state</b><br>Standard mesh<br>Reinforced mesh                       | (see annex 4.7)<br>Average [%]<br>Average [%]   |
| <b>Elongation of the glass fibre mesh after aging</b><br>Standard mesh<br>Reinforced mesh                                     | (see annex 4.7)<br>Average [%]<br>Average [%]   |

### 3.4 Protection against noise (BWR 5)

| Essential characteristic                                | Performance             |
|---|-------------------------|
| <b>Airborne sound insulation of ETICS</b>               | no performance assessed |
| <b>Dynamic stiffness of the MW insulation product</b>   | no performance assessed |
| <b>Air flow resistance of the MW insulation product</b> | no performance assessed |

### 3.5 Energy economy and heat retention (BWR 6)

| Essential characteristic              | Performance   |
|---------------------------------------|---|
| <b>Thermal resistance of ETICS</b>    | (see annex 5)<br>Calculated value or measurement value R<br>[ $(m^2 \cdot K)/W$ ] |
| <b>Thermal transmittance of ETICS</b> | (see annex 5)<br>Calculated value or measurement value U<br>[ $W/(m^2 \cdot K)$ ] |

English translation prepared by DIBt

**4 Assessment and verification of constancy of performance (AVCP) system applied, with reference to its legal base**

In accordance with EAD No. 040083-00-0404 the applicable European legal act is: 97/556/EC changed by 2001/596/EC.

The systems to be applied are:

| Product  | Intended use   | Levels or classes (Reaction to fire)   | Systems |
|--|--|--|---------|
| "Capatect WDVS "A" mit Unterputz Capatect ArmaReno 700, Capatect Klebe- und Armierungsmasse 133 Leicht und Capatect Klebe- und Armierungsmasse 186 M"  | ETICS in external wall subject to fire regulations     | A1 <sup>(1)</sup> , A2 <sup>(1)</sup> , B <sup>(1)</sup> , C <sup>(1)</sup>                                      | 1       |
|  |  | A1 <sup>(2)</sup> , A2 <sup>(2)</sup> , B <sup>(2)</sup> , C <sup>(2)</sup> , D, E, (A1 to E) <sup>(3)</sup> , F | 2+      |
|  | ETICS in external wall not subject to fire regulations | any  | 2+      |
| <p><sup>(1)</sup> Products/materials for which a clearly identifiable stage in the production process results in an improvement of the reaction to fire classification (e. g. an addition of fire retardants or a limiting of organic material)</p> <p><sup>(2)</sup> Products/materials not covered by footnote (1)</p> <p><sup>(3)</sup> Products/materials that do not require to be tested for reaction to fire (e.g. products/materials of Classes A1 according to Commission Decision 96/603/EC)</p> |  |  |         |

**5 Technical details necessary for the implementation of the AVCP system, as provided for in the applicable European Assessment Document**

Technical details necessary for the implementation of the AVCP system are laid down in the control plan deposited at Deutsches Institut für Bautechnik.

Issued in Berlin on 7 July 2023 Deutsches Institut für Bautechnik.

Anja Rogsch  
Head of section

*beglaubigt:*  
Keküllüoglu

Annex 1

Composition of the ETICS

|  | Components<br>National application documents shall be taken into account  | Coverage<br>[kg/m <sup>2</sup> ]  | Thickness<br>[mm]  |
|--|---|---|--|
| Insulation material with associated method of fixing | <b>Bonded ETICS:</b> <ul style="list-style-type: none"> <li>• <b>Insulation product</b><br/>factory-prefabricated mineral wool (MW) product* <ul style="list-style-type: none"> <li>– MW lamella</li> </ul> </li> <li>• <b>Adhesives</b> <ul style="list-style-type: none"> <li>– <b>Capatect Klebe- und Armierungsmasse 186 M</b><br/>(cement based powder requiring addition of 20 – 24 % of water)</li> <li>– <b>Capatect Klebe- und Armierungsmasse 133 Leicht</b><br/>(cement based powder requiring addition of 36 – 40 % of water)</li> <li>– <b>Capatect Klebe- und Spachtelmasse 190</b> (cement based powder requiring addition of 20 – 24 % of water)</li> <li>– <b>Capatect Dämmkleber 185</b><br/>(cement based powder requiring addition of about 20 % of water)</li> <li>– <b>Capatect ArmaReno 700</b><br/>(cement based powder requiring addition of 20 – 25 % of water)</li> <li>– <b>Capatect Klebe- und Armierungsmasse 131 SL</b><br/>(cement based powder requiring addition of 40 – 43 % of water)</li> <li>– <b>Capatect Klebe- und Armierungsmasse 186 M Sprinter</b> (cement based powder requiring addition of about 22 % of water)</li> </ul> </li> </ul> | <p>–</p> <p>3.5 to 4.5<br/>(powder)</p> <p>3.5 to 4.5<br/>(powder)</p> <p>about 4.0<br/>(powder)</p> <p>4.0 to 5.0<br/>(powder)</p> <p>4.0 to 5.0<br/>(powder)</p> <p>3.0 to 4.5<br/>(powder)</p> <p>3.0 bis 5.0<br/>(powder)</p> | <p>≤ 400</p> <p>–</p> <p>–</p> <p>–</p> <p>–</p> <p>–</p> <p>–</p> |
|  | <b>Mechanically fixed ETICS with profiles and supplementary adhesive:</b> <ul style="list-style-type: none"> <li>• <b>Insulation product</b><br/>factory-prefabricated mineral wool (MW) product* <ul style="list-style-type: none"> <li>– MW panel, <math>\sigma_{mt} \geq 14 \text{ kPa}^{****}</math></li> </ul> </li> <li>• <b>Supplementary adhesive</b><br/>(equal to bonded ETICS)</li> <li>• <b>Profiles</b> <ul style="list-style-type: none"> <li>– Capatect-Halteleiste ALU</li> <li>– Capatect-Verbindungsleiste ALU</li> </ul> Aluminium (AL) – profiles<br/>EN AW-6060 T66 nach EN 755-2:2008 </li> <li>• <b>Anchors for profiles</b> <ul style="list-style-type: none"> <li>– WS 8 L</li> <li>– ejothem SDK U</li> <li>– SDF-K plus</li> <li>– ejothem NK U</li> </ul> </li> <li>• <b>Anchors for insulation product if necessary</b><br/>(equal to mechanically fixed ETICS with anchors and supplementary adhesive, see below)</li> </ul>  | <p>–</p>  | <p>60 to 200</p>   |



|   | Components<br>National application documents shall be taken into account   | Coverage<br>[kg/m <sup>2</sup> ]         | Thickness<br>[mm]                       |
|---|--|--|---|
| <b>Insulation material with associated method of fixing</b> | <p><b>Mechanically fixed ETICS with anchors and supplementary adhesive:</b></p> <ul style="list-style-type: none"> <li>• <b>Insulation product</b><br/>factory-prefabricated mineral wool (MW) product* <ul style="list-style-type: none"> <li>– MW panel</li> <li>– MW lamella</li> </ul> </li> <li>• <b>Supplementary adhesive</b><br/>(equal to bonded ETICS)</li> <li>• <b>Anchors for insulation product</b><br/>all anchors with ETA according to EAD330196-01-0604<sup>1</sup></li> </ul>   | –<br>–                                   | 60 to 340<br>60 to 200                  |
| <b>base coat</b>  | <p><b>Capatect ArmaReno 700</b><br/><b>Capatect Klebe- und Armierungsmasse 133 Leicht</b><br/><b>Capatect Klebe- und Armierungsmasse 186 M</b><br/>Identical with the equally named adhesives given above.</p>   | 6.0 to 10.5<br>5.5 to 11.0<br>6.0 to 7.5 | 4.0 to 7.0<br>5.0 to 11.0<br>4.0 to 5.0 |
| <b>Glass fibre mesh</b>                                     | <p><b>Capatect Gewebe 650</b><br/>Alkali- and slide-resistant glass fibre mesh with mass per unit area of about 160 g/m<sup>2</sup> and mesh size of about 4.0 mm x 4.0 mm</p> <p><b>Capatect Gewebe 666</b><br/>Alkali- and slide-resistant glass fibre mesh with mass per unit area of about 160 g/m<sup>2</sup> and mesh size of about 6.0 mm x 6.0 mm</p> <p><b>Capatect Panzergewebe 652</b><br/>(implemented in addition to the standard mesh to improve the impact resistance)<br/>Alkali- and slide-resistant glass fibre mesh with mass per unit area of about 330 g/m<sup>2</sup> and mesh size of about 6.0 mm x 6.0 mm</p> | –<br>–<br>–                              | –<br>–<br>–                             |
| <b>Key coat</b>   | <p>Ready to use pigmented liquid - styrol acrylate binder<br/><b>Putzgrund 610</b><br/>For the compatibility with the finishing coats see below.</p>   | about 0.20 l/m <sup>2</sup>              | –                                       |
| <b>Finishing coat</b>                                       | <p><b>All finishing coats to use with key coat "Putzgrund 610" if applicable:***</b><br/><b>Applicable with all base coats</b></p> <ul style="list-style-type: none"> <li>• Cement based powder requiring addition of 28 – 44 % of water:<br/><b>Capatect Mineral-Leichtputz R**</b><br/>(particle size 2.0 to 3.0 mm)<br/><b>Capatect Mineral-Leichtputz K**</b><br/>(particle size 1.0 to 5.0 mm)</li> </ul>   | 2.3 to 4.5<br>2.0 to 4.0                 | } regulated by particle size            |

1

EAD330196-01-0604

Plastic anchors for fixing of external thermal insulation composite systems with rendering

|                       | <b>Components</b><br>National application documents shall be taken into account   | <b>Coverage</b><br>[kg/m <sup>2</sup> ]   | <b>Thickness</b><br>[mm]  |
|-----------------------|---|---|---|
| <b>Finishing coat</b> | <ul style="list-style-type: none"> <li>Cement based powder requiring addition of 20 – 24 % of water:<br/> <b>Capatect Mineralputz R**</b><br/>(particle size 2.0 to 3.0 mm)<br/> <b>Capatect Mineralputz K**</b><br/>(particle size 2.0 to 3.0 mm)<br/> <b>Capatect Feinspachtel 195</b> </li> </ul>  | <p>about 3.0</p> <p>about 3.0</p> <p>4.0 to 6.0</p>   | <p>} regulated by particle size</p> <p>2.0 to 3.0</p>   |
|                       | <p><b>Only applicable with base coats "<u>Capatect Klebe- und Armierungsmasse 133 Leicht</u>" and "<u>Capatect Klebe- und Armierungsmasse 186 M</u>"</b></p> <ul style="list-style-type: none"> <li>Cement based powder requiring addition of about 40 % of water:<br/> <b>Capatect Modellier- und Spachtelputz 134</b> </li> </ul>   | <p>about 4.0</p>  | <p>2.0 to 5.0</p>   |
|                       | <p><b>Only applicable with base coats "<u>Capatect Klebe- und Armierungsmasse 133 Leicht</u>"</b></p> <ul style="list-style-type: none"> <li>Cement based powder requiring addition of about 40 % of water<br/> <b>Capatect-Edelkratzputz</b> </li> </ul>   | <p>13.0 to 16.0</p>   | <p>6.0 to 12.0</p>  |
|                       | <p><b>Only applicable with base coat "<u>Capatect Klebe- und Armierungsmasse 186 M</u>"</b></p> <ul style="list-style-type: none"> <li>Ready to use pastes – acrylate binder:<br/> <b>Capatect Fassadenputz R**</b><br/>(particle size 1.5 to 3.0 mm)<br/> <b>Capatect Fassadenputz K**</b><br/>(particle size 1.5 to 3.0 mm) </li> <li>Ready to use pastes – acrylate/silicone resin emulsion:<br/> <b>Capatect AmphiSilan Fassadenputz R**</b><br/>(particle size 2.0 to 3.0 mm)<br/> <b>Capatect AmphiSilan Fassadenputz K**</b><br/>(particle size 1.5 to 3.0 mm) </li> <li>Ready to use paste – vinyl acetate ethylene binder:<br/> <b>Capatect Fassadenputz Fein</b> </li> <li>Ready to use pastes – silicate/styrol acrylate binder:<br/> <b>Capatect Sylitol Fassadenputz R**</b><br/>(particle size 2.0 to 3.0 mm)<br/> <b>Capatect Sylitol Fassadenputz K**</b><br/>(particle size 1.5 to 3.0 mm) </li> <li>Ready to use pastes – silicate/organic hybrid dispersion:<br/> <b>Capatect ThermoSan Fassadenputz NQG K**</b><br/>(particle size 1.0 to 4.0 mm) </li> </ul> | <p>2.8 to 3.6</p> <p>2.7 to 4.3</p> <p>2.5 to 3,5</p> <p>2.5 to 4.1</p> <p>3.0 to 6.0</p> <p>2.5 to 4.0</p> <p>2.5 to 4.0</p> <p>1.3 to 3.2</p> | <p>} regulated by particle size</p> <p>2.0 to 4.0</p> <p>} regulated by particle size</p> <p>1.0 to 4.0</p> |

|   | <b>Components</b><br>National application documents shall be taken into account   | <b>Coverage</b><br>[kg/m <sup>2</sup> ]  | <b>Thickness</b><br>[mm]  |
|---|---|--|---|
| <b>Finishing coat</b>   | <ul style="list-style-type: none"> <li>• Ready to use pastes – polymer dispersion binder:<br/><b>Capatect Putz 622 W SilaCryl</b><br/>(particle size 1.5 mm)</li> <li>• Ready to use pastes – styrol acrylate/ vinylic binder:<br/><b>Capatect AmphiSilan-Fassadenputz FEIN</b><br/>(particle size 1.0 mm)</li> <li>• Ready to use pastes – styrol acrylate/ vinylic binder:<br/><b>Capatect AmphiSilan-Fassadenputz K10</b><br/>(particle size 1.0 mm)</li> <li>• Ready to use paste – styrol acrylate binder – associated with synthetic briquettes:<br/><b>Original Melderfer with Melderfer Ansatzmörtel 080</b></li> </ul> | <p>2.5 to 3.5</p> <p>1.4 to 2.0</p> <p>1.4 to 2.0</p> <p>4.0 to 5.0<br/>3.0 to 4.0</p> | <p>1.3 to 1.7</p> <p>1.0 to 1.5</p> <p>1.0 to 1.5</p> <p>≤ 6.0<br/>1.0 to 4.0</p> |
| <b>Ancillary material</b>   | Remain under the manufacturer's responsibility.   |  |   |
| <p>* Factory-prefabricated panels and lamella made of mineral wool (MW) with the following designation code shall be used, provided that the manufacturer and the trade name of the MW are deposited with the DIBt<br/>MW – EN 13162 – T5 – DS(T+) – WS – WL(P) – MU1</p> <p>** K / R indicates different structures of the finishing coats.</p> <p>*** The instruction to the installer concerning the use of a key coat remains the responsibility of the manufacturer.</p> <p>**** Thermal insulation materials for mechanically fixed ETICS with profiles must circumferentially at the edges, 24 mm from the inner surface, get an approx. 3 mm wide and 13 to 18 mm deep groove cut-in at the factory</p> |   |  |   |

**Annex 2**

**Safety in case of fire (BWR 2)**

**2.1 Reaction to fire**

| Configurations   | Organic content                      | Flame retardant content | Euroclass according to EN 13501-1 |
|--|--------------------------------------|-------------------------|-----------------------------------|
| all base coats   | max. 3.9 %                           | no flame retardant      | A2 - s1,d0                        |
| mineral wool   | Euroclass A1 according to EN 13501-1 | no flame retardant      |                                   |
| profile  | -                                    | -                       |                                   |
| anchors  | -                                    | -                       |                                   |
| <b>Rendering system</b><br>Base coat with finishing coat and compatible key coat indicated in annex 1: |                                      |                         |                                   |
| Capatect Mineral-Leichtputz R  | max. 3.7 %                           | no flame retardant      |                                   |
| Capatect Mineral-Leichtputz K  |                                      |                         |                                   |
| Capatect Mineralputz R   |                                      |                         |                                   |
| Capatect Mineraputz K  |                                      |                         |                                   |
| Capatect Feinspachtel 195  |                                      |                         |                                   |

| Configurations   | Organic content                      | Flame retardant content | Euroclass according to EN 13501-1 |
|--|--------------------------------------|-------------------------|-----------------------------------|
| Base coat "Capatect Klebe- und Armierungsmasse 133 Leicht"   | max. 3.9 %                           | no flame retardant      | A2 - s1,d0                        |
| mineral wool   | Euroclass A1 according to EN 13501-1 | no flame retardant      |                                   |
| profile  | -                                    | -                       |                                   |
| anchors  | -                                    | -                       |                                   |
| <b>Rendering system</b><br>Base coat with finishing coat and compatible key coat indicated in annex 1: |                                      |                         |                                   |
| Capatect Modellier- und Spachtelputz 134   | max. 3.7 %                           | no flame retardant      |                                   |
| Capatect Edelkratzputz   |                                      |                         |                                   |

| Configurations   | Organic content                      | Flame retardant content          | Euroclass according to EN 13501-1 |  |
|--|--------------------------------------|----------------------------------|-----------------------------------|--|
| Base coat "Capatect Klebe- und Armierungsmasse 186 M"  | max. 2.3 %                           | no flame retardant               | A2 - s1,d0                        |  |
| mineral wool   | Euroclass A1 according to EN 13501-1 | no flame retardant               |                                   |  |
| profile  | -                                    | -                                |                                   |  |
| anchors  | -                                    | -                                |                                   |  |
| <b>Rendering system</b><br>Base coat with finishing coat and compatible key coat indicated in annex 1: |                                      |                                  |                                   |  |
| Capatect Fassadenputz R  | max. 8.9 %                           | no flame retardant               |                                   |  |
| Capatect Fassadenputz K  |                                      |                                  |                                   |  |
| Capatect Fassadenputz Fein   |                                      |                                  |                                   |  |
| Capatect AmphiSilan Fassadenputz R   |                                      |                                  |                                   |  |
| Capatect ThermoSan Fassadenputz NQG K  | max. 8.4 %                           | min. 3.0 %                       |                                   |  |
| Capatect AmphiSilan Fassadenputz K   |                                      |                                  |                                   |  |
| Capatect Sylitol Fassadenputz R  | max. 6.2 %                           | no flame retardant               |                                   |  |
| Capatect Sylitol Fassadenputz K  |                                      |                                  |                                   |  |
| Capatect Putz 622 W SilaCryl   | max. 8.7 %                           | no flame retardant               |                                   |  |
| Capatect AmphiSilan-Fassadenputz FEIN  |                                      |                                  |                                   |  |
| Capatect AmphiSilan-Fassadenputz K10   |                                      |                                  |                                   |  |
| Capatect Modellier- und Spachtelputz 134   | max. 3.7 %                           | no flame retardant               |                                   |  |
| Original Meldorfer with Meldorfer Ansatzmörtel 080   | max. 9.2 %<br>max. 9.9 %             | min. 9.0 %<br>no flame retardant |                                   |  |

**2.2 Cross heat of combustion for the MW insulation product EN ISO 1716**

PCS ≤ 1.4 [MJ/kg]

**2.3 Apparent density EN 1602**

| <b>Description and characteristics</b>  | MW panel                   | MW panel                  | MW lamella                |
|---|----------------------------|---------------------------|---------------------------|
| Tensile strength perpendicular to the faces [kPa];<br>EN 1607<br>- in dry conditions* | $\sigma_{mt} \geq 14$      | $\sigma_{mt} \geq 5$      | $\sigma_{mt} \geq 80$     |
| Apparent density [kg/m <sup>3</sup> ];<br>EN 1602                                     | $120 \leq \rho_a \leq 150$ | $85 \leq \rho_a \leq 150$ | $80 \leq \rho_a \leq 150$ |
| * Minimal value of all single values  |                            |                           |                           |

### Annex 3

#### Hygiene, health and environment (BWR 3)

#### 3.1 Water absorption (capillarity test)

##### Base coat:

| Base coat                                      | Thickness | Average water absorption [kg/m <sup>2</sup> ] |           |
|--|-----------|---|-----------|
|  |           | after 1h                                      | after 24h |
| Capatect ArmaReno 700                          | 3 mm      | 0.02  | 0.19      |
|  | 7 mm      | 0.03  | 0.32      |
| Capatect Klebe- und Armierungsmasse 133 Leicht | 8 mm      | 0.07  | 0.24      |
|  | 10 mm     | 0.09  | 0.28      |
| Capatect Klebe- und Armierungsmasse 186 M      | 4 mm      | 0.05  | 0.23      |

##### Rendering system:

| Finishing coats with base coat "Capatect Klebe- und Armierungsmasse 186 M" indicated hereafter: | Thickness (base coat t= 4 mm) + finishing coat indicated hereafter) | Average water absorption [kg/m <sup>2</sup> ] |           |
|---|---|---|-----------|
|   |   | after 1h                                      | after 24h |
| Capatect Mineral-Leichtputz R/K   | 3 mm  | 0.14  | 0.33      |
| Capatect Mineralputz R/K  | 3 mm  | 0.11  | 0.49      |
| Capatect Feinspachtel 195   | 4 mm  | 0.09  | 0.40      |
| Capatect Modellier- und Spachtelputz 134  | 4 mm  | 0.07  | 0.33      |
| Capatect Fassadenputz R/K   | 3 mm  | 0.20  | 0.40      |
| Capatect AmphiSilan Fassadenputz R/K  | 3 mm  | 0.10  | 0.40      |
| Capatect Fassadenputz Fein  | 4 mm  | 0.10  | 0.80      |
| Capatect Sylitol Fassadenputz R/K   | 3 mm  | 0.30  | 0.80      |
| Capatect ThermoSan Fassadenputz NQG K   | 4 mm  | 0.10  | 0.40      |
| Capatect Putz 622 W SilaCryl  | 1.5 mm  | 0.10  | 0.30      |
| Capatect AmphiSilan-Fassadenputz FEIN   | 1 mm  | 0.00  | 0.30      |
| Capatect AmphiSilan-Fassadenputz K10  | 1 mm  | 0.00  | 0.30      |
| Original Meldorfer with Meldorfer Ansatzmörtel 080  | 6-8 mm  | 0.00  | 0.30      |

| Finishing coats with base coat "Capatect Klebe- und Armierungsmasse 133 Leicht" indicated hereafter: | Thickness                      | Average water absorption [kg/m <sup>2</sup> ] |           |
|--|--------------------------------|---|-----------|
|  |                                | after 1h                                      | after 24h |
| Capatect Mineral-Leichtputz K  | 3 mm<br>(base coat t = 10 mm)  | 0.32  | 0.46      |
| Capatect Mineral-Leichtputz R  | 3 mm<br>(base coat t = 10 mm)  | 0.32  | 0.46      |
| Capatect Mineralputz K   | 3 mm<br>(base coat t = 10 mm)  | 0,09  | 0,38      |
| Capatect Mineralputz R   | 3 mm<br>(base coat t = 10 mm)  | 0,09  | 0,38      |
| Capatect Feinspachtel 195  | 4 mm<br>(base coat t = 10 mm)  | 0.09  | 0.38      |
| Capatect Modellier- und Spachtelputz 134   | 4 mm<br>(base coat t = 11 mm)  | 0.07  | 0.35      |
| Capatect Edelkratzputz   | 12 mm<br>(base coat t = 11 mm) | 0.12  | 0.49      |

| Finishing coats with base coat "Capatect ArmaReno 700" indicated hereafter: | Thickness<br>(base coat t= 7 mm) +<br>finishing<br>coat<br>indicated<br>hereafter) | Average water absorption [kg/m <sup>2</sup> ] |           |
|---|--|---|-----------|
|   |  | after 1h                                      | after 24h |
| Capatect Mineral-Leichtputz R   | 4 mm   | 0.09  | 0.28      |
| Capatect Mineral-Leichtputz K   | 4 mm   | 0.09  | 0.27      |
| Capatect Mineralputz R  | 2 mm   | 0.09  | 0.34      |
| Capatect Mineraputz K   | 3 mm   | 0.09  | 0.33      |
| Capatect Feinspachtel 195   | 2 mm   | 0.08  | 0.33      |

### 3.2 Freeze/thaw behaviour

The ETICS is frost/thaw resistant if none of the following defects have occurred on the reinforced base coat and the rendering system during the test:

- blistering or peeling of any finishing coat/base coat/rendering system
- failure or cracking associated with joints between thermal insulation product boards or profiles fitted with ETICS
- detachment of the finishing coat/base coat/rendering system
- width of cracks bigger than 0.2 mm allowing water penetration to the insulating layer



### 3.3 Impact resistance

| Rendering system:<br>Base coat with finishing coat<br>indicated hereafter | Single standard mesh<br>"Capatect-Gewebe 650"   |  |  |
|---|---|--|--|
|   | "Capatect<br>ArmaReno 700"<br><br>(t = 4 mm)    | "Capatect Klebe-<br>und<br>Armierungsmasse<br>133 Leicht"<br>(t < 10 mm) | "Capatect Klebe-<br>und Armierungs-<br>masse 133<br>Leicht"<br>(t = 10 mm) |
| Capatect Mineral-Leichtputz R   | category II                                     | category III   | category II  |
| Capatect Mineral-Leichtputz K   |   |  |  |
| Capatect Mineralputz R  |   |  |  |
| Capatect Mineralputz K  |   |  |  |
| Capatect Feinspachtel 195   |   |  |  |
| Capatect Modellier- und<br>Spachtelputz 134                               | not applicable in<br>compliance with<br>Annex 1 |  |  |
| Capatect Edelkratzputz  |   | category I   | category I   |

| Rendering system:<br>Base coat "Capatect-Klebe- und<br>Armierungsmasse 186 M" with<br>finishing coat indicated<br>hereafter | Single mesh "Capatect<br>Gewebe 650" | Single mesh "Capatect<br>Gewebe 650" with<br>"Capatect Panzergewebe<br>652" |
|---|--------------------------------------|---|
| Capatect Fassadenputz R   | category III                         | category I  |
| Capatect Fassadenputz K   | category II                          | category I  |
| Capatect AmphiSilan<br>Fassadenputz R/K   | category II                          | category II   |
| Capatect Fassadenputz Fein  | category II*                         | category II   |
| Original Meldorfer with Meldorfer<br>Ansatzmörtel 080   | category I                           | category I  |
| Capatect Putz 622 W SilaCryl  | category III                         | category II   |
| Capatect AmphiSilan-<br>Fassadenputz FEIN   | category II*                         | category II   |
| Capatect AmphiSilan<br>Fassadenputz K10   |                                      |   |
| Capatect Sylitol Fassadenputz K/R   | category II                          | category II   |
| Capatect ThermoSan<br>Fassadenputz NQG K  | category II                          | category I  |
| Capatect Mineral-Leichtputz R/K   | category II                          | no performance assessed   |
| Capatect Mineralputz R/K  | category II                          | no performance assessed   |
| Capatect Feinspachtel 195   |                                      |   |
| Capatect Modellier- und<br>Spachtelputz 134   |                                      |   |

\* The Category II also applies to double-layer use of the single mesh "Capatect Gewebe 650".

The impact resistance of all other configurations of the ETICS is not determined.

### 3.4 Water vapour permeability

| Rendering system:<br>Base coat with finishing<br>coat indicated hereafter | Equivalent air thickness $s_d$ [m]  |   |
|---|---|---|
|   | Capatect ArmaReno 700   | Capatect Klebe- und<br>Armierungsmasse 133 Leicht                                 |
| Capatect Mineral-Leichtputz R   | $\leq 1.0$ m<br>(Test result obtained with<br>layer thickness<br>$t = 3$ mm: 0.1 m) | $\leq 1.0$ m<br>(Test result obtained with layer<br>thickness $t = 3$ mm: 0.1 m)  |
| Capatect Mineral-Leichtputz K   | $\leq 1.0$ m<br>(Test result obtained with<br>layer thickness<br>$t = 3$ mm: 0.1 m) | $\leq 1.0$ m<br>(Test result obtained with layer<br>thickness $t = 3$ mm: 0.1 m)  |
| Capatect Mineralputz R  | $\leq 1.0$ m<br>(Test result obtained with<br>layer thickness<br>$t = 3$ mm: 0.1 m) | $\leq 1.0$ m<br>(Test result obtained with layer<br>thickness $t = 3$ mm: 0.2 m)  |
| Capatect Mineralputz K  | $\leq 1.0$ m<br>(Test result obtained with<br>layer thickness<br>$t = 3$ mm: 0.1 m) | $\leq 1.0$ m<br>(Test result obtained with layer<br>thickness $t = 3$ mm: 0.2 m)  |
| Capatect Feinspachtel 195   | $\leq 1.0$ m<br>(Test result obtained with<br>layer thickness<br>$t = 4$ mm: 0.1 m) | $\leq 1.0$ m<br>(Test result obtained with layer<br>thickness $t = 4$ mm: 0.2 m)  |
| Capatect Modellier- und<br>Spachtelputz 134                               | not applicable in compliance<br>with Annex 1  | $\leq 1.0$ m<br>(Test result obtained with layer<br>thickness $t = 4$ mm: 0.1 m)  |
| Capatect Edelkratzputz  | not applicable in compliance<br>with Annex 1  | $\leq 1.0$ m<br>(Test result obtained with layer<br>thickness $t = 10$ mm: 0.2 m) |

| Rendering system:<br>base coat "Capatect Klebe- und<br>Armierungsmasse 186 M"<br>finishing coat and compatible<br>key coat indicated hereafter | Equivalent air thickness $s_d$ [m]  |
|--|---|
| Capatect Fassadenputz R/K  | ≤ 1.0 m<br>(Test result obtained with layer thickness t = 3 mm: 0.82 m)   |
| Capatect AmphiSilan<br>Fassadenputz R/K  | ≤ 1.0 m<br>(Test result obtained with layer thickness t = 3 mm: 0.93 m)   |
| Capatect Fassadenputz Fein   | ≤ 1.0 m<br>(Test result obtained with layer thickness t = 4 mm: 0.95 m)   |
| Original Meldorfer with Meldorfer<br>Ansatzmörtel 080  | ≤ 1.0 m<br>(Test result obtained with layer thickness t = 6-8 mm: 0.93 m) |
| Capatect Putz 622 W SilaCryl   | ≤ 1.0 m<br>(Test result obtained with layer thickness t = 1,5 mm: 0.95 m) |
| Capatect AmphiSilan<br>Fassadenputz FEIN   | ≤ 1.0 m<br>(Test result obtained with layer thickness t = 1 mm: 0.95 m)   |
| Capatect AmphiSilan<br>Fassadenputz K10  | ≤ 1.0 m<br>(Test result obtained with layer thickness t = 1 mm: 0.95 m)   |
| Capatect Sylitol Fassadenputz K/R  | ≤ 1.0 m<br>(Test result obtained with layer thickness t = 3 mm: 0.64 m)   |
| Capatect ThermoSan<br>Fassadenputz NQG K   | ≤ 1.0 m<br>(Test result obtained with layer thickness t = 4 mm: 0.62 m)   |
| Capatect Mineral-Leichtputz R/K  | ≤ 1.0 m<br>(Test result obtained with layer thickness t = 3 mm: 0.10 m)   |
| Capatect Mineralputz R/K   | ≤ 1.0 m<br>(Test result obtained with layer thickness t = 3 mm: 0.06 m)   |
| Capatect Feinspachtel 195  | ≤ 1.0 m<br>(Test result obtained with layer thickness t = 4 mm: 0.10 m)   |
| Capatect Modellier- und<br>Spachtelputz 134  | ≤ 1.0 m<br>(Test result obtained with layer thickness t = 4 mm: 0.10 m)   |

## Annex 4

### Safety and accessibility in use (BWR 4)

#### 4.1 Bond strength between base coat and MW lamella

|  |               | Conditioning        |                                 |  |
|--|---------------|---------------------|---------------------------------|--|
|  |               | Initial state [kPa] | After hygrothermal cycles [kPa] | After freeze/thaw test                                     |
| Capatect ArmaReno 700                          | Average       | 110                 | 100                             | Test not required because freeze/thaw cycles not necessary |
|  | Minimal value | 90                  | 60                              |  |
| Capatect Klebe- und Armierungsmasse 133 Leicht | Average       | 120                 | 100                             |  |
|  | Minimal value | 110                 | 90                              |  |
| Capatect Klebe- und Armierungsmasse 186 M      | Average       | 145                 | 133                             |  |
|  | Minimal value | 127                 | 110                             |  |

#### 4.2 Bond strength between adhesive and substrate

| Substrate: concrete                                |               | Conditioning        |   |   |
|--|---------------|---------------------|---|---|
|  |               | Initial state [kPa] | 2 d immersion in water and 2 h drying [kPa] | 2 d immersion in water and 7 d drying [kPa] |
| Capatect Klebe- und Armierungsmasse 186 M          | Average       | 820                 | 452   | 894   |
|  | Minimal value | 790                 | 410   | 870   |
| Capatect Klebe- und Armierungsmasse 133 Leicht     | Average       | 658                 | 465   | 704   |
|  | Minimal value | 586                 | 419   | 677   |
| Capatect Klebe- und Spachtelmasse 190              | Average       | 950                 | 406   | 932   |
|  | Minimal value | 910                 | 390   | 890   |
| Capatect Dämmkleber 185                            | Average       | 1852                | 1735  | 1771  |
|  | Minimal value | 1350                | 1620  | 1595  |
| Capatect ArmaReno 700                              | Average       | 980                 | 730   | 1090  |
|  | Minimal value | 860                 | 630   | 950   |
| Capatect Klebe- und Armierungsmasse 131 SL         | Average       | 535                 | 367   | 629   |
|  | Minimal value | 496                 | 328   | 435   |
| Capatect Klebe- und Armierungsmasse 186 M Sprinter | Average       | 920                 | 420   | 550   |
|  | Minimal value | 800                 | 330   | 490   |

#### 4.3 Bond strength between adhesive and MW lamella

|   |               | Conditioning        |   |   |
|---|---------------|---------------------|---|---|
|   |               | Initial state [kPa] | 2 d immersion in water and 2 h drying [kPa] | 2 d immersion in water and 7 d drying [kPa] |
| Capatect Klebe- und Armierungsmasse 186 M           | Average       | 130                 | 90  | 120   |
|   | Minimal value | 90                  | 70  | 90  |
| Capatect Klebe- und Armierungsmasse 133 Leicht      | Average       | 120                 | 100   | 70*   |
|   | Minimal value | 110                 | 90  | 60*   |
| Capatect Klebe- und Spachtelmasse 190               | Average       | 110                 | 60  | 100   |
|   | Minimal value | 90                  | 50  | 90  |
| Capatect Dämmkleber 185                             | Average       | 150                 | 130   | 140   |
|   | Minimal value | 130                 | 90  | 110   |
| Capatect ArmaReno 700                               | Average       | 110                 | 100   | 110   |
|   | Minimal value | 90                  | 60  | 80  |
| Capatect Klebe- und Armierungsmasse 131 SL          | Average       | 115                 | 110   | 121   |
|   | Minimal value | 102                 | 105   | 112   |
| Capatect Klebe- und Armierungsmasse 186 M Sprinter  | Average       | 150                 | 120   | 150   |
|   | Minimal value | 140                 | 110   | 140   |
| * < 0.08 MPa, but failure in the insulation product |               |                     |   |   |

#### Minimal bonded surface area

$$S [\%] = 0.03 \text{ N/mm}^2 \times 100 / 0.08 \text{ N/mm}^2$$

$$S = 37.5 \%$$

The minimal bonded surface S of bonded ETICS is 50 % (systemic).

English translation prepared by DIBt

#### 4.4 Wind load resistance

The following failure loads only apply to the listed combination of component characteristics and the characteristics of the insulation product.

##### 4.4.1 Safety in use of mechanically fixed ETICS using profiles

Failure loads – table 1

|   |  |                                |
|---|--|--------------------------------|
| Characteristics of the<br><b>MW panels</b>                | Dimensions   | 625 mm x 800 mm                |
|   | Thickness  | ≥ 60 mm                        |
|   | <b>Tensile strength perpendicular to the faces</b>   | <b>≥ 14 kPa</b>                |
| Failure load<br>[kN/panel]<br>(Static Foam Block<br>Test) | Horizontal profiles with a vertical distance<br>of 625 mm, fixed every 30 cm and<br>vertical connection profiles<br><b>No additional anchors in MW panel</b> | Minimal: 1.20<br>Average: 1.25 |

Failure loads – table 2

|   |   |                                |
|---|---|--------------------------------|
| Characteristics of the<br><b>MW panels</b>                | Dimensions  | 625 mm x 800 mm                |
|   | Thickness   | ≥ 60 mm                        |
|   | <b>Tensile strength perpendicular to the faces</b>  | <b>≥ 14 kPa</b>                |
| Failure load<br>[kN/panel]<br>(Static Foam Block<br>Test) | Horizontal profiles with a vertical distance<br>of 625 mm, fixed every 30 cm and<br>vertical connection profiles<br><b>Two additional anchors per MW panel,</b><br>plate diameter ≥ 60 mm,<br>mounted on the MW panel surface | Minimal: 2.20<br>Average: 2.40 |

##### 4.4.2 Safety in use of mechanically fixed ETICS using anchors

Failure loads – table 1

|   |   |             |  |
|---|---|-------------|--|
| Apply to all anchors listed in the annex 1 mounted on the insulation panels surface |   |             |  |
| Characteristics of the<br><b>MW panels</b>  | Thickness   |             | ≥ 60 mm  |
|   | <b>Tensile strength perpendicular to the faces</b>  |             | <b>≥ 14 kPa</b>  |
| Plate diameter of anchor  |   |             | ≥ Ø 60 mm  |
| Failure load<br>[kN]  | Anchors not placed at the panel joints<br>(Static Foam Block Test)  | $R_{panel}$ | Minimal: 0.65<br>Average: 0.74                                   |
|   | Anchors placed at the panel joints<br>(Static Foam Block Test)  | $R_{joint}$ | Minimal: 0.59<br>Average: 0.61                                   |
|   | Anchors not placed at the panel joints<br>(Pull-through test, dry conditions)                               | $R_{panel}$ | Minimal: 0.64<br>Average: 0.69                                   |
|   | Anchors not placed at the panel joints<br>(Pull-through test, wet conditions)<br>- series 2*<br>- series 3* | $R_{panel}$ | Minimal: 0.36<br>Average: 0.39<br>Minimal: 0.41<br>Average: 0.45 |
| * according to EAD 040083-00-0404 clause 2.2.14.2                                   |   |             |  |

Failure loads – table 2

| Apply to all anchors listed in the annex 1 mounted on the insulation panels surface |  |   |                                |                                |
|---|--|---|--------------------------------|--------------------------------|
| Characteristics of the MW panels  |  | Thickness                                   |                                | ≥ 80 mm                        |
|   |  | Tensile strength perpendicular to the faces |                                | ≥ 5 kPa                        |
| Plate diameter of anchor  |  |   | ≥ Ø 90 mm                      | ≥ Ø 140 mm                     |
| Failure load [kN]   | Anchors not placed at the panel joints (Static Foam Block Test)                        | R <sub>panel</sub>                          | Minimal: 0.48<br>Average: 0.49 | Minimal: 0.56<br>Average: 0.69 |
|   | Anchors placed at the panel joints (Static Foam Block Test)                            | R <sub>joint</sub>                          | Minimal: 0.38<br>Average: 0.39 | Minimal: 0.44<br>Average: 0.54 |
|   | Anchors not placed at the panel joints (Pull-through test, dry conditions)             | R <sub>panel</sub>                          | Minimal: 0.54<br>Average: 0.61 | no performance assessed        |
|   | Anchors not placed at the panel joints (Pull-through test, wet conditions) - series 2* | R <sub>panel</sub>                          | Minimal: 0.40<br>Average: 0.46 | no performance assessed        |
| * according to EAD 040083-00-0404 clause 2.2.14.2                                   |  |   |                                |                                |

Failure loads – table 3

| Apply to all anchors listed in the annex 1 mounted on the insulation panels surface |   |   |                                |          |
|---|---|---|--------------------------------|----------|
| Characteristics of the MW lamella   |   | Thickness                                   |                                | ≥ 60 mm  |
|   |   | Tensile strength perpendicular to the faces |                                | ≥ 80 kPa |
| Plate diameter of anchor  |   |   | ≥ Ø 140 mm                     |          |
| Failure load [kN]   | Anchors placed at the panel joints (Pull-through test, dry condition) | R <sub>joint</sub>                          | Minimal: 0.62<br>Average: 0.66 |          |
|   | Anchors placed at the panel joints (Pull-through test, wet condition) | R <sub>joint</sub>                          | Minimal: 0.51<br>Average: 0.57 |          |
|   | Anchors placed at the panel joints (Static Foam Block Test)           | R <sub>joint</sub>                          | Minimal: 0.71                  |          |

Failure loads – table 4

| Apply to all anchors listed in annex 1 mounted on the insulation panels surface |  |   |                                  |  |  |  |
|---|--|---|----------------------------------|--|--|--|
| Characteristics of the MW panels  |  | Thickness                                   | $60 \leq t < 80$                 | $80 \leq t < 120$                                | $120 \leq t \leq 200$                            | $> 200$  |
|   |  | Tensile strength perpendicular to the faces | $\geq 7.5 \text{ kPa}$           |  |  |  |
| Plate diameter of anchor  |  |   | $\geq \varnothing 90 \text{ mm}$ |  |  |  |
| Failure load [kN]   | Anchors not placed at the panel joints (Static Foam Block Test, dry conditions)        | $R_{\text{panel}}$                          | Minimal: 0.45<br>Average: 0.48   | Minimal: 0.54<br>Average: 0.57<br>(see figure 4) | Minimal: 0.73<br>Average: 0.82<br>(see figure 7) | Minimal: 0.73<br>Average: 0.82<br>(see figure 7) |
|   | Anchors placed at the panel joints (Static Foam Block Test)                            | $R_{\text{joint}}$                          | no performance assessed          | Minimal: 0.36<br>Average: 0.38                   | Minimal: 0.49<br>Average: 0.55                   | Minimal: 0.49<br>Average: 0.55                   |
|   | Anchors not placed at the panel joints (Pull-through test, dry conditions)             | $R_{\text{panel}}$                          | Minimal.: 0.50<br>Average: 0.56  | Minimal: 0.85<br>Average: 0.86<br>(see figure 5) | Minimal: 0.98<br>Average: 1.02<br>(see figure 8) | Minimal: 0.98<br>Average: 1.02<br>(see figure 8) |
|   | Anchors not placed at the panel joints (Pull-through test, wet conditions) - series 2* | $R_{\text{panel}}$                          | no performance assessed          | Minimal: 0.42<br>Average: 0.46<br>(see figure 6) | Minimal: 0.57<br>Average: 0.59<br>(see figure 9) | Minimal: 0.57<br>Average: 0.59<br>(see figure 9) |

\* according to EAD 040083-00-0404 clause 2.2.14.2



Figure 4: anchors not placed at the panel joints (Static Foam Block Test, dry conditions, with 10 anchors/m<sup>2</sup>)

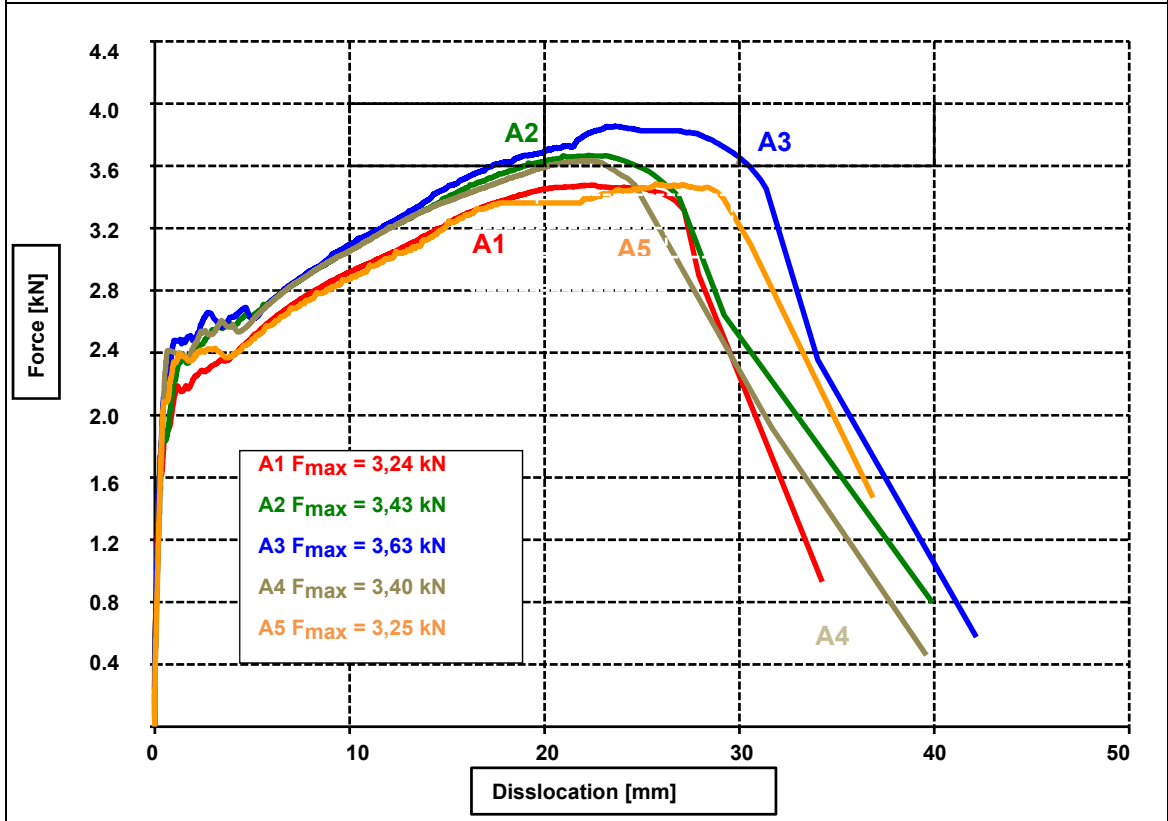
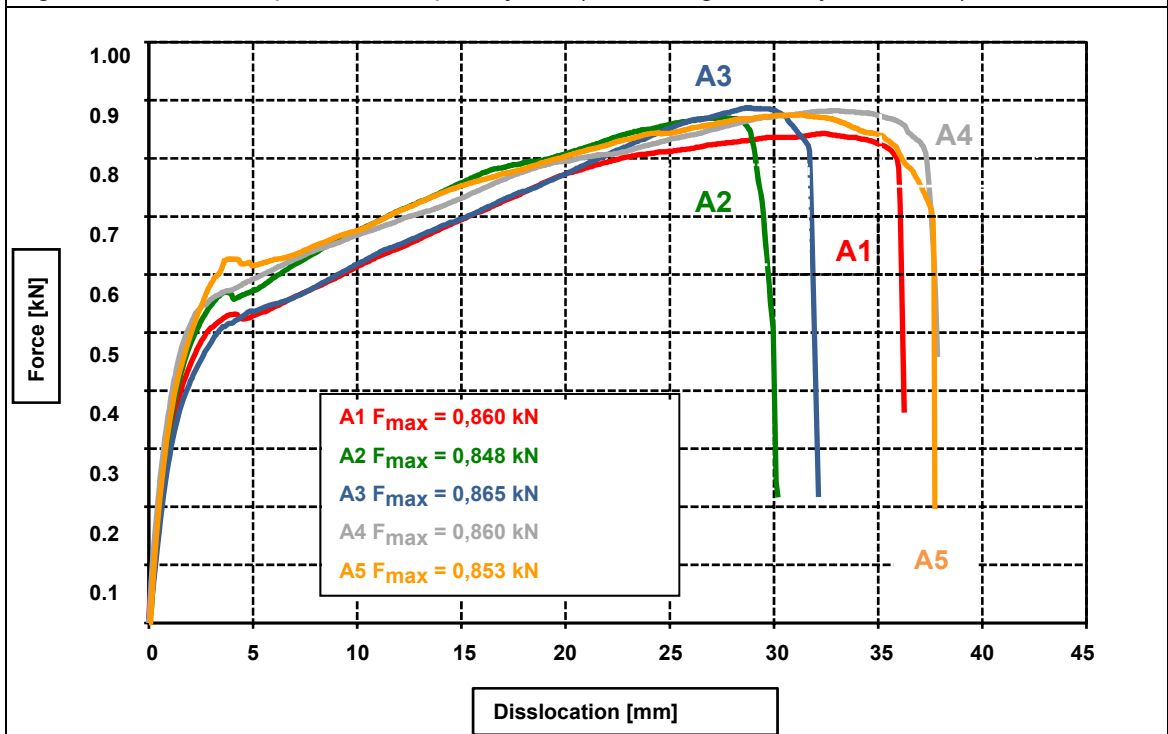
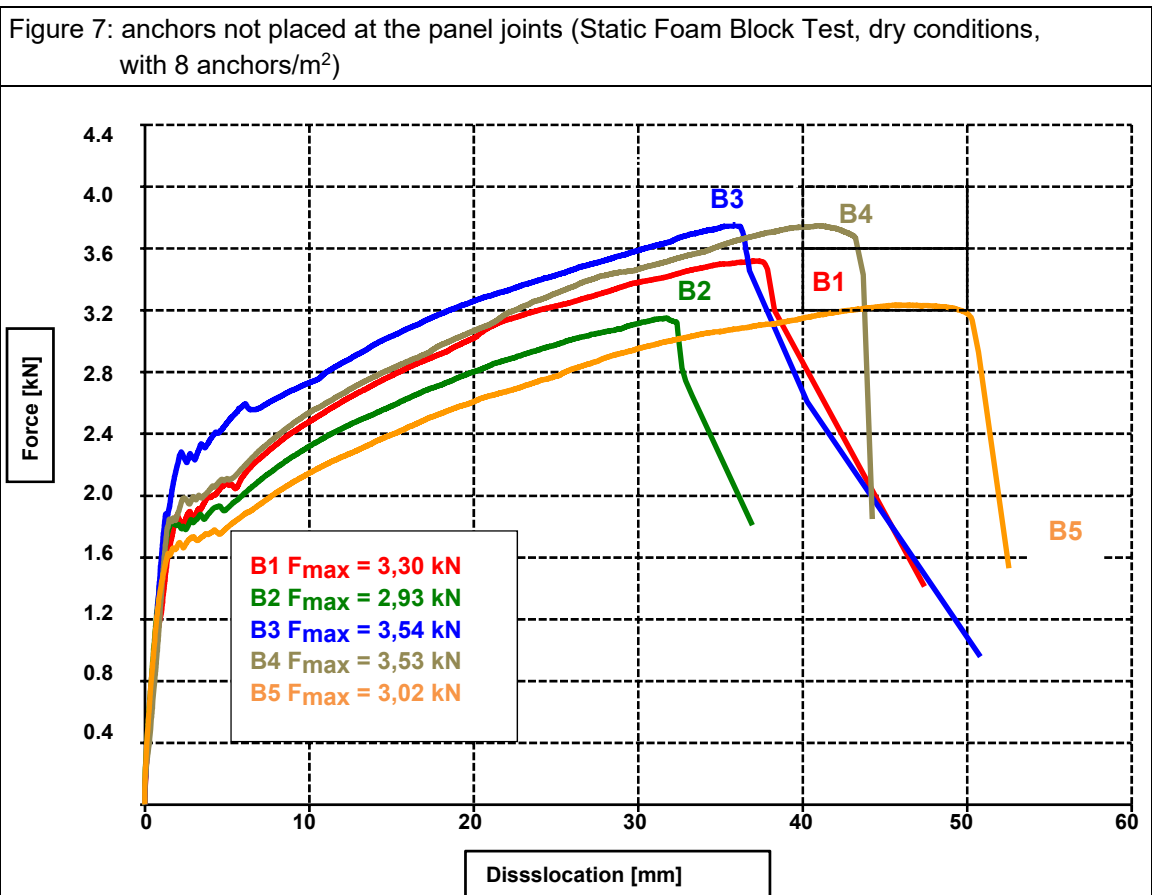
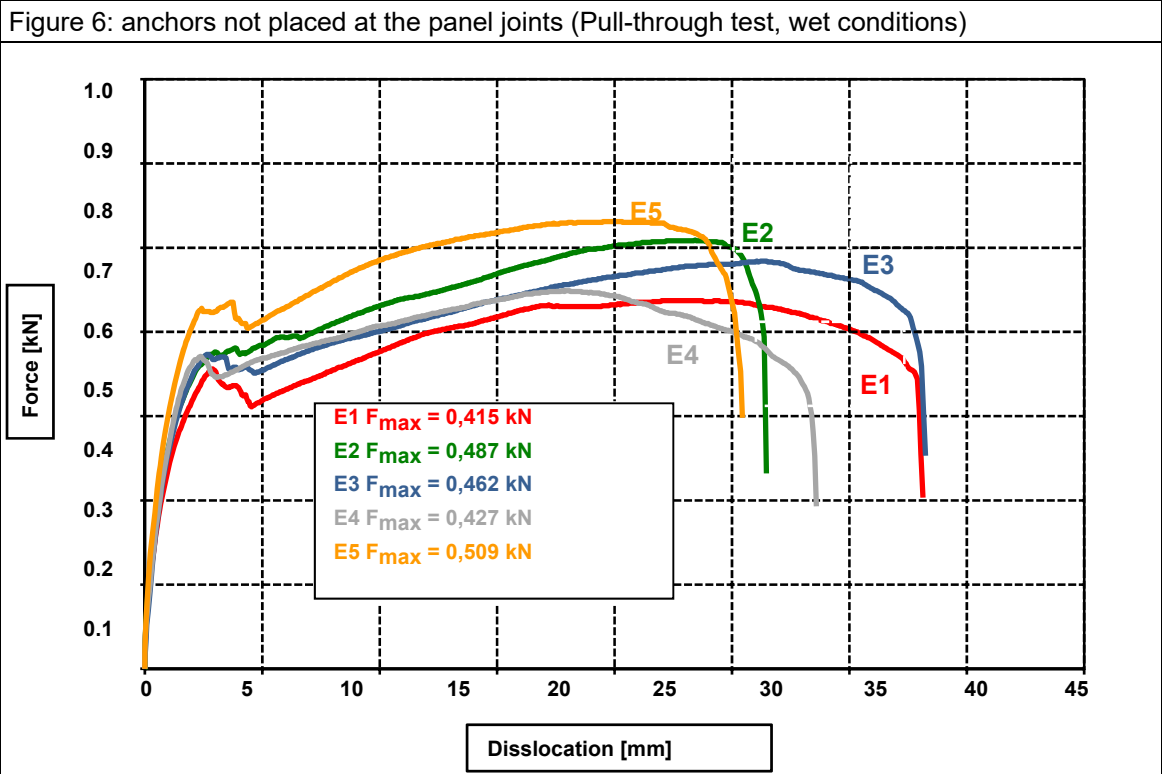
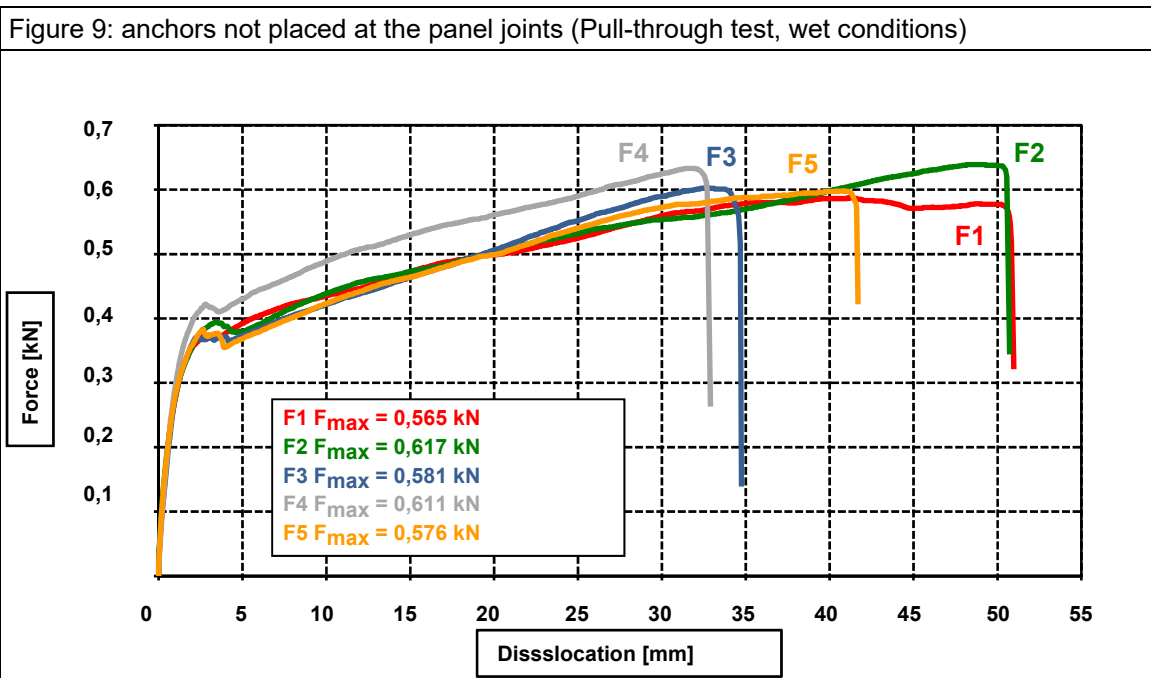
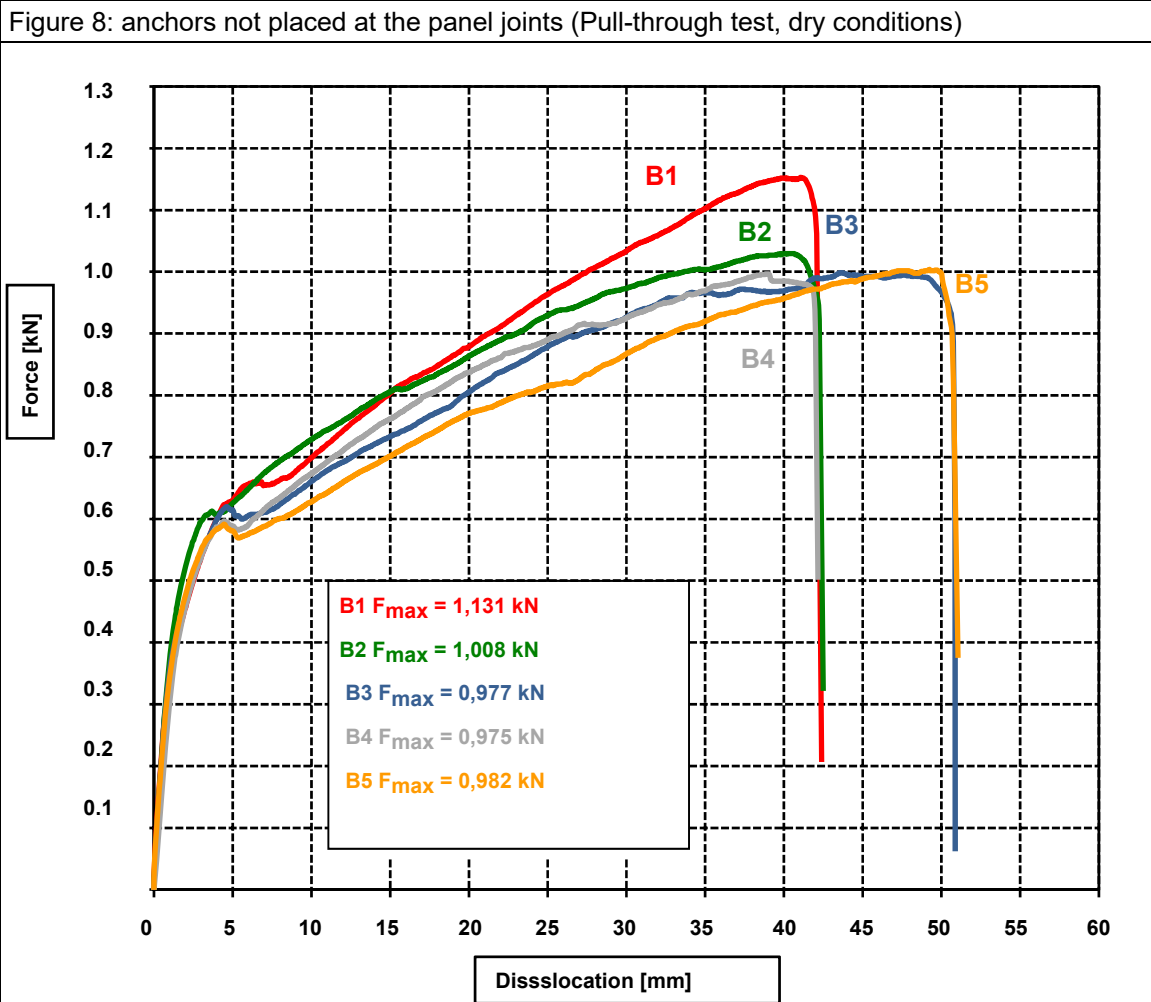


Figure 5: anchors not placed at the panel joints (Pull-through test, dry conditions)







The failure loads of table 2 in section 4.4.1 and table 1 in section 4.4.2 specified above with a plate diameter of anchor of 60 mm apply to the following anchors with deep mounting only under the following conditions:

| Anchor   | Thickness of the MW panel [t] | Conditions of installation*   |
|--|-------------------------------|---|
| ejothem STR U,<br>ejothem STR U 2G<br>(ETA-04/0023)<br>STR Carbon<br>(ETA-13/0009) | $t \geq 80$ mm                | <ul style="list-style-type: none"> <li>– Maximum installation depth of the anchor plate: 15 mm<br/>(<math>\cong</math> thickness of insulation cover)</li> <li>– Cutting depth 20 mm</li> </ul> |
|  | $t \geq 100$ mm               | <ul style="list-style-type: none"> <li>– Maximum installation depth of the anchor plate: 15 mm<br/>(<math>\cong</math> thickness of insulation cover)</li> <li>– Cutting depth 35 mm</li> </ul> |
| TERMOZ 8 SV<br>(ETA-06/0180)   | $t \geq 80$ mm                | <ul style="list-style-type: none"> <li>– Maximum installation depth of the anchor plate: 15 mm<br/>(<math>\cong</math> thickness of insulation cover)</li> </ul>                                |
| * according to the appropriate ETA of anchor                                       |                               |   |

English translation prepared by DIBt

#### 4.5 Render strip tensile test

The average value of crack width of the base coats reinforced with the different glass fibre meshes measured at a render strain value of 1 % is:

| Base coat                                      | Glass fibre mesh    | Average value of crack width<br>$W_m$ (1%) |
|--|---------------------|--|
| Capatect Klebe- und Armierungsmasse 186 M      | Capatect Gewebe 650 | 0.06 mm                                    |
| Capatect ArmaReno 700                          | Capatect Gewebe 650 | 0.06 mm                                    |
| Capatect Klebe- und Armierungsmasse 133 Leicht | Capatect Gewebe 650 | 0.08 mm                                    |
| Capatect Klebe- und Armierungsmasse 133 Leicht | Capatect Gewebe 666 | 0.09 mm                                    |

For all other base coat- mesh combinations no performance was assessed for the render trip tensile test.

#### 4.6 Bond strength after ageing

| Finishing coat with base coat indicated hereafter |               | 7 d immersion in water and 7 d drying [kPa] with base coat "Capatect Klebe- und Armierungsmasse 133 Leicht" | 7 d immersion in water and 7 d drying [kPa] with base coat "Capatect ArmaReno 700" | 7 d immersion in water and 7 d drying [kPa] with base coat "Capatect Klebe- und Armierungsmasse 186 M" |
|---|---------------|---|--|--|
| Capatect Mineral-Leichtputz R/K                   | Average       | 100   | 110  | 110  |
|   | Minimal value | 90  | 100  | 100  |
| Capatect Mineralputz R/K                          | Average       | 110   | 110  | 99   |
|   | Minimal value | 110   | 100  | 92   |
| Capatect Feinspachtel 195                         | Average       | 104   | 80   | 117  |
|   | Minimal value | 100   | 80   | 116  |
| Capatect Modellier- und Spachtelputz 134          | Average       | 100   | not applicable   | 110  |
|   | Minimal value | 90  |  | 100  |
| Capatect Edelkratzputz                            | Average       | 110   | not applicable   | not applicable   |
|   | Minimal value | 110   |  |  |
| Capatect Fassadenputz R/K                         | Average       | not applicable  | not applicable   | 110  |
|   | Minimal value |   |  | 100  |
| Capatect AmphiSilan Fassadenputz R/K              | Average       | not applicable  | not applicable   | 130  |
|   | Minimal value |   |  | 120  |
| Capatect Fassadenputz Fein                        | Average       | not applicable  | not applicable   | 110  |
|   | Minimal value |   |  | 90   |

| Finishing coat with base coat indicated hereafter  |               | 7 d immersion in water and 7 d drying [kPa] with base coat "Capatect Klebe- und Armierungsmasse 133 Leicht" | 7 d immersion in water and 7 d drying [kPa] with base coat "Capatect ArmaReno 700" | 7 d immersion in water and 7 d drying [kPa] with base coat "Capatect Klebe- und Armierungsmasse 186 M" |
|--|---------------|---|--|--|
| Capatect Sylitol Fassadenputz R/K                  | Average       | not applicable  | not applicable   | 110  |
|  | Minimal value |   |  | 110  |
| Capatect ThermoSan Fassadenputz NQG K              | Average       | not applicable  | not applicable   | 90   |
|  | Minimal value |   |  | 80   |
| Capatect Putz 622 W SilaCryl                       | Average       | not applicable  | not applicable   | 100  |
|  | Minimal value |   |  | 90   |
| Capatect AmphiSilan-Fassadenputz FEIN              | Average       | not applicable  | not applicable   | 120  |
|  | Minimal value |   |  | 100  |
| Capatect AmphiSilan-Fassadenputz K10               | Average       | not applicable  | not applicable   | 120  |
|  | Minimal value |   |  | 100  |
| Original Meldorfer with Meldorfer Ansatzmörtel 080 | Average       | not applicable  | not applicable   | 120  |
|  | Minimal value |   |  | 100  |

#### 4.7 Reinforcement (glass fibre mesh)

| Capatect Gewebe 650                            | Average warp | Average weft |
|--|--------------|--------------|
| Tensile strength in as-delivered state         | 44.8 N / mm  | 44.8 N / mm  |
| Residual tensile strength after aging          | 30.6 N / mm  | 30.2 N / mm  |
| Relative residual tensile strength after aging | 68.3 %       | 67.4 %       |
| Elongation in as-delivered state               | 3.6 %        | 3.6 %        |
| Elongation after aging                         | 1.49 %       | 1.31 %       |

| Capatect Gewebe 666                            | Average warp | Average weft |
|--|--------------|--------------|
| Tensile strength in as-delivered state         | 44.0 N / mm  | 62.0 N / mm  |
| Residual tensile strength after aging          | 30.0 N / mm  | 42.0 N / mm  |
| Relative residual tensile strength after aging | 68.1 %       | 67.7 %       |
| Elongation in as-delivered state               | 3.8 %        | 4.3 %        |
| Elongation after aging                         | 2.5 %        | 2.8 %        |

| Capatect Panzergewebe 652                      | Average warp | Average weft |
|--|--------------|--------------|
| Tensile strength in as-delivered state         | 64.0 N / mm  | 70.0 N / mm  |
| Residual tensile strength after aging          | 32.0 N / mm  | 35.0 N / mm  |
| Relative residual tensile strength after aging | 50.0 %       | 50.0 %       |
| Elongation in as-delivered state               | 4.5 %        | 4.5 %        |
| Elongation after aging                         | 4.0 %        | 4.0 %        |

## Annex 5

### Energy economy and heat retention (BWR 6)

#### 5.1 Thermal resistance

The nominal value of the additional thermal resistance  $R$  provided by the ETICS to the substrate wall is calculated in accordance with EN ISO 6946:2007 from the nominal value of the insulation product's thermal resistance  $R_D$  given accompanied to the CE marking and from the thermal resistance of the rendering system  $R_{render}$  which is about  $0.02 \text{ (m}^2 \cdot \text{K)/W}$ .

$$R = R_D + R_{render}$$

The thermal bridges caused by mechanical fixing devices (anchors profiles) increase the thermal transmittance  $U$ . This influence had to take into account according to EN ISO 6946:2007.

$$U_c = U + \Delta U$$

corrected thermal transmittance [ $\text{W}/(\text{m}^2 \cdot \text{K})$ ]

$$\Delta U = \Delta U_{anchor} + \Delta U_{profile}$$

correction term for mechanical fixing devices (anchors, profiles)

$$\Delta U_{anchor} = \chi_p \cdot n$$

correction term for anchors

where:  $n$

number of anchors per  $\text{m}^2$

$\chi_p$

local influence of thermal bridge caused by an anchor. The values listed below can be taken into account, if not specified in the anchor's technical approval

$$\chi_p = 0.004 \text{ W/K}$$

for anchors with a galvanized steel screw with the head covered by a plastic material

$$\chi_p = 0.002 \text{ W/K}$$

for anchors with a stainless steel screw with the head covered by plastic material, and for anchors with an air gap at the head of the screw

$\Delta U_{profile}$

correction term for profiles; subject to the thickness of the insulation product and the thermal resistance of the substrate wall the following values apply:

| Thermal resistance of the substrate wall [ $\text{m}^2 \cdot \text{K}/\text{W}$ ] | Thickness of the insulation product [mm] | $\Delta U_{profile}$ [ $\text{W}/(\text{m}^2 \cdot \text{K})$ ] |
|---|--|---|
| $R < 0.33$  | $60 \leq t < 80$                         | 0.03  |
|   | $80 \leq t < 120$                        | 0.02  |
|   | $t \geq 120$                             | 0   |
| $0.33 \leq R \leq 1.10$   | $60 \leq t < 80$                         | 0.02  |
|   | $80 \leq t \leq 100$                     | 0.01  |
|   | $t > 100$                                | 0   |
| $R > 1.10$  | $t \geq 60$                              | 0   |

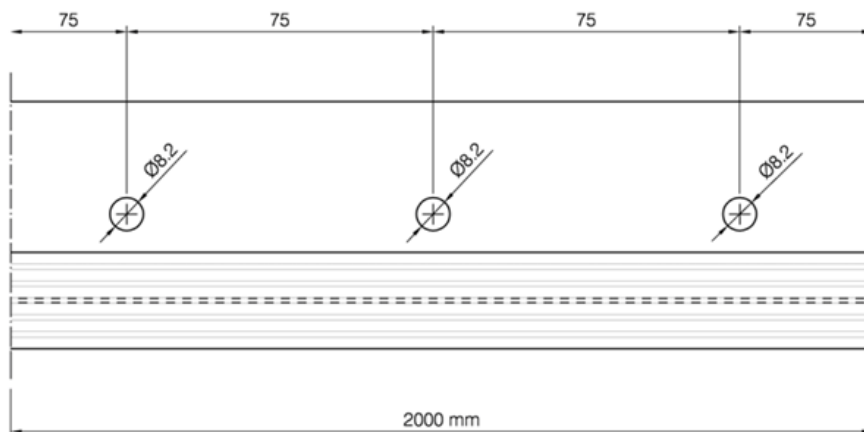
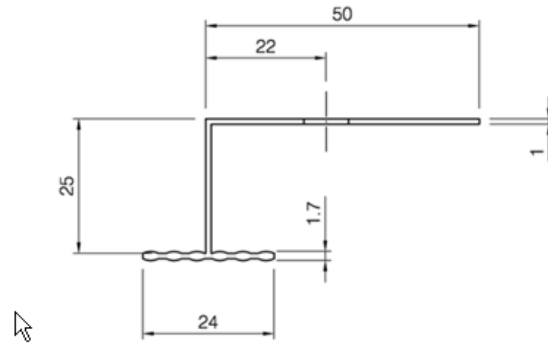


## Annex 6

### Profile

Aluminium (Al) profiles, EN AW-6060 T66 to EN 755-2: are to be used in the mechanically fixed ETICS with profiles. The Pull-through resistance of fixings from profiles is  $\geq 500$  N.

#### Horizontal profile – "Capatect - Halteleiste ALU"



#### Vertical connection profile – "Capatect – Verbindungsleiste ALU"

Length: 470 mm

